

THE
OPEN[®]
150TH ST ANDREWS

150



MEDIA GUIDE

THE OPEN

150TH ST ANDREWS

St Andrews					
Hole	Yards	Par	Hole	Yards	Par
1	375	4	10	386	4
2	452	4	11	174	3
3	398	4	12	351	4
4	480	4	13	465	4
5	570	5	14	614	5
6	414	4	15	455	4
7	371	4	16	418	4
8	187	3	17	495	4
9	352	4	18	356	4
Out	3599	36	In	3714	36
			Out	3599	36
			Total	7313	72

The Red Route

The 'Red Route' is for the benefit of spectators who may wish to follow a particular game.

Did you know? If you follow the entire route you will walk over the recommended 10,000 daily steps (approx. 6km in total).

Mobile Device Policy

- All devices must be in SILENT mode at all times.
- Calls must be placed or received in approved designated areas, referred to as "Mobile Device Zones", as indicated on the map.
- No audio or video capture is permitted at any time.
- No still photography of play is permitted on Championship Days.
- Data use (texting, email, website access, etc.) is permitted throughout the golf course. However, volume must be muted at all times.

Spectators who breach any provision of this policy will be subject to the terms and conditions of ticket sales.

Media Shuttle Bus

Timings for the media shuttle:

Sunday 10 July 2022	08:00 – 21:00
Monday 11 July 2022	06:30 – 23:00
Tuesday 12 July 2022	06:30 – 23:30
Wednesday 13 July 2022	06:30 – 23:00
Thursday 14 July 2022	05:00 – 23:59
Friday 15 July 2022	05:00 – 23:59
Saturday 16 July 2022	06:30 – 23:59
Sunday 17 July 2022	06:30 – 23:59



KEY	
Accredited Personnel Entrances	3
Autograph Area	📸
Baby Changing Facilities	👶
Bicycle Parking	🚲
Buggy Crossing Point	Ⓜ
Camping Village	🏕️
Coach Park	🚐
First Aid	🏠
Food & Beverage	🍽️
Hole Number	1
Hospitality	🏠
Large Screen	📺
Left Luggage and Lost Property	👜
Meeting Point	👤
Mobile Device Zone	📵
Park & Ride Bus Stop	🚌
Red Route	—
Spectator Crossing Point	Ⓜ
Spectator Entrance	2
Spectator Exit Only	9
Spectator Grandstand	🏟️
Taxis/Private Hire	🚕
The Shop	🛒
Toilets	🚻
Train Station Bus Stop	🚉
Water Refill Station	💧
Wheelchair Accessible Stands	♿





Open Championships Committee

David Meacher
Chairman

Áine Binchy
Deputy Chair

Committee

Tim Cockroft Gavin Lawrie
Hans Lindeblad Ada O'Sullivan
Alastair Wells

MARTIN SLUMBERS
Chief Executive

JOHNNIE COLE-HAMILTON
Executive Director – Championships

DAVID RICKMAN
Executive Director – Governance

St Andrews Championship Committee

STEWART FORSYTH
Chairman

ALISON WHITE
Deputy Chairman

NEIL COULSON
Chief Executive

JOHN GRANT
Director of Golf

SANDY REID
Director of Greenkeeping

GORDON McKIE
Course Manager, Old Course

LAURIE WATSON
Director of Engagement

GAVIN FAIRWEATHER
Deputy Chief Marshal

JANET FINLAY
Chief Scorer



Contents

St Andrews – Qualifying

St Andrews Course Guide	2-4
St Andrews Card of the Course	5
The Claret Jug.....	6
Championship Entry Conditions.....	7-9
The Open Qualifying Series Venues	10
The Open Qualifying Series Introduction.....	11
The Open Qualifying Series	
South Africa	12
Singapore.....	13
Australia	14
USA: Arnold Palmer Invitational	15
Netherlands	16
Japan.....	17
Canada.....	18
Korea	19
Ireland	20
USA: John Deere Classic	21
Leading Players' Open Championship Records	22-23

The Open 2021 – 1860

Champion Golfer of the Year 2021 –1860.....	24-189
The Open Records Contents	190-191
Champion Golfers of the Year	192-193

Previous Opens at St Andrews

Full Field Hole by Hole Scores 2015	194-198
Full Field Hole by Hole Scores 2010	199-203
Full Field Hole by Hole Scores 2005.....	204-208
Full Field Hole by Hole Scores 2000	209-213
Full Field Hole by Hole Scores 1995	214-219

The Open Championship Records

Champions' Records.....	220
Recent Times (since 2001)	225
Nationalities of The Open Champions.....	226
Scoring Records – General	228
Scoring Records by Decade.....	233
Holes-in-One/Albatrosses	237
Family Ties.....	238
Oldest and Youngest.....	238
Amateur Records.....	238
Venue Records	240
Most Difficult Holes at The Open.....	240
Easiest Holes at The Open.....	241
Lengths of Courses	242
St Andrews Records	244
Play-Offs at The Open.....	249
Attendances	252
Prizes	254
Championship Venues.....	256-257



St Andrews 2022 Course Guide

BY SIR NICK FALDO

1
375 YARDS
PAR 4



Burn In front of The Royal and Ancient Clubhouse, it's one of the most iconic tee shots in golf. The 1st has one of the widest fairways in the sport – with out-of-bounds on both sides – yet the optimum line off the tee is between left of the green and right of the Swilcan Bridge. That then gives a great angle coming across the Swilcan Burn as some of the pin positions may be just over it. Many of the players will play some kind of iron off the tee to give themselves whatever their comfortable distance is for the second shot, from 80 to 110 yards out. In the final round in 1990, I left it exactly 80 yards away and hit it to a foot so that was an important start. Getting too close to the green off the tee, especially downwind, can leave no room to work with so the most vital shot is the second one and leaving you optimum distance for spin control.

2
452 YARDS
PAR 4



Dyke The Championship hole location tends to be down the left-hand side, so playing the ball as far down the right as possible – even in the rough avoiding the gorse – is more preferable than going left. Players need to avoid Cheape's bunker on the left-hand side of the fairway. It is one of the great second shots as there is a wonderful diagonal ridge that runs up to the front of the green, the first of several huge double greens on the Old Course, with this one shared with the 16th. To land the ball in the perfect place, it needs to be a couple of paces on to allow it to release into the middle of the green. If the hole is cut on the right, it is important to avoid the huge mound in the middle of the green and two small bunkers that lurk to the right of it.

4
480 YARDS
PAR 4



Ginger Beer The most demanding tee shot on the front nine. The riskier line is down the right half of the fairway to open up an easier second shot. Those choosing to play safer up the left will have to carry a large mound just short of the green with their approach. It's a great green and the Championship pins tend to be down the left-hand side. There are two giant waves to the green, as it climbs up and the pin could be in the middle or the back section. With a deep bunker to the left of the green, it is one of the most awkward second shots on the course.

3
398 YARDS
PAR 4




Cartgate (Out) On a good wind, there could be a few players having a go at the green, trying to get the ball somewhere up to the front right. It's best to not go left as the huge Cartgate bunker guards the front of a green that is shared with the 15th. I think there are two ways to play the hole. Either hang back a tee shot to around 300 yards, even if it leaves an awkward pitch. You can't see where the ball lands for the pitch, so players will try to land it on quite a side slope while trying not to pull the ball too far left as it will then release even more. Alternatively, players will seek to get as close as they can to the front of the green with their tee shot. The hole offers a birdie opportunity.

5
570 YARDS
PAR 5



Hole O'Cross (Out) The first of only two par-5s on the Old Course, so is extremely important to get a good drive away for a birdie or even an eagle chance. The stone in the middle of the fairway is a great line, but it's difficult to find it. Those who find the fairway off the tee will fancy their chances of firing a second shot over the Spectacles bunkers and finding a putting surface that is an incredible 100 yards long. For the approach shot, the front section of the double green is actually quite narrow considering the size of the green and it's guarded by a huge gully at the front. Trying to land the ball short to let it run on is extremely difficult yet landing on the green downwind could see the ball go 40 yards past the flag. That is the dilemma.



6
414 YARDS
PAR 4

Heathery (Out) The tee shot is really difficult as it is played blind to a fairway where the Coffin bunkers lie in wait. There are more bunkers down the right to trouble the drive. If it is downwind, a lot of the players could be hitting it quite far down. There is a great, wonderful ridge at the front of the green and that makes the pitch shot more difficult to any pins located there. It is one of the flattest greens on the course but the second shot demands short iron accuracy.



8
187 YARDS
PAR 3

Short The first of only two short holes with pin positions often over the bunker at the front or all the way to the back plateau. The most difficult aspect of the hole is suddenly turning towards the town. If there is a cross-wind, coming from the left or even from the right, it affects the ball by 30 yards or more. If a player mis-hits it slightly, they could very easily end up with a 30 or 40-yard putt. It is so important to work the ball against the wind to keep it as straight as possible.



7
371 YARDS
PAR 4

High (Out) The optimum line is really the 12th tee. I was told to go as far left as you can as there are no bunkers out there and it gives a great line in. Players must be careful to avoid the large Shell bunker to the right at over 300 yards. It is an amazing green, sloping left to right and shared with the 11th. It is best to hit the approach shot down the green, as the ball tends to get a huge bounce and then releases. Even a wedge shot may need 25 yards to stop the ball if you are coming down the green – especially if the wind is behind.



9
352 YARDS
PAR 4

End It's a short par-4 offering a great birdie chance. Off the tee, many players will be looking for a big bounce to try to get close to the green. But gorse on the left and a host of bunkers, including two in the right half of the fairway at approximately 260 and 290 yards from the tee, are in play. It's a mind game with them, whether to take them on or not. They are so small but for some reason they are like magnets. You can putt it from 30 yards short of the green quite comfortably, which is probably the right shot to play. Much depends on the wind for the front nine. There are birdie chances but when the wind is up, it is really hard work to get the ball close. That is why the Old Course is so special.



10
386 YARDS
PAR 4

Bobby Jones Turning back again to start the back nine, this is a hole named after the Champion Golfer of 1927 and The Amateur Champion of 1930 at St Andrews. On a favourable wind, many will look to get as close to the green as possible, so it represents a chance for back-to-back birdies. The green is one of the largest on the course, shared with the 8th, and there is a plateau running through it. Players can either lay up in front of the right-hand fairway bunkers and strike a wedge onto the plateau, but with favourable conditions many will look to hit it up towards the green off the tee.



11
174 YARDS
PAR 3



High (In) This is a hugely testing par-3 and the fearsome Hill and Strath bunkers must be avoided. Even striking a short iron into the green needs to be absolutely perfect. If the wind is into, left-to-right, a tee shot can end up way down somewhere near the 7th green. Extreme care must also be taken to not go over the green as it is ten feet deep. It is one of the bravest shots on the course to find the back of the green but going long could be in deep trouble. A par is a good score.

12
351 YARDS
PAR 4



Heathery (In) It is a hole that offers amazing strategy for such a short test. There are even three options to play it. At The Open in 2015, I hit 4-iron, 4-iron because it was into the wind and it was difficult to find an area to drive into. But if the weather is good you can get close to the green with a drive. If you avoid the five bunkers scattered around the centre of the fairway and the gorse to the left and right, a great birdie chance awaits. To be level with the bunkers and have a good angle in is a nice yardage for a short iron, but the right rough is perhaps a good place if you miss the fairway. The green also has one of the most difficult plateaus running across it – and it is only some ten to 12 yards in depth. It’s amazingly tricky to get the ball close. You could make a nice birdie here, or a complete mess of it!

14
614 YARDS
PAR 5



Long When you reach the 14th and start to see St Andrews in the distance all the way in, it’s one of the most wonderful views in golf. At over 600 yards, this is a scary test. Players should keep right of the bunkers known as the Beardies, while being careful not to drift towards the out-of-bounds wall on the right. If it is firm, dry and calm, a long drive can be achieved and players can have a go for the green in two. If it is three shots because of the wind, however, they face an extremely difficult tee shot and then have to make a decision whether to try and carry Hell bunker or go left. If the pin is on the right, it will be guarded by a huge downslope so it is best to come from the left angle. The green has a wonderful big roll at the front edge and a second shot can go long off the back left. It is one of the greatest par-5s in golf. Very few holes have so many options of how to play it.

13
465 YARDS
PAR 4



Hole O’Cross (In) It is one of the great holes on the Old Course and where St Andrews strategy really comes into play. The fairway comes to an end at approximately 300 yards and the Coffin bunkers are the main threat from the tee. Opting to strike a tee shot down the left provides a great angle to the green. It is a large green with wonderful rolls, especially in the middle. If it plays into a left-to-right wind, players could be hitting a 3-iron for their second shot. In 1990, I remember hitting a 6-iron from the left mounding on day two, one of my great shots that week.

15
455 YARDS
PAR 4



Cartgate (In) This is another testing hole on the homeward stretch. The fairway narrows significantly at around 300 yards and has pot bunkers a little further up so many may choose to leave the driver in the bag. Again, it depends on the wind, if it is playing into a left-to-right wind, then it is a really tough tee shot. I hit a punchy 5-iron into the green during the final round in 1990 when my lead had been cut from five to two shots and made a crucial birdie. The front of the green is guarded by some twisty mounds and a devilish pot bunker to the front left.

16
418 YARDS
PAR 4



Corner Of The Dyke This is a risk-reward hole, depending on boldness off the tee. With out-of-bounds very much in play to the right, the safe play is a drive down the left side of the fairway, albeit that brings the Principal's Nose collection of bunkers into play. It could be a long iron off the tee or a little 3 wood depending on the wind, or others may fancy risking the driver and getting it as far down as possible. The green has a really difficult front corner and a plateau which is tricky to get onto. It's very easy to pull the approach shot and end up somewhere on the 2nd green. Judging the flight and getting it to land and release is very difficult, especially if the pin is in that front right corner. It's also a challenging green to putt on if you have to go over the ridges.

17
495 YARDS
PAR 4



Road Here is one of the greatest holes in golf. It has an iconic bunker, a road and a real fear factor. You are so proud of yourself to hit a solid tee shot, knock it on the green and two putt. Off the tee, the drive can actually go further right than you think. Pick a line over the corner of the Old Course Hotel, right over the word 'Course' is pretty good and find a good spot in the fairway up the right. Going left can make the second shot really difficult as the club can get wrapped up in the rough and go left into further trouble. The perfect play is some kind of drawing second shot where it lands short, releases up and turns on the green. It has got to have some shape on it, as if it is dead straight it will run out and end up on the road. It's all about not pulling anything near the Road Hole bunker and tip-toeing around that. It is one of those holes where you kind of mentally say 'if I make a mistake, let me just make a five'. You can run up an eight by getting it on the gravel or the road at the back as the ball can bounce anywhere.

18
356 YARDS
PAR 4



Cards of the Course 2015 and 2022

Hole	2015		2022		Variance
	Par	Yards	Par	Yards	+/-
1	4	375	4	375	0
2	4	452	4	452	0
3	4	398	4	398	0
4	4	480	4	480	0
5	5	570	5	570	0
6	4	414	4	414	0
7	4	371	4	371	0
8	3	174	3	187	+13
9	4	352	4	352	0
Out	36	3586	36	3599	+13
10	4	386	4	386	0
11	3	174	3	174	0
12	4	348	4	351	+3
13	4	465	4	465	0
14	5	614	5	614	0
15	4	455	4	455	0
16	4	418	4	418	0
17	4	495	4	495	0
18	4	356	4	356	0
In	36	3711	36	3714	+3
Out	36	3586	36	3599	+13
Total	72	7297	72	7313	+16

Tom Morris It's a magical hole. There is nothing like it, with the tradition, The Royal and Ancient Clubhouse, the history and the famous town. Every golfer has scraped their spikes across the Swilcan Bridge. For a moment, you are absolutely engulfed in the history of our sport which is a wonderful feeling. There are three ways to play the hole, depending on the weather. Either go as far left as deemed necessary, although it is often said the clock on the Clubhouse is a great line as it provides a good angle from around 100 yards or less in. Or players will look to strike it up into the mounds some 30-40 yards short of the green before playing in a bump and run through the Valley of Sin. The other option is to take on the green, especially if it is downwind. On the first day in 1990, I was about 35-40 yards away and I chipped it up with an 8-iron... and in it went for eagle. It was huge for me as I remember looking up at the big, yellow leaderboard to see six-under-par was leading, so the chip-in took me to five-under and right in the mix. Come the final day, knowing I had a healthy lead, I was able to walk up the fairway, let it sink in and enjoy it all.



The Greatest Prize of All

The first Champion Golfer of the Year to receive the new trophy was, in fact, the 1873 winner, Tom Kidd, but Tom Morris Junior's name was the first to be engraved on it as the 1872 winner.



The first winner of The Open received not one penny in prize money. The prestige of being crowned Champion Golfer of the Year was considered sufficient reward. And he was undoubtedly recompensed with a few pounds by his wealthy backers who wagered large sums on the outcome of the three round contest over Prestwick's 12-hole course on a windy day in October 1860.

Willie Park was the first to claim the title and he was briefly allowed to handle the symbol of his success – a wide, red leather belt lavishly adorned with silver decorations that included a golfing scene on the exquisitely carved buckle and the Burgh of Prestwick coat of arms on the back. But the rules of the competition clearly stated that, 'The party winning the Belt shall always leave the Belt with the Treasurer of the Club until he produces a guarantee... that the Belt shall be safely kept and laid on the table at the next Meeting to compete for until it becomes the property of the winner by being won three times in succession and that under a penalty of £25 sterling'.

When Young Tom Morris won the Championship for the third time in a row in 1870, by the huge margin of 12 strokes and a record score of 149, he proudly took the belt home and left Prestwick Golf Club with a dilemma. The Club asked for assistance from The Royal and Ancient Golf Club and the Honourable Company in the provision of a new trophy, with the proposal that the Championship would, in future, be staged at the three courses in turn. Discussions were at first slow and non-committal and a year passed without agreement and without a Championship.

It was not until two days before the Championship was re-instated in 1872 that a concord between the three clubs was reached, leaving no time to commission a new trophy. So when Young Tom Morris won for the fourth time he was presented with a medal decorated with crossed golf clubs, a shield bearing the initials PGC for Prestwick Golf Club and the words 'Golf Champion Trophy'. It was not solid gold as were later medals presented to winners, but gold-plated base metal that has

every appearance of being an off-the-shelf purchase quickly inscribed for the occasion in the absence of a permanent trophy.

But The Royal and Ancient Golf Club and the Honourable Company of Edinburgh Golfers had made a commitment to join Prestwick in the provision of a replacement for the original belt at a total cost of £30. Mackay Cunningham & Company of Edinburgh were commissioned to produce a slim and elegant silver claret jug bearing the words 'Golf Champion Trophy'. It was a commission that could not be rushed and the fine detail of the engraving is testimony to the craftsmanship that went into its creation.

The hallmarks give chapter and verse of the newly produced Claret Jug. The castle stamp is the mark of the Edinburgh goldsmiths; the thistle confirms that it is Scottish sterling silver and the head of Queen Victoria indicates payment of duty to the Crown. The date letter R shows just how long Young Tom had to wait before his name appeared on the new trophy for it proves that the commission was not completed until 1873/74. Research at the Edinburgh Assay Office shows that the hallmark changed annually in September at that time. The first Champion Golfer of the Year to receive the new trophy was, in fact, the 1873 winner, Tom Kidd, but Tom Morris Junior's name was the first to be engraved on it as the 1872 winner.

Following the 1927 Open, which was won at St Andrews by Bobby Jones, the Club's Championship Committee took the decision to retain the Claret Jug in future years and to present the winner with a replica. During the half century in which the original Claret Jug was used, 28 players held it aloft, including Harry Vardon on a record six occasions. But at one point during his five Open victories, Tom Watson was presented with the original rather than the replica. The mix-up was only discovered when he returned the trophy with a small dent and it was fully examined by silversmiths before the repair was made.

The original Golf Champion Trophy is on permanent display in The Royal and Ancient Clubhouse. It sits beside the Challenge Belt, which was donated to the Club in 1908 by the grandchildren of Tom Morris Senior.

Entry Conditions



A. TERMS

- (1) The 150th Open will be decided by stroke play over four rounds of 18 holes in accordance with the Rules of Golf as approved by R&A Rules Limited and in accordance with the Local Rules approved by R&A Championships Limited (The R&A).
- (2) In the event of a tie after four rounds, the winner will be decided by a play-off by stroke play over an amount of holes to be determined by the Open Championships Committee. The player with the lowest aggregate over the extra holes will be declared the winner. If the players are still tied having played these extra holes, a hole-by-hole play-off will be played immediately over the 18th hole only until a winner emerges. If the play-off involves more than two players, those other than the winner will be deemed to have tied for 2nd place regardless of their scores in the play-off.
- (3) The starting field will be 156 players. The 70 lowest scores over the first 36 holes and any tying for 70th place will qualify for the 3rd round on Saturday 16 July and the 4th round on Sunday 17 July. If a player who has posted a two round total score that will qualify for the 3rd round, withdraws before or after the 3rd round draw is made, the player's score will still be used to calculate the leading 70 places and ties that will determine the cut mark.
- (4) In the event of play being either delayed or declared null and void for any round of The Open, additional play will be at the discretion of the Open Championships Committee. Additional play will take place on Monday 18 July and exceptionally Tuesday 19 July.
- (5) The R&A arranges publicity before and during The Open in the Press and by live and recorded radio and television broadcasting and filming and on the Internet. Each player agrees to make reasonable efforts during the Championship to attend press conferences and to co-operate with the media in support of The Open including, appearances for The R&A's broadcast partners. Each player by entering The Open and thereby agreeing to these Terms assigns to The R&A and its assignees and licensees the right in perpetuity throughout the world to make, use, exhibit and reproduce in any way now known or hereafter devised (and to authorise others to do so) for commercial and other purposes from time to time and at their discretion, motion pictures, still pictures, live taped or filmed television, sound recordings and any other reproductions of any description of the player and/or their caddie made during or in connection with The Open (including, without limitation, during practice and play) without compensation for the player or caddie or the heirs, successors, executors, administrators or assignees of the player or caddie. The player also assigns to The R&A the right to use and reproduce the player's and/or caddie's name, voice, likeness and biographical material in any way now known or hereafter devised without compensation for the player or caddie or the heirs, successors, executors, administrators or assignees of the player or caddie including in circumstances where it may include the logo of a third party or of a sponsor or patron of The Open or any subsequent Open Championship or any other activities undertaken by The R&A. Players will be responsible for ensuring that they hold all the necessary rights to grant the above assignments, including appropriate agreements with their caddies. Notwithstanding the foregoing grant of rights, The R&A and its assignees and licensees agree that, other than as permitted above, they will not authorise any company contractually associated with The R&A to use the player's or caddie's name, voice, likeness and biographical material in a way which constitutes the endorsement of a product or service, without first requiring such associated company to obtain the player's authorisation. Also, to comply with certain contractual limitations relating to advertising on television, players assent that they or their caddies may not, without the prior approval of The R&A, display any commercial identification on clothing or equipment other than that customarily affixed to and of the normal size and in the normal position on any such clothing or equipment.
- (6) The R&A requires players and their team to conduct themselves in a manner that is respectful of The Open and the sport of golf. Players and their team shall at all times act in the best interests of the sport and The Open, and shall not conduct themselves in an unlawful or improper manner or so as to bring The Open, The R&A, the sport of golf or its governing bodies into disrepute and shall not use any one of or a combination of, violent conduct, threatening, abusive, indecent or insulting words or behaviour. Players and their team shall comply with any Code of Conduct set by the Open Championships Committee from time to time. For the purposes of this condition, a player's team includes their caddies as well as any agents, coaches or other support team including family members present at The Open or in the environs of The Open venue or otherwise acting in relation to The Open.
- (7) Players will at all times be liable for the actions of their caddies and will ensure that the caddies comply with the Terms as they apply to the players. Players will ensure that their caddies wear clothing of a type appropriate to The Open and, in particular, caddies will be required to wear The Open over-garment or bib of a type and design as will be supplied by the Open Championships Committee. Caddies will be required to wear such an over-garment or bib during official practice rounds and during The Open. Players' caddies may not wear headgear, visors or any other items of clothing which displays a logo other than The Open's official logo unless such logo represents a contract to which the player or the caddie was bound as at 31 January 2022.
- (8) All players gaining entry to The Open itself are subject to the provisions of the European Tour Group Anti-Doping Policy in force at the date of The Open. Details of the Policy, and the Prohibited Substances and Prohibited Methods, are available from The R&A. Players who are taking medication and in doubt as to their clinical status should seek advice from The R&A not later than 21 days before the start of The Open.
- (9) All players gaining entry into The Open are subject to the provisions of The Open's Anti-Corruption and Betting Policy in force at the date of The Open.
- (10) All players gaining entry to The Open are subject to any safety protocols relating to COVID-19 as issued to players and updated by The R&A and/or its safety advisers from time to time.
- (11) All players gaining entry into The Open are responsible for the conformity of the equipment they use and may be required to demonstrate this conformity via participation in testing (detailed below). In addition, an information service for players will be available throughout The Open to answer any outstanding questions on the conformity of their equipment. Those players randomly selected will be notified via the official information board at The Open.
- (12) A copy of the full pace of play policy will be posted at The Open and qualifying events and will be available on request.
- (13) The Model Local Rules in the Official Guide to the Rules of Golf are in effect for G-1 Conforming Driver Heads, G-3 Conforming Golf Balls, G-4 One Ball Condition, G-2 Groove and Punch Mark Specifications and G-10 Prohibiting Use of Clubs Longer than 46 Inches.
- (14) Model Local Rule G-6 is in effect. A player or caddie must not ride on any form of motorized transportation except as authorised or later approved by the Open Championships Committee. The R&A will only consider requests for use of motorized transportation where (i) the player making the request has a disability and (ii) the player can demonstrate that there is a medical need for transportation that results from that disability. Any requests by a player to use any form of transportation must be made not less than 60 days in advance of the relevant qualifying competition or The Open. All requests must be made in accordance with the procedures outlined in The R&A's Transportation Policy, available on request from The R&A.
- (15) The wearing of jeans of any colour is not permitted whilst practising or competing during any stage of The Open. Shorts may be worn at Regional Qualifying and Final Qualifying and whilst practising at The Open. The Open Championships Committee will consider any variations to the policy in the light of extreme weather conditions.
- (16) Any amateur who comes through qualifying that wishes to play as a professional at the next stage (whether that be FQ or The Open) must declare that intention in writing to the Championship Committee prior to close of Registration (no later than 2pm). If they do so, they will play as a professional and can be allocated prize money. If they don't declare an intention in writing to play as a professional they are playing as an amateur for that stage of the championship and do not qualify for prize money. Any amateur who enters at Regional Qualifying, but wishes to play as a



professional, must declare that intention in writing to the Championship Committee before teeing off on the date of RQ.

- (17) The Open Championships Committee reserves the right to amend these Terms and the decision of the Committee will, in all matters, be final.
- (18) These Terms will be governed by and interpreted in accordance with the law of Scotland.

B. THE OPEN QUALIFYING SERIES

For those entrants not exempt into The Open under section E, the qualifying procedure will be as follows:

THE OPEN QUALIFYING SERIES (OQS)

With the exception of ties for first place, which will be determined in accordance with the Terms for the tournament concerned, ties will be decided in favour of the highest ranked player in OWGR at the commencement of the tournament. If two or more players have the same OWGR, or two or more players have no OWGR, then ties will be decided by a card countback. The card countback will use the back 9 holes of the course or 6 or 3 or 2 or 1 hole and if a tie still arises, the last 6 or 3 or 2 or 1 hole of the front 9 holes of the course in the final round in OQS. If a tie still arises the same card countback will be used for the 3rd, 2nd and 1st rounds of the tournament.

(1) AUSTRALIA

The leading three players, not already exempt, in the top 10 and ties of the 2022 Vic Open.

(2) SOUTH AFRICA

The leading three players, not already exempt, in the top 10 and ties of the 2021 Joburg Open.

(3) SINGAPORE

The leading four players, not already exempt, in the top 12 and ties of the 2022 SMBC Singapore Open. The 2021 Asia-Pacific Amateur Champion and runner-up will receive an invitation to play in OQS Singapore.

(4) JAPAN

The leading four players, not exempt, in the top 12 and ties of the 2022 Mizuno Open. Blank entries will be made on behalf of players qualifying in this category.

(5) KOREA

The leading two players, not exempt, in the top 8 and ties of the 2022 KOLON Korean Open. Blank entries will be made on behalf of players qualifying in this category.

(6) NETHERLANDS, IRELAND & SCOTLAND

The leading three players, not exempt, in the top 10 and ties in the 2022 Dutch Open, 2022 Irish Open and 2022 Genesis Scottish Open. Blank entries will be made on behalf of players qualifying in this category.

(7) USA

The leading three players, not exempt, in the top 10 and ties in the 2022 Arnold Palmer Invitational presented by Mastercard. The leading 3 players, not exempt, in the top 10 and ties in the 2022 John Deere Classic and the leading player in the top 5 and ties in the Barbasol Championship. Blank entries will be made on behalf of players qualifying in the last two tournaments of this category.

(8) CANADA

The leading two players, not exempt, in the top eight and ties of the 2022 RBC Canadian Open. Blank entries will be made on behalf of players qualifying in this category.

FINAL QUALIFYING (FQ)

- (9) Separate FQ competitions of 36 holes each will be played by stroke play on Tuesday 28 June 2022 at Fairmont St Andrews (Torrance), Hollinwell, Prince's (Shore & Dunes) and St Annes Old Links.
- (10) Entrants must intimate on the online entry form their preferred (1-4) FQ courses they wish to play. Allocation of FQ courses will be at the sole discretion of The R&A.
- (11) For FQ, the field will be divided between the designated courses. A minimum of 12 places will be reserved from FQ. Any player who has qualified through FQ is deemed an Exempt Player.

- (12) Ties for last qualifying places in each competition will be decided by hole by hole play-off as soon as practicable after the last players have finished play.
- (13) In the event of play being either delayed or declared null and void for either round of any FQ, additional play will be at the discretion of the Open Championships Committee.

REGIONAL QUALIFYING (RQ)

- (14) To determine qualifiers to FQ, separate RQ competitions of 18 holes each will be played by stroke play on Monday 20 June 2022 at Alwoodley, Berwick-upon-Tweed (Goswick), Burhill – New Course, Caldry, County Louth, Fairhaven, Frilford Heath – Red Course, Kedleston Park, Minchinhampton (composite), Moor Park – High Course, Northamptonshire County, Panmure and Rochester & Cobham Park. If the entry exceeds the number that can be accommodated at these courses, additional courses may be added. It may not be possible to allocate all entrants to their preferred courses.
- (15) Entrants must intimate on the online entry form which RQ courses they wish to play. If the field of any of these competitions does not exceed 40, that particular competition may be cancelled and the entrants concerned required to play in another RQ. After allowing for players who fulfil the conditions under section D, the number of qualifying places available into FQ will be determined by the size of each field. Allocation of RQ courses will be at the sole discretion of The R&A.
- (16) Ties for last qualifying places in each competition will be decided by hole by hole play-off as soon as practicable after the last players finish their round.
- (17) Irrespective of play-off places, see B.(16), reserve places in case of subsequent withdrawals from FQ will be decided by a card countback, if necessary, from each RQ competition. The card countback will use the back 9 holes or 6 or 3 or 2 or 1 hole and, if a tie still arises, the last 6 or 3 or 2 or 1 hole of the front 9 holes and, if a tie still arises, by the drawing of lots.
- (18) In the event of play being incomplete or declared null and void on Monday 20 June, the competition will continue or take place on Tuesday 21 June at the same venue. In the event of play being declared null and void on Tuesday 21 June, the competition will be cancelled and entrance fees refunded in full. No players will go forward from that competition to FQ.

C. ENTRIES

- (1) Entry into RQ will be accepted from any male professional golfer, from a male amateur golfer whose playing handicap does not exceed 0.4 (SCRATCH), from a male amateur golfer who has been within WAGR™ listing 1-2,000 (see www.WAGR.com) during the period WAGR™ week 2020/01 to date of entry and from any female golfer in
 - (i) The top 5 and ties in the 2022 Chevron Championship.
 - (ii) The top 5 and ties in the 2022 US Women's Open Championship. Blank entries will be made on behalf of players qualifying in this category.
 - (iii) The top 5 and ties in the 2021 KPMG Women's PGA Championship.
 - (iv) The top 5 and ties in the 2021 AIG Women's Open Championship.
 - (v) The top 5 and ties in the 2021 Evian Championship.
- (2) Entry into FQ or The Open will be accepted from any golfer who fulfils the conditions in section D. or section E. respectively.
- (3) Amateur entrants from Great Britain & Ireland will be accepted under the current WHS handicapping scheme or, from outside Great Britain & Ireland, under the handicapping scheme adopted by the recognised authority controlling golf in the country from which they enter.
- (4) Amateur entrants from Great Britain & Ireland must enter through the Secretary of their Home Club. Amateur entrants from the USA will enter through their home State Association. Other amateur entrants from outside Great Britain & Ireland will enter through the Secretary of the recognised authority controlling golf in the country from which they enter.
- (5) Entries must be received by the Entries Department no later than 26 May 2022.
- (6) Entries will be accepted by the Entries Department only if the following details are provided.
 - i. Payment of Entry Fee (£150)
 - ii. Certification by the PGA, Tour or Secretary of the entrant's handicapping authority.

- iii. Completed Club Information Form (only applicable to Regional Qualifying entrants) or box ticked to indicate that your Clubs are all post-2010 models.
- (7) Entrance fees will not be refunded unless intimation of withdrawal is received before the closing date for entries. An administrative charge of £20 will be deducted from all refunds.
- (8) The Open Championships Committee may require independent certified evidence of the playing ability of entrants.
- (9) All entries will be subject to the approval of the Open Championships Committee which reserves the right to accept or refuse, or having accepted, subsequently reject any entry without giving reason for a decision.
- (10) The scores and/or performances of Regional Qualifying players will be subject to review by the Open Championships Committee. The Committee reserves the right to refuse any future entry based on a player's score and/or performance in any previous Regional Qualifying competition.
- (11) The Open Championships Committee reserves the right to disqualify any player making a false statement on their entry form.

D. ENTRY AT FINAL QUALIFYING is open to:

- (1) Past Champions of The Open.
- (2) Any player with an OWGR ranking in the top 1,000 and ties on the date of entry. Note: If a player subsequently becomes exempt under D.(2) after entering Regional Qualifying the player must contact the Entries Department before the closing date. A reserve list may be required if there are too many entries through this exemption. The list will be taken from all OWGR entrants in descending order from Closing Date. Any reserve list will be published on www.TheOpen.com. All reserves will be reallocated to RQ. If they do not wish to play at this level they will receive a refund.
- (3) Past Champions of The Masters Tournament, The US Open Championship and The PGA Championship.
- (4) Anyone who played in The 149th Open at St George's in 2021.
- (5) First 10 and anyone tying for 10th place in the 2021 PGA Professional Championship.
- (6) First 10 and anyone tying for 10th place in the 2021 PGA of America Professional Championship.
- (7) Past playing members of Ryder and Presidents Cup Teams.
- (8) The Amateur Champions 2016-2021.
- (9) The US Amateur Champions 2015-2020.
- (10) The European Amateur Champions 2015-2021.
- (11) The 2021 English, Scottish, Irish and Welsh Amateur Champions, from the respective closed Amateur Championships.
- (12) The quarter finalists in the 2022 Amateur Championship and the top 4 in the 2022 European Amateur Championship, for whom blank entries will be made and the runner-up in the 2021 US Amateur Championship. With the exception of ties for first place, which will be determined in accordance with the Terms for the tournament concerned, ties will be decided in favour of the highest ranked competitor in WAGR at the commencement of the tournament.
- (13) The leading 10 WAGR[®] ranked players, not otherwise exempt as at WAGR[®] Week 2022/21.
- (14) The Boys Amateur Champion 2021.
- (15) The 2022 Latin America Amateur runner(s)-up.
- (16) The 2021 Asia-Pacific Amateur runners(s)-up. This is only applicable if the entrant has not played in the 2021 OQS Singapore.

D.(8) to D.(16) are only applicable if the entrant concerned is still an amateur on 28 June 2022.

E. PLAYERS EXEMPT FROM ALL QUALIFYING

- (1) The Open Champions aged 60 or under on 17 July 2022.
- (2) The Open Champions for 2011-2021.
- (3) First 10 and anyone tying for 10th place in The 149th Open at Royal St George's in 2021.
- (4) The first 50 players on the OWGR for Week 21, 2022.
- (5) First 30 in the Final DP World Tour Ranking for 2021.
- (6) The BMW PGA Championship winners for 2018-2021.
- (7) First 5 DP World Tour members and any DP World Tour members tying for 5th place, not otherwise exempt, in the top 20 of the DP World Tour

- Rankings on completion of the 2022 BMW International Open.
 - (8) The US Open Champions for 2017-2022. Blank entry will be made on behalf of the 2022 Champion.
 - (9) The Masters Tournament Champions for 2017-2022.
 - (10) The PGA Champions for 2016-2022.
 - (11) THE PLAYERS Champions for 2019-2022.
 - (12) Top 30 players from the Final 2021 FedExCup Points List.
 - (13) First 5 PGA TOUR members and any PGA TOUR members tying for 5th place, not exempt in the top 20 of the PGA TOUR FedExCup Points List for 2022 on completion of the 2022 Travelers Championship.
 - (14) The 114 VISA Open de Argentina 2021 Champion.
 - (15) Playing members of the 2021 Ryder Cup Teams.
 - (16) First and anyone tying for 1st place on the Final Order of Merit of the PGA Tour of Australasia for 2021-2022.
 - (17) First and anyone tying for 1st place on the Final Order of Merit of the Sunshine Tour for 2021-2022.
 - (18) The Japan Open Champion for 2021.
 - (19) The Asia-Pacific Diamond Cup Champion for 2022.
 - (20) First 2 and anyone tying for 2nd place, on the Final Official Money List of the Japan Golf Tour for 2021.
 - (21) First and anyone tying for 1st place, not exempt in a cumulative money list taken from all official 2022 Japan Golf Tour events up to and including the 2022 Japan Tour Championship. Blank entries will be made on behalf of players qualifying in this category.
 - (22) The Senior Open Champion for 2021.
 - (23) The Amateur Champion for 2022. Blank entry will be made on behalf of the Champion.
 - (24) The US Amateur Champion for 2021.
 - (25) The European Amateur Champion for 2022. Blank entry will be made on behalf of the Champion.
 - (26) The Mark H McCormack Medal (Men's WORLD AMATEUR GOLF RANKING[®]) winner for 2021.
 - (27) The Asia-Pacific Amateur Champion 2021.
 - (28) The Latin America Amateur Champion 2022.
- E.(23) to E.(28) are only applicable if the entrant concerned is still an amateur on 14 July 2022.

F. THE STARTING FIELD

In the event of an exempt player withdrawing from The Open or further places becoming available in the starting field after close of entries, the Open Championships Committee may at its discretion allocate these places to FQ players and/or in ranking order of entrants from OWGR at the time that such places become available. Any withdrawals following issue of OWGR Week 27 will be taken in ranking order from OWGR Week 27. If a player, having entered, withdraws or otherwise fails to play in any round of any qualifying event, without satisfactory explanation, the Open Championships Committee reserves the right to reject an entry into The Open from that player in any subsequent year or years.

G. REGISTRATION

FQ

Players must register at the course where they are playing by 2pm BST on the day prior to the start of the competition. If unable to register in person, players may indicate their time of arrival and address for the duration of the competition to The R&A at the venue at which they are playing by telephone or e-mail to be received before 2pm BST on the day prior to the start of the competition. The R&A must receive telephone calls personally. A player's place may be forfeited if contact has not been made by the stipulated time.

THE OPEN

Players must register at St Andrews between 7am BST on Sunday 10 July and 6pm BST on Tuesday 12 July 2022. If unable to register in person, a player may indicate their time of arrival and address for the duration of The Open by telephone or e-mail to be received before 6pm BST on Tuesday 12 July. Telephone calls must be received at the Championship Office. A player's place may be forfeited if contact has not been made by the stipulated time.



H. PRIZES

The winner will be the Champion Golfer of the Year and will receive The Claret Jug, which will be held for that year, and the Championship Gold Medal. The winner will also receive a replica for retention. Conditions applicable to The Claret Jug, the Championship Gold Medal and the provision of the replica trophy will be intimated to the winner by The R&A. The winner will be entitled to use The Claret Jug for promotional purposes with commercial partners, provided always that the winner notifies The R&A in advance and such use will not be excessive, and will be in good taste and respectful of the tradition and prestige of The Open. In addition, the winner agrees to keep The R&A informed of any other proposed public use of The Claret Jug. As the owner of all intellectual property rights in and to The Claret Jug, The R&A may, at its sole discretion, deem any commercial use of The Claret Jug to be unsuitable, and in such event the winner will ensure that such use is discontinued. The winner will return The Claret Jug in person to the Chief Executive of The R&A at a date, time

and place required by The R&A. The runner(s)-up will receive a Silver Salver. The leading amateur in The Open, unless the winner, will receive a Silver Medal on completion of 72 holes. Other amateurs who complete 72 holes will each receive a Bronze Medal. Prize money will be allocated to professional golfers. If an amateur golfer wins The Open, the 1st place prize money will be allocated, proportionately, to the professional golfers who make the cut. Players who are disqualified or withdraw from The Open at any stage or for any reason will forfeit all prize money. The Open Championships Committee, at it's discretion, may waive or otherwise amend this Term. If an amateur golfer wins any qualifying competition, they will receive a memento after the Open.

THE OPEN If more than 70 professional golfers qualify for the final two rounds, additional prize money will be added.

FQ In each competition, prize money will be allocated to the first three places.

RQ In each competition, prize money will be allocated to the first three places.

THE OPEN

QUALIFYING SERIES

1 SOUTH AFRICA
Joburg Open

2 SINGAPORE
SMBC Singapore Open

3 AUSTRALIA
Vic Open

4 JAPAN
Mizuno Open

5 CANADA
RBC Canadian Open

6 KOREA
KOLON Korea Open

7 IRELAND, SCOTLAND & NETHERLANDS
Horizon Irish Open
Genesis Scottish Open
Dutch Open

8 USA
Arnold Palmer Invitational presented by Mastercard
John Deere Classic
Barbasol Championship



THE OPEN QUALIFYING SERIES - REGIONAL QUALIFYING

Alwoodley

Wigton Lane
Leeds
LS17 8SA
Tel: 0113 268 1680
www.alwoodley.co.uk

Berwick-upon-Tweed (Goswick)

Northumberland
TD15 2RW
Tel: 01289 387256
www.goswicklinksgc.co.uk

Burhill – New Course

Burwood Road
Walton on Thames
Surrey
KT12 4BL
Tel: 01932 227345
www.burhillgolf-club.co.uk

Caldy

Links Hey Road
Caldy
Wirral
CH48 1NB
Tel: 0151 625 5660
www.caldygolfclub.co.uk

County Louth

Baltray
Drogheda
County Louth
A92 HK03
Republic of Ireland
Tel: 00353 41 3881530
www.countylouthgolfclub.com

Fairhaven

Oakwood Avenue
Lytham St Annes
Lancashire
FY8 4JU
Tel: 01253 736741
www.fairhavengolfclub.co.uk

Frilford Heath – Red Course

Oxford Road
Abingdon
Oxfordshire
OX13 5NW
Tel: 01865 390864
www.frilfordheath.co.uk

Kedleston Park

Quarndon
Derbyshire
DE22 5JD
Tel: 01332 840035
www.kedlestonparkgolfclub.co.uk

Minchinhampton

Stroud
Gloucestershire
GL6 9BE
Tel: 01453 833866
www.minchinhamptongolfclub.co.uk

Moor Park – High Course

Rickmansworth
Hertfordshire
WD3 1QN
Tel: 01923 721663
www.moorparkgc.co.uk

Northamptonshire County.

Golf Lane
Church Brampton
NN6 8AZ
Tel: 01604 843025
www.countygolfclub.org

Panmure

Barry
by Carnoustie
Angus
DD7 7RT
Tel: 01241 855120
www.panmuregolfclub.co.uk

Rochester & Cobham Park

Park Pale
Rochester
Kent
ME2 3UL
Tel: 01474 823411
www.rochesterandcobhamgc.co.uk

THE OPEN QUALIFYING SERIES - FINAL QUALIFYING

Fairmont St Andrews

St Andrews
Fife
KY16 8PN
Tel: 01334 837000
www.fairmont.com/
st-andrews-scotland/

Hollinwell (home of Notts)

Derby Road
Kirkby in Ashfield
Nottinghamshire
NG17 7QR
Tel: 01623 753225
www.nottsgolfclub.co.uk

Prince's

Sandwich Bay
Sandwich
Kent
CT13 9QB
Tel: 01304 611118
www.princesgolfclub.co.uk

St Annes Old Links

Highbury Road East
Lytham St Annes
Lancashire
FY8 2LD
Tel: 01253 723597
www.stannesoldlinks.com



The Open Qualifying Series Results – Joburg Open

1	Lawrence, Thriston	South Africa	Q	65	65	130	-12
2	Lombard, Zander	South Africa	Q	67	67	134	-8
T3	Chesters, Ashley	England	Q	66	69	135	-7
T3	Norris, Shaun	South Africa		68	67	135	-7
T5	Hidalgo, Angel	Spain		65	71	136	-6
T5	Lacroix, Frederic	France		67	69	136	-6
7	Du Plessis, Hennie	South Africa		67	70	137	-5
T8	Ritchie, JC	South Africa		72	66	138	-4
T8	Horne, Keith	South Africa		71	67	138	-4
T8	Bruiners, Heinrich	South Africa		68	70	138	-4
T8	Paul, Yannik	Germany		68	70	138	-4
T12	Prinsloo, Jaco	South Africa		72	67	139	-3
T12	Frittelli, Dylan	South Africa		67	72	139	-3
T12	Strydom, Ockie	South Africa		73	66	139	-3
T12	Scalise, Lorenzo	Italy		67	72	139	-3
T12	Brun, Julien	France		71	68	139	-3
T12	Brown, Luke	South Africa		70	69	139	-3
T12	Veerman, Johannes	USA		72	67	139	-3
T12	Cockerill, Aaron	Canada		69	70	139	-3
T12	Kawamura, Masahiro	Japan		68	71	139	-3
T12	Viljoen, MJ	South Africa		71	68	139	-3
T12	Hanna, Chase	USA		69	70	139	-3

T23	Van Zyl, Jaco	South Africa		73	67	140	-2
T23	Tarrio, Santiago	Spain		69	71	140	-2
T23	Schmid, Matti	Germany		73	67	140	-2
T23	Angles, Pep	Spain		67	73	140	-2
T23	Drysdale, David	Scotland		71	69	140	-2
T23	Harding, Justin	South Africa		69	71	140	-2
T23	Muthiya, Madalitso	Zambia		71	69	140	-2
T23	Blaauw, Jacques	South Africa		72	68	140	-2
T23	Easton, Bryce	South Africa		71	69	140	-2
T32	Paratore, Renato	Italy		68	73	141	-1
T32	Garcia-Heredia, Alfredo	Spain		67	74	141	-1
T32	Kruyswijk, Jacques	South Africa		71	70	141	-1
T32	Lieser, Ondrej	Czech Republic		72	69	141	-1
T32	Leon, Hugo	Chile		71	70	141	-1
T32	Kruger, Jbe	South Africa		69	72	141	-1
T32	De Villiers, Jacques P	South Africa		69	72	141	-1
T32	De Jager, Louis	South Africa		71	70	141	-1
T32	Whitnell, Dale	England		68	73	141	-1
T32	Ferreira, Stephen	Portugal		68	73	141	-1
T32	Sciot-Siegrist, Robin	France		70	71	141	-1

Q = Qualifying player for The Open

Thriston Lawrence, Zander Lombard and Ashley Chesters all booked their places in The 150th Open at St Andrews, with the former claiming victory in the Joburg Open as the tournament was shortened to 36 holes due to inclement weather.

The first event of the 2022 DP World Tour season had already been reduced to 54 holes to allow non-South African resident players, caddies and tournament support staff to return to their home countries, with international travel restrictions imposed on the country after the emergence of a new COVID-19 variant.

A thunderstorm then forced a lengthy suspension shortly after the leaders had teed off in Saturday's third round and, with no prospect of play being completed, a result was declared based on 36-hole scores.

That meant a convincing maiden win for Lawrence, who had opened up a four-shot lead courtesy of back-to-back 65s over the opening two days. In addition to becoming the first winner of the rebranded DP World Tour, Lawrence can celebrate the fact he is now in the field for the landmark 150th Open.



Ashley Chesters of England, Thriston Lawrence and Zander Lombard, both of South Africa, qualified at the Joburg Open at Randpark Golf Club, Johannesburg, South Africa

“It’s a lifelong dream that’s come true,” said the South African. “I’ve never played in a Major before and to play your first one at St Andrews is unbelievable. I can’t wait, I’m so excited.”

He will be joined at St Andrews by second-placed finisher Lombard and Chesters, who shared third with the already-exempt Shaun Norris.

Lawrence will be featuring in golf’s original Championship for the first time, but Lombard has made three previous appearances and Chesters will be playing in his third Open having excelled when finishing tied-12th as an amateur at St Andrews in 2015.

The Open Qualifying Series Results – SMBC Singapore Open

1	Kaewkanjana, Sadom	Thailand	Q	67	70	65	69	271	-13		
T2	Katsuragawa, Yuto	Japan	Q	68	70	68	68	274	-10		
T2	Kim, Joohyung	Korea	Q	68	68	69	69	274	-10		
4	Kim, Sihwan	USA	Q	67	66	69	73	275	-9		
T5	Mun, Doyeob	Korea		70	70	71	66	277	-7		
T5	Todd, Jarin	USA		71	72	68	66	277	-7		
T5	Ahlawat, Veer	India		68	70	70	69	277	-7		
8	Campbell, Ben	New Zealand		70	70	69	69	278	-6		
T9	Kobayashi, Shintaro	Japan		69	70	73	67	279	-5		
T9	Hamamoto, Kosuke	Thailand		68	71	71	69	279	-5		
T9	Kapur, Shiv	India		71	69	70	69	279	-5		
T9	Kim, Bio	Korea		71	70	66	72	279	-5		
T9	Murray, Zach	Australia		68	73	65	73	279	-5		
T14	Leong, Ben	Malaysia		71	73	67	69	280	-4		
T14	De Los Santos, Justin	Philippines		67	71	68	74	280	-4		
T16	Casey, Paul	England		76	68	71	66	281	-3		
T16	Jang, Dongkyu	Korea		68	69	73	71	281	-3		
T16	Griffin, Matthew	Australia		71	69	70	71	281	-3		
T16	Yongcharoenchai, Suradit	Thailand		66	73	70	72	281	-3		
T16	Lee, Richard T.	Canada		73	66	70	72	281	-3		
T16	Smyth, Travis	Australia		72	70	67	72	281	-3		
T16	Lewton, Steve	England		68	74	65	74	281	-3		
T23	Pittayarat, Panuphol	Thailand		71	72	71	68	282	-2		
T23	Meesawat, Prom	Thailand		73	71	69	69	282	-2		
T23	Rahman, Siddikur	Bangladesh		70	71	71	70	282	-2		
T23	Takeyasu, Shunya	Japan		69	73	69	71	282	-2		
T23	Guxin, Chen	China		72	70	69	71	282	-2		
T23	Higginbottom, Jake	Australia		71	71	68	72	282	-2		
T23	Ok, Taehoon	Korea		66	72	71	73	282	-2		
T23	Khongwatmai, Phachara	Thailand		70	71	68	73	282	-2		
T23	Okada, Genki	Japan		70	71	73	74	282	-2		
T32	Buranatanyarat, Itthipat	Thailand		70	71	73	70	284	Par		
T32	Kim, Hongtaek	Korea		71	73	71	69	284	Par		
T34	Chantanuanuwat, Ratchanon (A)	Thailand		68	74	72	71	285	+1		
T34	Sithu, Hein	Myanmar		69	74	71	71	285	+1		
T34	Nakazato, Konosuke	Japan		74	71	68	72	285	+1		
T34	Simsby, Trevor	USA		71	70	72	72	285	+1		
T34	Tangkamolprasert, Pavit	Thailand		75	70	70	70	285	+1		
T34	Peterson, Paul	USA		70	74	73	68	285	+1		

Q = Qualifying player for The Open

Sadom Kaewkanjana produced a nerveless final-round performance at Sentosa Golf Club to win the SMBC Singapore Open and head the list of four qualifiers.

This was the second Open Qualifying Series event for 2022 and Sadom was joined by Yuto Katsuragawa, Joohyung Kim and Sihwan Kim in securing a place at the Home of Golf.

Thailand's Sadom won three events in the space of six weeks on the All Thailand Golf Tour last October and November, and he appeared totally at ease at Sentosa's magnificent Serapong Course as he claimed his second Asian Tour title.

Having shot a six-under 65 on Saturday to share the 54-hole lead with Sihwan Kim, Sadom was bogey-free for a second day in succession as he mixed 16 pars with birdies on the sixth and seventh to finish on 13 under.

That was enough for a three-shot victory over Katsuragawa (68) and Joohyung Kim (69), with Sihwan Kim claiming the fourth qualifying berth on nine under following his final-day 73.

All four players are now set to make their Open debuts at St Andrews in the landmark 150th Open.



Japan's Yuto Katsuragawa, Sadom Kaewkanjana of Thailand, Sihwan Kim of the United States and Korea's Joohyung Kim after qualifying for The Open at the SMBC Singapore Open at Sentosa Golf Club

Joohyung Kim qualified for The 149th Open with a fourth-place finish at the 2020 Singapore Open, but he subsequently withdrew from the Championship at Royal St George's due to international travel requirements related to the Covid-19 pandemic.

There was heartbreak on the final day for India's Veer Ahlawat, who looked on course to finish in the top four after a sensational start to his final round.

Ahlawat birdied five of the first six holes to get to 10 under and remained on that score with two holes to play, only to finish double bogey, bogey and slip two behind Sihwan Kim, who birdied the 17th.

Fourteen-year-old Thai amateur Ratchanon 'TK' Chantanuanuwat, who was third at the previous week's Singapore International, showed further evidence of his rich talent with an opening-day 68, before finishing in a tie for 34th on one over.



The Open Qualifying Series Results – The Vic Open

1	Papadatos, Dimitrios	Australia	Q	65	68	68	66	267	-21
2	Campbell, Ben	New Zealand	Q	70	66	66	66	268	-20
3	Griffin, Matthew	Australia	Q	68	67	67	70	272	-16
4	Younger, Josh	Australia		70	65	68	70	273	-15
T5	Micheluzzi, David	Australia		70	68	69	67	274	-14
T5	Lyras, John	Australia		64	66	70	74	274	-14
7	Kennedy, Brad	Australia		71	69	70	65	275	-13
T8	Wilson, Peter	Australia		70	71	65	70	276	-12
T8	Pike, Aaron	Australia		69	66	67	74	276	-12
T8	Murray, Zach	Australia		66	69	67	74	276	-12
T11	Green, Richard	Australia		67	72	69	69	277	-11
T11	Marchesani, James	Australia		66	73	69	69	277	-11
T11	John, Cameron	Australia		66	68	73	70	277	-11
T11	Millar, Matthew	Australia		69	71	67	70	277	-11
T15	Hopewell, Hayden	Australia		68	68	74	69	279	-9
T15	Lawson, Deyen	Australia		68	71	71	69	279	-9
T15	Zunic, Jordan	Australia		67	71	70	71	279	-9
T15	Klein, Douglas	Australia		67	71	70	71	279	-9
T15	Bautista, Austin	Australia		72	70	65	72	279	-9
T15	Becker, Braden	Australia		73	69	62	75	279	-9
T21	Smylie, Elvis	Australia		69	71	69	71	280	-8
T21	Hall, Ashley	Australia		71	69	68	72	280	-8

T21	McLeod, Jake	Australia		67	67	71	75	280	-8
T24	Fan, Christopher	Australia		70	71	70	70	281	-7
T24	Barbieri, Nathan	Australia		69	72	70	70	281	-7
T24	Brazel, Sam	Australia		70	73	68	70	281	-7
T24	Fraser, Marcus	Australia		67	71	72	71	281	-7
T24	Rumford, Brett	Australia		68	71	71	71	281	-7
T24	McBride, Kade	Australia		69	70	70	72	281	-7
T24	Barron, Haydn	Australia		70	69	70	72	281	-7
T24	Arnold, Scott	Australia		71	69	68	73	281	-7
32	Sinnott, Todd	Australia		69	71	70	73	283	-5
T33	Lee, Changgi	Korea		71	71	69	73	284	-4
T33	Wharton, Ben	Australia		68	69	73	74	284	-4
T33	Martin, Andrew	Australia		66	74	69	75	284	-4
36	Kelly, Andrew	Australia		69	74	68	77	288	Par
37	Gannon, Mitchell	Australia		68	72	71	81	292	+4
38	Garcia, Zinyo	Australia		69	71	71	88	299	+11

Q = Qualifying player for The Open

Dimitrios Papadatos, Ben Campbell and Matthew Griffin qualified for The 150th Open at St Andrews courtesy of their top-three finishes at The Vic Open which was played at 13th Beach Golf Links in Melbourne and was the third event in The Open Qualifying Series.

Papadatos will return to play in The Open for the first time since the 2019 Championship at Royal Portrush, after edging out Campbell to win the event by one stroke on a 21-under-par total of 267.

“The Open is an added bonus,” said Papadatos. “I was just trying to get the win today so that was definitely the highlight. I’ll worry about The Open when it comes. To win this is outstanding. I’ve played the Dunhill Links about four times. I haven’t had much luck over there. I struggle in the cold and the wind so I’ve got a bit of work to do. But I’m just looking forward to it. It’s going to be awesome. I played Royal Portrush when I finished second at the Australian Open in 2019 and that was pretty cool. So I know what that’s all about now.”

“It’s always nice to finish second if you have a bonus like that,” said Campbell on securing his place at St Andrews, where he will make his debut appearance in a Major Championship. “I shot six under to finish today and it’s going to be nice heading to



Australia’s Dimitrios Papadatos, Ben Campbell from New Zealand and Australia’s Matthew Griffin qualified at The Vic Open in Geelong, Australia

St Andrews. I’ve played there quite a bit, a lot as an amateur. It should be awesome.

“I played the St Andrews Links Trophy. I actually went close to winning it one year. I would’ve played 20 times around the Old Course, and it’ll be quite nice having played there so much feeling a little bit more comfortable.”

Griffin secured the final place in The Open with a par at the last hole to finish on a 16-under-par total of 272. He will play in the Championship for the first time since



Royal Birkdale in 2017. “When I saw the leaderboard on the 17th, I saw that Dimi and Ben had kicked away so I was then just trying to qualify for The Open. It’s very nice,” said Griffin.

“This will be my second Open. I played Royal Birkdale and missed the cut by two shots. I played all right. It was an amazing experience. I think that first Open you’re really just soaking it in. This one, I’ll soak it in but I’ll get there and really try to compete. St Andrews for the 150th, that’s going to be extra special.”

The Open Qualifying Series Results – Arnold Palmer Invitational

1	Scheffler, Scottie	USA		70	73	68	72	283	-5	T20	Hossler, Beau	USA		67	74	75	75	291	+3	
T2	Hatton, Tyrrell	England		69	68	78	69	284	-4	T20	Im, Sungjae	Korea		68	77	70	76	291	+3	
T2	Horschel, Billy	USA		67	71	71	75	284	-4	T20	Matsuyama, Hideki	Japan		73	72	76	70	291	+3	
T2	Hovland, Viktor	Norway		69	66	75	74	284	-4	T20	Watney, Nick	USA		74	72	69	76	291	+3	
T5	Kirk, Chris	USA	Q	69	76	68	72	285	-3	T26	Kim, Si Woo	Korea		69	76	73	74	292	+4	
T5	Woodland, Gary	USA		70	72	70	73	285	-3	T26	Kokrak, Jason	USA		73	74	71	74	292	+4	
T7	Gooch, Talor	USA	Q	69	68	72	77	286	-2	T26	Lipsky, David	USA		71	71	78	72	292	+4	
T7	Herbert, Lucas	Australia		73	71	74	68	286	-2	T26	Muñoz, Sebastián	Columbia		72	74	71	75	292	+4	
T9	Burns, Sam	USA		72	69	75	71	287	-1	T26	Scott, Adam	Australia		68	76	74	74	292	+4	
T9	Fitzpatrick, Matt	England		73	71	70	73	287	-1	T26	Steele, Brendan	USA		70	73	77	72	292	+4	
T11	Bradley, Keegan	USA		71	75	70	72	288	Par	T32	Hoge, Tom	USA		78	69	69	77	293	+5	
T11	Conners, Corey	Canada		72	73	69	74	288	Par	T32	Howell III, Charles	USA		68	73	74	78	293	+5	
T13	Henley, Russell	USA		70	72	72	75	289	+1	T32	Kizzire, Patton	USA		69	72	76	76	293	+5	
T13	McDowell, Graeme	N. Ireland		68	76	69	76	289	+1	T32	Long, Adam	USA		69	78	72	74	293	+5	
T13	McIlroy, Rory	N. Ireland		65	72	76	76	289	+1	T32	Pieters, Thomas	Belgium		74	73	72	74	293	+5	
T13	Young, Cameron	USA		70	71	76	72	289	+1	T32	Taylor, Nick	Canada		70	77	72	74	293	+5	
T17	Homa, Max	USA		69	74	73	74	290	+2											
T17	Rahm, Jon	Spain		72	70	74	74	290	+2											
T17	Wise, Aaron	USA		69	73	74	74	290	+2											
T20	Bezuidenhout, Christiaan	South Africa		73	74	69	75	291	+3											
T20	Fleetwood, Tommy	England		74	73	70	74	291	+3											

Q = Qualifying player for The Open



Chris Kirk and Talor Gooch from the United States qualified for The Open at the Arnold Palmer Invitational at Bay Hill

Chris Kirk and Talor Gooch qualified for The 150th Open at the Arnold Palmer Invitational presented by Mastercard as Scottie Scheffler claimed a hard-fought victory at Bay Hill.

Three spots at St Andrews were on offer to the highest-placed finishers inside the top 10 who were not already exempt.

However, Kirk and Gooch, who tied for fifth and seventh respectively, were the only players seeking qualification to finish high enough on the leaderboard, with each of the remaining men in the top 10 having

already booked their spots in The 150th Open.

Scheffler ultimately coped best with a demanding Bay Hill layout as he closed with an even-par 72 to finish on five under and pip Viktor Hovland, Tyrrell Hatton and Billy Horschel by one.

Kirk was firmly in contention for victory when he made back-to-back birdies at the 12th and 13th to reach five under. Bogeys followed at the next two holes, but he could still be satisfied with a closing 72 that put him two behind Scheffler and comfortably secured a place at St Andrews.

He will now make his fourth appearance at The Open, with his best finish to date a tie for 19th at Royal Liverpool in 2014. Gooch, who made his Open debut at Royal St George's in 2021 and tied for 33rd, showed great character to seal an instant return to golf's original Championship.

Having begun the final round tied for the lead with Horschel at seven under, Gooch fell back to level par courtesy of a front-nine 43. However, he fought back superbly on the inward nine, coming home in two under without any dropped shots to share seventh place.



The Open Qualifying Series Results – Mizuno Open

1	Vincent, Scott	Zimbabwe	Q	69	72	70	65	276	-12
2	Quayle, Anthony	Australia	Q	65	70	69	72	276	-12
3	Kennedy, Brad	Australia	Q	67	70	71	70	278	-10
4	De Los Santos, Justin	Philippines	Q	71	69	71	68	279	-9
5	Khongpha, Thanyakon	Thailand		73	68	70	69	280	-8
T6	Shimizu, Taisei	Japan		68	72	70	71	281	-7
T6	Hendry, Michael	New Zealand		70	69	71	71	281	-7
T6	Katayama, Shingo	Japan		67	71	70	73	281	-7
T6	Kobayashi, Shintaro	Japan		67	73	68	73	281	-7
T10	Onishi, Kaito	Japan		71	71	73	67	282	-6
T10	Oda, Koumei	Japan		67	74	73	68	282	-6
T10	Lee, Han	USA		68	73	74	67	282	-6
T10	Takeya, Yoshitaka	Japan		71	72	70	69	282	-6
T10	Iwasaki, Aguri	Japan		70	70	72	70	282	-6
T10	Murakami, Takumi	Japan		66	73	73	70	282	-6
T10	Konishi, Takanori	Japan		72	65	74	71	282	-6
T10	Tanihara, Hideto	Japan		69	70	72	71	282	-6
T10	Ikemura, Tomoyo	Japan		67	72	72	71	282	-6
T10	Kruger, Jbe	South Africa		69	72	70	71	282	-6
T10	Oiwa, Ryuichi	Japan		70	65	73	74	282	-6
T21	Kodai, Tatsuya	Japan		70	71	71	71	283	-5

T21	Hataji, Takahiro	Japan		70	69	72	72	283	-5
T21	Ishikawa, Ryo	Japan		66	72	72	73	283	-5
T21	Hisatsune, Ryo	Japan		71	68	71	73	283	-5
T21	Baek, Todd	USA		64	75	70	74	283	-5
T26	Higa, Kazuki	Japan		68	70	76	70	284	-4
T26	Izumida, Daijiro	Japan		68	74	72	70	284	-4
T26	Nagano, Ryutaro	Japan		69	69	73	73	284	-4
T29	Kimura, Taichi	Japan		69	69	75	72	285	-3
T29	Choi, Jay	USA		70	67	75	73	285	-3
T29	Yasumori, Kazuki	Japan		69	72	72	72	285	-3
T32	Horikawa, Mikumu	Japan		71	71	71	73	286	-2
T32	Bransdon, David	Australia		70	70	72	74	286	-2
T32	Miyamoto, Katsumasa	Japan		70	73	73	70	286	-2
T32	Kurokawa, Itsuki	Japan		72	70	70	74	286	-2

Q = Qualifying player for The Open

Scott Vincent, Anthony Quayle, Brad Kennedy and Justin De Los Santos all earned places in The 150th Open as they finished as the top four at the Mizuno Open.

Vincent beat Quayle on the second hole of a sudden-death play-off to take the title at JFE Setonaikai Golf Club, but both men had reason to celebrate having claimed two of the four spots available at St Andrews in the latest Open Qualifying Series event.

Along with Kennedy and De Los Santos, Vincent and Quayle can now look forward to trips to the Home of Golf. All bar Kennedy will also be making their Major Championship debuts in The 150th Open, making their visits to St Andrews even more special.

Vincent was the star performer on the final day. Having teed off seven behind Quayle, he followed an eagle at the second with five birdies in a bogey-free 65. Two pars on 18 in the subsequent play-off were enough to secure the Zimbabwean a third Japan Golf Tour title in the space of 10 months, as Quayle made bogey on the second extra hole.

Quayle had been four clear overnight and although he was reeled in by Vincent on the final day, the Australian never looked like missing out on a top-four finish and a spot in The 150th Open as he ended his week with a level-par 72.



Scott Vincent of Zimbabwe, Anthony Quayle and Brad Kennedy, both of Australia and Justin De Los Santos of Philippines qualified at the Mizuno Open at JFE Setonaikai Golf Club

Having ended a nine-year wait for his third Open appearance in 2021, Quayle's fellow Australian Kennedy will make an immediate return to the Championship after a two-under 70 on Sunday lifted him to 10 under.

De Los Santos of the Philippines was one shot further back in fourth. He carded seven birdies in his final-round 68 – including gains on each of the last two holes.

Thanyakon Khongpha also finished strongly with a 69, but his eight-under total was only good enough for fifth place.

A trio of Japanese players – Shingo Katayama, Shintaro Kobayashi and Ryuichi Oiwa – had been tied for second through 54 holes, but all three slipped back on the final day.

Katayama, a veteran of seven Open appearances who made his debut at golf's original Championship back in 1999, and Kobayashi each carded one-over 73s to finish tied-sixth at seven under alongside Taisei Shimizu (71) and Michael Hendry (71).

Oiwa closed with a 74, meaning he had to settle for joint-10th place.

The Open Qualifying Series Results – Dutch Open

1	Perez, Victor	France	Q	67	70	69	69	275	-13	T21	Rozner, Antoine	France	70	72	70	72	284	-4
2	Fox, Ryan	New Zealand	Q	70	67	70	68	275	-13	T24	Gagli, Lorenzo	Italy	68	73	72	72	285	-3
3	Meronk, Adrian	Poland	Q	68	68	72	68	276	-12	T24	Gallacher, Stephen	Scotland	68	73	71	73	285	-3
4	Schneider, Marcel	Germany		67	71	71	68	277	-11	T24	Garcia-Heredia, Alfredo	Spain	73	70	70	72	285	-3
T5	Soderberg, Sebastian	Sweden		71	68	68	71	278	-10	T24	Lacroix, Frederic	France	73	70	71	71	285	-3
T5	Matt Wallace	England		69	67	70	72	278	-10	T24	Ritchie, JC	South Africa	69	73	71	72	285	-3
T7	Björk, Alexander	Sweden		68	70	70	72	280	-8	T24	Smith, Jordan	England	68	70	76	71	285	-3
T7	Gouveia, Ricardo	Portugal		68	66	74	72	280	-8	T24	Wiesberger, Bernd	Austria	72	71	75	67	285	-3
9	Mansell, Richard	England		68	71	73	69	281	-7	T31	Armitage, Marcus	England	74	69	73	70	286	-2
T10	Højgaard, Rasmus	Denmark		66	75	70	71	282	-6	T31	Janewattananond, Jazz	Thailand	70	70	77	69	286	-2
T10	Long, Hurly	Germany		71	70	71	70	282	-6	T31	Kim, Sihwan	USA	70	70	75	71	286	-2
T10	Migliozzi, Guido	Italy		69	68	70	75	282	-6	T31	Langasque, Romain	France	72	71	75	68	286	-2
T10	Pieters, Thomas	Belgium		69	71	73	69	282	-6	T31	Møller, Niklas Nørsgaard	Denmark	71	72	72	71	286	-2
T14	Broberg, Kristoffer	Sweden		68	71	71	73	283	-5	T31	Senior, Jack	England	69	68	78	71	286	-2
T14	Hend, Scott	Australia		70	69	68	76	283	-5	T37	Ferguson, Ewen	Scotland	68	72	75	72	287	-1
T14	Kieffer, Maximilian	Germany		72	71	72	68	283	-5	T37	Fichardt, Darren	South Africa	68	73	77	69	287	-1
T14	Korhonen, Mikko	Finland		67	70	73	73	283	-5	T37	Law, David	Scotland	68	75	68	76	287	-1
T14	Pepperell, Eddie	England		66	73	73	71	283	-5	T37	Li, Haotong	China	72	63	77	75	287	-1
T14	Sharma, Shubhankar	India		71	71	69	72	283	-5	T37	Molinari, Edoardo	Italy	73	70	72	72	287	-1
T14	Whitnell, Dale	England		73	70	70	70	283	-5	T37	Shinkwin, Callum	England	70	70	73	74	287	-1
T21	Campillo, Jorge	Spain		72	71	71	70	284	-4									
T21	Chesters, Ashley	England		70	71	74	69	284	-4									

Q = Qualifying player for The Open


Victor Perez, Ryan Fox and Adrian Meronk qualified for The 150th Open at the Dutch Open, with the latter now set to make history as the first Polish player to feature in golf's original Championship.

In a hugely dramatic finish at Bernardus Golf, Cromvoirt, Perez produced a remarkable display of putting to beat Fox on the fourth hole of a sudden-death play-off, after both men had tied for first place on 13 under.

Meronk was a shot further back in third, ensuring he joined Perez and Fox in booking an Open spot in the sixth event of The Open Qualifying Series.

Fox, who trailed leaders Perez and Matt Wallace by one overnight, had looked set to triumph comfortably when four birdies and an eagle gave him a three-shot buffer at 15 under. However, a double-bogey at the par-5 18th left the New Zealander vulnerable and Perez pulled level with a lengthy birdie putt on 17 before missing a presentable chance to win outright on the final green.

Perez may have failed to find the target with his putt for victory in regulation play, but he went on to perform incredibly on



France's Victor Perez, Ryan Fox of New Zealand and Poland's Adrian Meronk qualified at the Dutch Open

the greens in the extra holes that followed. The Frenchman twice holed unlikely efforts from distance to extend the play-off, before converting another mammoth birdie putt as the action switched to the 17th.

When Fox missed his subsequent birdie attempt from around 20 feet, Perez could celebrate his second DP World Tour title. Intriguingly, his previous victory was completed at St Andrews – close to his home

in Dundee – when he won the 2019 Alfred Dunhill Links Championship.

Meronk, who made his Major Championship debut at last year's U.S. Open, was understandably thrilled after his bogey-free 68 earned a first visit to The Open. Marcel Schneider matched Meronk's 68 on the final day to finish one shot further back in fourth, with Wallace (72) and Sebastian Soderberg (71) fifth on 10 under.



The Open Qualifying Series Results – RBC Canadian Open

1	McIlroy, Rory	N. Ireland	66 68 65 62	261	-19	T21	Long, Adam	USA	70 67 67 70	274	-6
2	Finau, Tony	USA	66 71 62 64	263	-17	T21	Smalley, Alex	USA	67 67 67 73	274	-6
3	Thomas, Justin	USA	69 69 63 64	265	-15	T25	Huh, John	USA	69 69 72 65	275	-5
T4	Rose, Justin	England	69 70 67 60	266	-14	T25	Knous, Jim	USA	67 67 69 72	275	-5
T4	Burns, Sam	USA	67 69 65 65	266	-14	T25	Muñoz, Sebastián	Columbia	69 70 65 71	275	-5
6	Connors, Corey	Canada	71 69 66 62	268	-12	T28	Hughes, Mackenzie	Canada	66 75 68 67	276	-4
T7	Mitchell, Keith	USA	Q 67 67 70 66	270	-10	T28	Grillo, Emiliano	Argentina	70 70 67 69	276	-4
T7	Kirk, Chris	USA	69 69 66 66	270	-10	T28	Lebioda, Hank	USA	69 70 71 66	276	-4
T7	Clark, Wyndham	USA	Q 63 70 68 69	270	-10	T28	Seiffert, Chase	USA	69 70 67 70	276	-4
T10	Lee, Danny	New Zealand	68 69 69 65	271	-9	T28	Blixt, Jonas	Sweden	67 74 70 65	276	-4
T10	Lowry, Shane	Ireland	67 69 69 66	271	-9	T28	Willett, Danny	England	71 68 72 65	276	-4
T10	Fitzpatrick, Matt	England	64 70 70 67	271	-9	T28	Taylor, Nick	Canada	70 68 67 71	276	-4
T13	Kraft, Kelly	USA	69 69 70 64	272	-8	T35	Hadwin, Adam	Canada	69 70 69 69	277	-3
T13	Todd, Brendon	USA	69 69 68 66	272	-8	T35	Lower, Justin	USA	70 68 70 69	277	-3
T13	Rai, Aaron	England	69 70 67 66	272	-8	T35	Whaley, Vince	USA	72 69 67 69	277	-3
T13	Varner III, Harold	USA	65 72 68 67	272	-8	T35	Noh, Seung-Yul	Korea	69 70 68 70	277	-3
T13	Cook, Austin	USA	71 64 68 69	272	-8	T35	Moore, Ryan	USA	69 69 69 70	277	-3
T18	Rodgers, Patrick	USA	67 69 72 65	273	-7	T35	Hoffman, Charley	USA	68 68 71 70	277	-3
T18	Scheffler, Scottie	USA	69 67 71 66	273	-7	T35	Wallace, Matt	England	70 66 70 71	277	-3
T18	Ghim, Doug	USA	65 71 68 69	273	-7	T35	Armour, Ryan	USA	72 66 68 71	277	-3
T21	Svensson, Adam	Canada	72 68 67 67	274	-6	T35	Hardy, Nick	USA	68 73 65 71	277	-3
T21	Piercy, Scott	USA	70 70 66 68	274	-6						

Q = Qualifying player for The Open

Keith Mitchell and Wyndham Clark qualified for The 150th Open through their performances at the RBC Canadian Open, as Rory McIlroy produced a stunning display to defend his title at St George's Golf & Country Club.

Mitchell and Clark tied for seventh to seal their places, with the six men above them on the leaderboard having already booked places in The 150th Open.

On a thrilling day of low scoring, McIlroy – the Champion Golfer of 2014 at Royal Liverpool – closed with an eight-under 62 to finish on 19 under, two clear of Tony Finau (64) and four ahead of Justin Thomas (64).

Sam Burns (65) and Justin Rose were fourth on 14 under, the latter carding a truly remarkable 60 that featured three eagles and a trio of bogeys, including a dropped shot at the last that denied the Englishman a 59.

Corey Connors (62) was sixth on 12 under, while rounds of 66 and 69 respectively proved enough for Clark and Mitchell to earn trips to St Andrews as they shared seventh place with Chris Kirk, who had previously qualified through The Open Qualifying Series at the Arnold Palmer Invitational presented by Mastercard.



Americans Keith Mitchell and Wyndham Clark after qualifying for The Open at the RBC Canadian Open

Clark was in contention for the title when he birdied six of the first 11 holes to reach 15 under. Although he then faltered over the closing stretch, a one-under 69 nevertheless ensured he will make his Open debut at the Home of Golf.

Mitchell, meanwhile, can celebrate a third success through The Open Qualifying Series in as many attempts, having previously made it to both The 148th Open and The 149th Open courtesy of strong performances at the Arnold Palmer Invitational.

The Open Qualifying Series Results – Kolon Korea Open

1	Kim, Minkyu	Korea	Q	72	71	68	69	280	-4	T22	Hellgren, Bjorn	Sweden	73	73	72	70	288	+4
2	Cho, Mingyu	Korea	Q	71	70	67	72	280	-4	T22	Tangkamolprasert, Pavit	Thailand	73	73	72	70	288	+4
T3	Todd, Jarin	USA		69	69	73	70	281	-3	T22	Kim, Hanbyeol	Korea	71	73	73	71	288	+4
T3	Lee, Hyungjoon	Korea		71	68	71	71	281	-3	T22	Wannasrichan, Rattanon	Thailand	73	70	72	73	288	+4
5	Lee, Junseok	Australia		72	72	66	72	282	-2	T22	Hwang, Doyeon	Korea	71	68	73	76	288	+4
T6	Moon, Kyongjun	Korea		69	70	74	70	283	-1	T22	Thippong, Nitithorn	Thailand	69	74	68	77	288	+4
T6	Kim, Taeho	Korea		72	72	70	69	283	-1	T28	Kim, Taehoon	Korea	72	72	75	70	289	+5
T6	Lee, Taehee	Korea		72	66	73	72	283	-1	T28	Park, Sanghyun	Korea	73	67	77	72	289	+5
T6	Ok, Taehoon	Korea		69	69	70	75	283	-1	T28	Schietekat, Neil	South Africa	74	72	71	72	289	+5
T6	Suwannarat, Sarit	Thailand		71	72	67	73	283	-1	T28	Meesawat, Prom	Thailand	76	69	71	73	289	+5
T11	Seo, Yoseop	Korea		77	67	70	70	284	Par	T28	Jang, Dongkyu	Korea	74	68	73	74	289	+5
T11	Lee, Junghwan	Korea		68	71	71	74	284	Par	T28	Ham, Jeongwoo	Korea	70	73	71	75	289	+5
T13	Hong, Soonsang	Korea		69	73	73	70	285	+1	T28	Koh, Guntaek	Korea	75	70	69	75	289	+5
T13	Kim, Junsung	Korea		72	69	72	72	285	+1	T35	Kim, Minsu	Korea	74	72	74	70	290	+6
T13	Hwang, Jaemin	Korea		68	74	71	72	285	+1	T35	Hyun, Jeonghyeob	Korea	72	72	74	72	290	+6
T13	Lee, Sanghee	Korea		69	68	75	73	285	+1	T35	Gang, Yunseok	Korea	72	71	73	74	290	+6
T17	Kim, Bio	Korea		72	69	74	71	286	+2	T35	Jang, Yubin (A)	Korea	71	73	70	76	290	+6
T17	Shih-chang, Chan	Taipei		73	72	70	71	286	+2									
T17	Hwang, Junggon	Korea		71	73	71	71	286	+2									
T17	Bae, Yongjun	Korea		74	71	69	72	286	+2									
21	Kang, Kyungnam	Korea		74	71	68	74	287	+3									

Q = Qualifying player for The Open

Minkyu Kim and Mingyu Cho secured prized places in The 150th Open as the top two finishers in the KOLON Korea Open and will both be making their maiden major championship appearances at St Andrews.

Kim ultimately edged out Cho in a three-hole play-off at Woojeong Hills Country Club in Cheonan, after the two players had each finished regulation play on four-under-par.

Jarin Todd and Hyungjoon Lee were each one shot behind, with the latter suffering heartbreak on the 72nd hole as he carded a double-bogey seven to drop from first to joint third and miss out on both his national title and qualification for The Open.

Kim, 21, became the youngest winner in Challenge Tour history when he won the 2018 D+D Real Czech Challenge at the age of 17 and he now has his first win on home soil. He was the star performer in the final round, shooting a two-under 69 – the equal-lowest score of the day – to climb to the top of the leaderboard. Although Kim bogeyed the last, he had still done enough to earn a share of first place. A seven-foot putt on his return to 18 then sealed victory in the play-off.

“It’s such a great honour,” said Kim when asked about his qualification for The 150th Open. “I’ve grown up watching The Open as a kid and I just can’t express how happy



Mingyu Cho and Minkyu Kim of South Korea after qualifying for The Open at the Kolon Korea Open Golf Championship

I am. Everyone talks about St Andrews. It’s such a historic golf course and I just can’t wait to be there.”

Cho’s wait for his first professional title in Korea continues, but the 33-year-old – a two-time winner on the Japan Golf Tour – can celebrate an upcoming trip to the home of golf. “I think it was 1998 when Justin Rose first played The Open as an amateur, that was the first time I learned about the Championship,” he said.

“Playing in a major has always been my goal ever since and it’s a great honour to finally have the opportunity. It’s my first time travelling to the UK for any golf championship. I’m really looking forward to the event.”

The joint overnight leader after a superb 67 on Saturday, Cho closed with a one-over 72 to match Kim’s 72-hole total. Taehoon Ok, who had been level with Cho after 54 holes, could only muster a four-over 75 and slipped back into a tie for sixth.



The Open Qualifying Series Results – Horizon Irish Open

1	Meronk, Adrian	Poland	67 67 68 66	268 -20
2	Fox, Ryan	New Zealand	64 73 70 64	271 -17
3	Lawrence, Thriston	South Africa	66 72 67 67	272 -16
T4	Catlin, John	USA	Q 67 72 65 69	273 -15
T4	Law, David	Scotland	Q 67 69 70 67	273 -15
T4	Zanotti, Fabrizio	Paraguay	Q 65 69 69 70	273 -15
7	Campillo, Jorge	Spain	65 68 70 71	274 -14
8	Olesen, Thorbjørn	Denmark	70 69 70 66	275 -13
T9	Herbert, Lucas	Australia	69 68 68 71	276 -12
T9	Kofstad, Espen	Norway	67 72 65 72	276 -12
T9	Lowry, Shane	Ireland	71 70 68 67	276 -12
T9	Rai, Aaron	England	66 70 70 70	276 -12
T13	MacIntyre, Robert	Scotland	68 73 67 69	277 -11
T13	Morrison, James	England	69 68 69 71	277 -11
T13	Rozner, Antoine	France	66 75 65 71	277 -11
T16	Bekker, Oliver	South Africa	68 71 72 67	278 -10
T16	Southgate, Matthew	England	71 68 67 72	278 -10
T16	Tarrio, Santiago	Spain	71 68 72 67	278 -10
T16	Whitnell, Dale	England	66 74 66 72	278 -10
T20	Björk, Alexander	Sweden	67 72 70 70	279 -9
T20	Donaldson, Jamie	Wales	69 69 72 69	279 -9
T20	Schneider, Marcel	Germany	65 73 72 69	279 -9

T20	Walters, Justin	South Africa	70 71 69 69	279 -9
T24	Garcia-Heredia, Alfredo	Spain	71 71 69 69	280 -8
T24	Jordan, Matthew	England	71 71 68 70	280 -8
T24	Molinari, Edoardo	Italy	75 67 67 71	280 -8
T24	Shinkwin, Callum	England	68 74 68 70	280 -8
T24	Smith, Jordan	England	66 73 72 69	280 -8
T24	Veerman, Johannes	USA	72 70 69 69	280 -8
T24	Senior, Jack	England	69 67 67	203 -8
T31	Brun, Julien	France	72 68 70 71	281 -7
T31	Harrington, Pdraig	Ireland	70 71 71 69	281 -7
T31	Kieffer, Maximilian	Germany	67 74 71 69	281 -7
T31	Langasque, Romain	France	68 70 74 69	281 -7
T31	Power, Seamus	Ireland	68 68 77 68	281 -7
T31	Schmid, Matti	Germany	70 68 69 74	281 -7
T31	Valimaki, Sami	Finland	68 73 74 66	281 -7

Q = Qualifying player for The Open

John Catlin, Fabrizio Zanotti and David Law qualified as they tied for fourth place in the Horizon Irish Open. The DP World Tour event at Mount Juliet was won in spectacular fashion by Poland's Adrian Meronk, who went birdie, birdie, eagle from the 15th to the 17th en route to a closing 66, an aggregate score of 20-under-par and victory by three shots.

However, Meronk, runner-up Ryan Fox (-17) and the third-placed Thriston Lawrence (-16) were already exempt having earned their spots at previous Open Qualifying Series events.

As a result, 15-under-par-totals were enough for Catlin, Zanotti and Law to secure their places, with the latter benefiting from Jorge Campillo's bogey at the last. Had Campillo finished with a par he would have ended the week on 15-under and qualified at Law's expense due to the Spaniard's superior world ranking.

Instead, Law's final-round 67, which featured six birdies and a solitary bogey at the 17th, ensured the Scot can look forward to a major debut in his home country. "It's a dream come true," said Law. "I chose not to go to Final Qualifying last week so I could focus on this event and so now that getting a place has happened, I'm over the moon. I knew what was on the line for the putt on 18. I had a good look at the leaderboard and knew I was



American John Catlin, Paraguay's Fabrizio Zanotti and David Law from Scotland qualified at the Horizon Irish Open

in with a chance as the other players ahead of me were exempt. Playing in front of those crowds is going to be amazing. I've never played a major before so do it at St Andrews for the first time will be unbelievable."

Catlin, whose first Open appearance came last year, carded a closing 69 to book his spot at St Andrews, while Zanotti is set to play in his third Open – and first since 2018 at Carnoustie – after a two-under 70 that featured birdies on the last two holes.

"When I found out I was in The Open, it was a lot of weight off my shoulders," said Catlin. "I can't wait to play. I said last year

after playing in The Open that I really wanted to get back there. It's such an amazing atmosphere, the fans are second to none. You could have thousands of fans surrounding a tee, don't hear a thing but when you hit a good shot they just erupt. I'm looking forward to that for sure."

Zanotti added: "I'm really happy that I'm going to The Open at St Andrews. I knew that I needed a birdie on 18 to get there so it made it all the more special when I holed it. I just needed to hit it well and I did. Playing in The Open at St Andrews is something every player dreams of so I'm so happy that I've made it."

The Open Qualifying Series Results – John Deere Classic

1	Poston, J.T.	USA	Q	62	65	67	69	263	-21	T16	Naegel, Chris	USA	66	66	67	73	272	-12
T2	Bezuidenhout, Christiaan	South Africa	Q	69	65	66	66	266	-18	T16	Hoag, Bo	USA	67	69	63	73	272	-12
T2	Grillo, Emiliano	Argentina	Q	68	64	65	69	266	-18	T24	Moore, Ryan	USA	72	64	69	68	273	-11
T4	Gotterup, Chris	USA		65	67	69	66	267	-17	T24	Moore, Taylor	USA	67	66	72	68	273	-11
T4	Stallings, Scott	USA		67	66	64	70	267	-17	T24	Lipsky, David	USA	68	67	68	70	273	-11
T6	Tarren, Callum	England		68	65	65	70	268	-16	T24	Pan, C.T.	Taiwan	69	64	69	71	273	-11
T6	McCarthy, Denny	USA		66	65	66	71	268	-16	T24	Svensson, Adam	Canada	67	67	68	71	273	-11
T8	McNealy, Maverick	USA		70	63	68	68	269	-15	T24	Kraft, Kelly	USA	70	63	68	72	273	-11
T8	Davis, Cameron	Australia		68	68	65	68	269	-15	T30	Hardy, Nick	USA	71	68	71	64	274	-10
T10	Flavin, Patrick	USA		70	66	68	66	270	-14	T30	Jaeger, Stephan	Germany	69	70	69	66	274	-10
T10	Hadley, Chesson	USA		67	69	67	67	270	-14	T30	Wu, Brandon	USA	72	65	70	67	274	-10
T10	Gligic, Michael	Canada		64	69	68	69	270	-14	T30	Buckley, Hayden	USA	69	66	72	67	274	-10
T13	Howell III, Charles	USA		68	67	68	68	271	-13	T30	Novak, Andrew	USA	70	67	70	67	274	-10
T13	Long, Adam	USA		70	67	66	68	271	-13	T30	Laird, Martin	Scotland	69	68	70	67	274	-10
T13	Hubbard, Mark	USA		67	67	68	69	271	-13	T30	Malnati, Peter	USA	73	66	68	67	274	-10
T16	Smalley, Alex	USA		71	67	68	66	272	-12	T30	Rodgers, Patrick	USA	69	69	69	67	274	-10
T16	Cook, Austin	USA		69	67	70	66	272	-12	T30	Frittelli, Dylan	South Africa	66	70	70	68	274	-10
T16	Theegala, Sahith	USA		74	65	65	68	272	-12	T30	Taylor, Vaughn	USA	65	68	73	68	274	-10
T16	Sigg, Greyson	USA		70	66	67	69	272	-12	T30	Kodaira, Satoshi	Japan	71	68	64	71	274	-10
T16	Kizzire, Patton	USA		69	65	68	70	272	-12									
T16	Schwab, Matthias	Austria		67	65	68	72	272	-12									

Q = Qualifying player for The Open

J.T. Poston, Christiaan Bezuidenhout and Emiliano Grillo booked their places in The 150th Open as the top three finishers in the John Deere Classic.

Poston went wire-to-wire at TPC Deere Run to earn his second PGA Tour victory and a first trip to The Open after seven previous major appearances.

Three shots clear overnight, the 29-year-old showed no sign of nerves as he strengthened his position with birdies at the first, second and third holes.

Bogeys followed at the fifth and sixth, but Poston nevertheless maintained his position at the top of the leaderboard and another gain at the 17th enabled him to finish with a two-under 69 for a three-shot victory on 21-under-par.

Bezuidenhout, who has played in each of the last two Opens, secured a third successive start in golf's original Championship thanks to a fine finish on Sunday.

Birdies at 14, 15 and 17 helped the South African to a bogey-free 66 and a share of second with Grillo, who was round in 69 to also finish on 18 under.



American J.T. Poston, Christiaan Bezuidenhout of South Africa and Argentina's Emiliano Grillo qualified at the John Deere Classic held at TPC Deere Run

They finished one shot clear of Christopher Gotterup, Callum Tarren and Scott Stallings, who could have stolen the final qualifying berth from Grillo courtesy of a superior world ranking had the American birdied the last.

Grillo has made the cut in two of his previous five Open appearances, finishing tied-12th on each occasion in 2016 and 2021.



The Top 50 World-Ranked Players

(For week 21, 23 May 2022)

Player	2021	2019	2018	2017	2016	2015	2014	2013	2012	2011	2010	2009	2008	2007	2006	2005	2004	2003
Scottie Scheffler	T8	-	-	-	-	-	-	-	-	-	-	-	-	-	-	-	-	-
Jon Rahm	T3	T11	T93	T44	T59	-	-	-	-	-	-	-	-	-	-	-	-	-
Cameron Smith	T33	T20	78	T113	-	-	-	-	-	-	-	-	-	-	-	-	-	-
Collin Morikawa	1	-	-	-	-	-	-	-	-	-	-	-	-	-	-	-	-	-
Justin Thomas	T40	T11	T80	T89	T53	-	-	-	-	-	-	-	-	-	-	-	-	-
Patrick Cantlay	T98	T41	T12	-	-	-	-	-	-	-	-	-	-	-	-	-	-	-
Viktor Hovland	T12	-	-	-	-	-	-	-	-	-	-	-	-	-	-	-	-	-
Rory McIlroy	T46	T74	T2	T4	T5	-	1	T116	T60	T25	T3	T47	-	T42(A)	-	-	-	-
Jordan Spieth	2	T20	T9	1	T30	T4	T36	T44	-	-	-	-	-	-	-	-	-	-
Sam Burns	T76	-	-	-	-	-	-	-	-	-	-	-	-	-	-	-	-	-
Xander Schauffele	T26	T41	T2	T20	-	-	-	-	-	-	-	-	-	-	-	-	-	-
Hideki Matsuyama	-	T87	T80	T14	T111	T18	T39	T6	-	-	-	-	-	-	-	-	-	-
Dustin Johnson	T8	T51	T104	T54	T9	T49	T12	T32	T9	T2	T14	T147	-	-	-	-	-	-
Will Zalatoris	WD	-	-	-	-	-	-	-	-	-	-	-	-	-	-	-	-	-
Matthew Fitzpatrick	T26	T20	T93	T44	T138	-	-	T44(A)	-	-	-	-	-	-	-	-	-	-
Billy Horschel	T53	T107	-	T137	T130	T30	T89	T116	-	-	-	-	-	-	-	-	-	-
Joaquin Niemann	T59	T107	-	-	-	-	-	-	-	-	-	-	-	-	-	-	-	-
Louis Oosthuizen	T3	T20	T28	T137	T143	T2	T36	T155	T19	T54	1	T85	-	-	T106	-	T146	-
Abraham Ancer	T59	T74	T109	-	-	-	-	-	-	-	-	-	-	-	-	-	-	-
Brooks Koepka	T6	T4	T39	T6	-	T10	T67	T132	-	-	-	-	-	-	-	-	-	-
Tony Finau	T15	3	T9	T27	T18	-	-	-	-	-	-	-	-	-	-	-	-	-
Sungjae Im	-	T139	-	-	-	-	-	-	-	-	-	-	-	-	-	-	-	-
Tyrrell Hatton	T78	T6	T51	T131	T5	T93	T131	T150	-	-	T143(A)	-	-	-	-	-	-	-
Paul Casey	T15	T57	T51	T11	T122	T74	T47	-	T145	T54	T3	T47	T7	T27	71	T123	T20	T122
Bryson DeChambeau	T33	T107	T51	T148	-	-	-	-	-	-	-	-	-	-	-	-	-	-
Shane Lowry	T12	1	T93	T123	T101	T81	T9	T32	-	-	T37	-	-	-	-	-	-	-
Harris English	T46	-	-	-	T46	T68	T89	T15	T54	-	-	-	-	-	-	-	-	-
Daniel Berger	T8	-	T80	T27	-	T127	-	-	-	-	-	-	-	-	-	-	-	-
Max Homa	T40	-	-	-	-	-	-	-	-	-	-	-	-	-	-	-	-	-
Cameron Young	-	-	-	-	-	-	-	-	-	-	-	-	-	-	-	-	-	-
Jason Kokrak	T26	T32	T118	-	-	-	-	-	-	-	-	-	-	-	-	-	-	-
Kevin Kisner	73	T30	T2	T54	76	T81	-	-	-	-	-	-	-	-	-	-	-	-
Corey Connors	T15	T119	-	-	-	-	-	-	-	-	-	-	-	-	-	-	-	-

Player	2021	2019	2018	2017	2016	2015	2014	2013	2012	2011	2010	2009	2008	2007	2006	2005	2004	2003
Kevin Na	-	-	T51	T44	T22	T58	T54	-	T140	T119	T27	-	-	-	-	-	-	-
Talor Gooch	T33	-	-	-	-	-	-	-	-	-	-	-	-	-	-	-	-	-
Thomas Pieters	-	T67	T28	T44	T30	-	-	-	-	-	-	-	-	-	-	-	-	-
Tom Hoge	-	-	-	-	-	-	-	-	-	-	-	-	-	-	-	-	-	-
Patrick Reed	T98	10	T28	T99	T12	T20	T110	-	-	-	-	-	-	-	-	-	-	-
Harold Varner III	T78	-	-	-	T66	-	-	-	-	-	-	-	-	-	-	-	-	-
Seamus Power	-	-	-	-	-	-	-	-	-	-	-	-	-	-	-	-	-	-
Tommy Fleetwood	T33	2	T12	T27	T101	T81	T116	-	-	-	-	-	-	-	-	-	-	-
Adam Scott	T46	T139	T17	T22	T43	T10	T5	T3	2	T25	T27	T74	T16	T27	T8	T34	T42	T122
KH Lee	-	-	-	-	-	-	-	-	-	-	-	-	-	-	-	-	-	-
Lucas Herbert	T98	-	T51	-	-	-	-	-	-	-	-	-	-	-	-	-	-	-
Russell Henley	T78	-	T109	T37	T111	T20	T143	T73	-	-	-	-	-	-	-	-	-	-
Keegan Bradley	T78	T74	79	-	T18	T107	T19	T15	T34	-	-	-	-	-	-	-	-	-
Cameron Tringale	T26	-	-	-	-	T58	T89	-	-	-	-	-	-	-	-	-	-	-
Webb Simpson	T19	T30	T12	T37	T39	T40	T137	T64	-	T16	-	-	-	-	-	-	-	-
Mito Pereira	-	-	-	-	-	-	-	-	-	-	-	-	-	-	-	-	-	-
Marc Leishman	T78	T135	60	T6	T53	T2	T5	T85	T84	-	T60	-	-	-	-	-	-	-
SELECTED OTHERS																		
Mark Calcavecchia	-	-	T109	-	T89	T153	-	T97	T9	T110	73	T27	T102	T23	T41	T60	T11	T76
Stewart Cink	T98	T20	T24	T123	-	T20	T47	T26	T101	T30	T48	1	T84	T6	T123	T114	T14	T34
David Duval	-	156	156	T131	155	T49	T131	T126	T101	T150	T143	T96	T39	-	T56	T149	-	T143
Ernie Els	T115	T32	T109	61	T82	T65	T131	T26	1	T110	T86	T8	T7	T4	3	T34	2	T18
Sergio Garcia	T19	T67	T80	T37	T5	T6	T2	T21	T84	T9	T14	T38	T51	2	T5	T5	T102	T10
Padraig Harrington	72	T87	T118	T78	T36	T20	T131	T54	T39	T72	T105	T65	1	1	T123	-	T85	T22
Zach Johnson	-	T98	T17	T14	T12	1	T47	T6	T9	T16	T76	T47	T51	T20	T91	T92	T112	-
Siwoo Kim	-	T87	T67	T78	-	-	-	-	-	-	-	-	-	-	-	-	-	-
Phil Mickelson	152	T135	T24	T123	2	T20	T23	1	T145	T2	T48	-	T19	T81	T22	T60	3	T59
Francesco Molinari	T78	T11	1	T89	T36	T40	T15	T9	T39	T110	T116	T13	-	T105	-	-	-	-
Justin Rose	T46	T20	T2	T54	T22	T6	T23	T97	T84	T44	T78	T13	T70	T12	-	-	-	140
Henrik Stenson	T78	T20	T35	T11	1	T40	T39	2	-	68	T3	T13	T3	T71	T48	T34	-	-
Danny Willett	T33	T6	T24	76	T53	T6	T89	T15	-	T72	-	-	-	-	-	-	-	-
Tiger Woods	-	T119	T6	-	-	T147	69	T6	T3	-	T23	T74	-	T12	1	1	T9	T4



2021 – Royal St George’s

Date: 15-18 July 2021

Champion: Collin Morikawa

Total: 265

Total score relative to par: -15

Round Scores: 67 64 68 66

Total Purse: \$11,500,000

First Prize: \$ 2,070,000

Runner Up: Jordan Spieth

Silver medal (Amateur): Matthias Schmid

Field: 156

Cut/No. who advanced: 141/77

Leader each round

Round 1: Louis Oosthuizen 64

Round 2: Louis Oosthuizen 129

Round 3: Louis Oosthuizen 198

Low score for each round

Round 1: 64 Louis Oosthuizen

Round 2: 64 Collin Morikawa, Jon Rahm, Emiliano Grillo

Round 3: 65 Robert MacIntyre

Final Round: 65 Brooks Koepka, Xander Schauffele, Bryson DeChambeau, Rickie Fowler



POS	PLAYER	COUNTRY	R1	R2	R3	R4	TOTAL
1	Collin Morikawa	USA	67	64	68	66	265
2	Jordan Spieth	USA	65	67	69	66	267
3	Louis Oosthuizen	South Africa	64	65	69	71	269
3	Jon Rahm	Spain	71	64	68	66	269
5	Dylan Frittelli	South Africa	66	67	70	68	271
6	Mackenzie Hughes	Canada	66	69	68	69	272
6	Brooks Koepka	USA	69	66	72	65	272
8	Daniel Berger	USA	70	67	68	68	273
8	Dustin Johnson	USA	68	65	73	67	273
8	Robert MacIntyre	Scotland	72	69	65	67	273
8	Scottie Scheffler	USA	67	66	69	71	273
12	Emiliano Grillo	Argentina	70	64	72	68	274
12	Viktor Hovland	Norway	68	71	69	66	274
12	Shane Lowry	Rep. of Ire.	71	65	69	69	274
15	Paul Casey	England	68	67	70	70	275
15	Corey Conners	Canada	68	68	66	73	275
15	Tony Finau	USA	70	66	72	67	275
15	Marcel Siem	Germany	67	67	70	71	275
19	Sergio Garcia	Spain	68	69	73	66	276
19	Justin Harding	South Africa	67	67	70	72	276
19	Brian Harman	USA	65	71	71	69	276
19	Aaron Rai	England	70	69	68	69	276
19	Webb Simpson	USA	66	72	67	71	276
19	Brandt Snedeker	USA	68	68	72	68	276
19	Kevin Streelman	USA	70	69	66	71	276
26	Byeong Hun An	South Korea	67	70	73	67	277
26	Matthew Fitzpatrick	England	71	69	67	70	277
26	Jason Kokrak	USA	70	70	66	71	277
26	Ian Poulter	England	72	66	71	68	277
26	Xander Schauffele	USA	69	71	72	65	277
26	Andy Sullivan	England	67	67	71	72	277
26	Cameron Tringale	USA	69	66	71	71	277
33	Bryson DeChambeau	USA	71	70	72	65	278
33	Tommy Fleetwood	England	67	71	70	70	278
33	Talor Gooch	USA	69	72	67	70	278
33	Lanto Griffin	USA	69	70	68	71	278
33	Benjamin Hebert	France	66	74	71	67	278
33	Cameron Smith	Australia	69	67	68	74	278
33	Danny Willett	England	67	69	70	72	278
40	Dean Burmester	South Africa	70	67	71	71	279
40	Max Homa	USA	70	69	71	69	279
40	JC Ritchie	South Africa	71	70	72	66	279
40	Justin Thomas	USA	72	67	71	69	279
40	Daniel Van Tonder	South Africa	68	66	74	71	279
40	Matthew Wallace	England	70	68	69	72	279
40	Joel Dahmen	USA	69	68	69	74	280
46	Harris English	USA	75	65	72	68	280
46	Jazz Janewattananond	Thailand	70	69	74	67	280
46	Rory McIlroy	N. Ireland	70	70	69	71	280
46	Justin Rose	England	67	70	70	73	280
46	Adam Scott	Australia	73	66	73	68	280
46	Johannes Veerman	USA	70	68	72	70	280

POS	PLAYER	COUNTRY	R1	R2	R3	R4	TOTAL
53	Marcus Armitage	England	69	72	70	70	281
53	Christiaan Bezuidenhout	South Africa	68	72	70	71	281
53	Chan Kim	USA	70	69	74	68	281
53	Rickie Fowler	USA	69	72	75	65	281
53	Billy Horschel	USA	70	69	73	69	281
53	Jonathan Thomson	England	71	67	73	70	281
59	Abraham Ancer	Mexico	69	71	71	71	282
59	Ryosuke Kinoshita	Japan	72	69	72	69	282
59	Joaquin Niemann	Chile	69	70	73	70	282
59	Chez Reavie	USA	72	66	74	70	282
59	Antoine Rozner	France	70	71	67	74	282
59	Matthias Schmid (A)	Germany	74	65	71	72	282
59	Lee Westwood	England	71	67	72	72	282
59	Bernd Wiesberger	Austria	71	70	70	71	282
67	Richard Bland	England	70	70	73	70	283
67	Ryan Fox	New Zealand	68	68	71	76	283
67	Sam Horsfield	England	70	70	69	74	283
67	Jack Senior	England	67	71	72	73	283
67	Brendan Steele	USA	73	68	74	68	283
72	Pdraig Harrington	Rep. of Ire.	72	68	73	71	284
73	Kevin Kisner	USA	70	69	78	68	285
74	Richard Mansell	England	72	69	76	69	286
74	Yuxin Lin (A)	China	69	72	74	71	286
76	Sam Burns	USA	71	69	76	72	288
76	Poom Saksansin	Thailand	73	68	76	71	288
78	Keegan Bradley	USA	71	71	-	-	
78	Jorge Campillo	Spain	72	70	-	-	
78	Tyrell Hatton	England	72	70	-	-	
78	Russell Henley	USA	70	72	-	-	
78	Takumi Kanaya	Japan	70	72	-	-	
78	Rikard Karlberg	Sweden	72	70	-	-	
78	Martin Kaymer	Germany	74	68	-	-	
78	Marcus Kinhult	Sweden	69	73	-	-	
78	Chris Kirk	USA	68	74	-	-	
78	Kurt Kitayama	USA	71	71	-	-	
78	Marc Leishman	Australia	75	67	-	-	
78	Guido Migliozzi	Italy	69	73	-	-	
78	Francesco Molinari	Italy	68	74	-	-	
78	Sebastian Munoz	Colombia	73	69	-	-	
78	Ryutaro Nagano	Japan	70	72	-	-	
78	Ryan Palmer	USA	72	70	-	-	
78	Victor Perez	France	70	72	-	-	
78	Henrik Stenson	Sweden	71	71	-	-	
78	Harold Varner III	USA	70	72	-	-	
78	Jimmy Walker	USA	70	72	-	-	
98	Rafael Cabrera-Bello	Spain	70	73	-	-	
98	Patrick Cantlay	USA	74	69	-	-	
98	Stewart Cink	USA	66	77	-	-	
98	Branden Grace	South Africa	72	71	-	-	
98	Lucas Herbert	Australia	70	73	-	-	
98	Daniel Hillier	New Zealand	72	71	-	-	
98	Charley Hoffman	USA	72	71	-	-	

POS	PLAYER	COUNTRY	R1	R2	R3	R4	TOTAL
98	Matt Jones	Australia	72	71	-	-	
98	Min Woo Lee	Australia	74	69	-	-	
98	Troy Merritt	USA	73	70	-	-	
98	Shaun Norris	South Africa	72	71	-	-	
98	Patrick Reed	USA	72	71	-	-	
98	Matthias Schwab	Austria	71	72	-	-	
98	Laird Shepherd (A)	England	74	69	-	-	
98	Brendon Todd	USA	72	71	-	-	
98	Erik Van Rooyen	South Africa	69	74	-	-	
98	Gary Woodland	USA	73	70	-	-	
115	John Catlin	USA	75	69	-	-	
115	Ricardo Celia	Colombia	72	72	-	-	
115	Ernie Els	South Africa	72	72	-	-	
115	Gonzalo Fernandez-Castano	Spain	71	73	-	-	
115	Adam Hadwin	Canada	75	69	-	-	
115	Haotong Li	China	75	69	-	-	
115	Richard T Lee	Canada	75	69	-	-	
115	Mike Lorenzo-Vera	France	75	69	-	-	
115	Keith Mitchell	USA	68	76	-	-	
115	Jason Scrivener	Australia	73	71	-	-	
125	Jason Day	Australia	75	70	-	-	
125	Lucas Glover	USA	75	70	-	-	
125	Brad Kennedy	Australia	71	74	-	-	
125	Alexander Noren	Sweden	74	71	-	-	
125	Carlos Ortiz	Mexico	75	70	-	-	
130	Darren Clarke	N. Ireland	71	75	-	-	
130	Thomas Detry	Belgium	72	74	-	-	
130	Cole Hammer (A)	USA	75	71	-	-	
130	Rikuya Hoshino	Japan	74	72	-	-	
130	Matt Kuchar	USA	74	72	-	-	
130	Joe Long (A)	England	73	73	-	-	
136	Jaco Ahlers	South Africa	68	79	-	-	
136	Sam Bairstow (A)	England	75	72	-	-	
136	Christoffer Bring (A)	Denmark	72	75	-	-	
136	Romain Langasque	France	74	73	-	-	
136	Joost Luiten	Netherlands	76	71	-	-	
136	Cheng-Tsung Pan	Taiwan	71	76	-	-	
142	Garrick Higgs	South Africa	73	75	-	-	
142	Nicholas Poppleton	England	75	73	-	-	
142	Paul Waring	England	72	76	-	-	
145	Abel Gallegos (A)	Argentina	73	76	-	-	
145	Ben Hutchinson	England	77	72	-	-	
145	Adam Long	USA	72	77	-	-	
145	Aaron Pike	Australia	74	75	-	-	
145	Marcel Schneider	Germany	73	76	-	-	
150	Sam Forgan	England	73	77	-	-	
150	Connor Worsdall	England	77	73	-	-	
152	Phil Mickelson	USA	80	72	-	-	
153	Daniel Croft	England	76	78	-	-	
154	Yuki Inamori	Japan	75	81	-	-	
155	Deyen Lawson	Australia	80	77	-	-	
156	Will Zalatoris	USA	69	Wd	-	-	

Morikawa made history with debut victory

Collin Morikawa made history with a stunning debut victory at Royal St George's as The 149th Open took place a year later than originally scheduled.

The COVID-19 pandemic had forced the cancellation of the Championship in 2020, but crowds of up to 32,000 per day were able to descend upon Sandwich as Shane Lowry belatedly defended the Claret Jug he had claimed in such memorable fashion at Royal Portrush two years earlier.

Those in attendance were treated to glorious weather for all four days of the Championship and a truly dazzling performance from Morikawa, who became the first man to win on his first appearance at two different majors having previously triumphed at the 2020 PGA Championship.

A nerveless, bogey-free 66 on the final day ensured Morikawa, whose iron play was typically brilliant throughout the week, prevailed with a 15-under aggregate of 265 – a record at Royal St George's.

Jordan Spieth, the Champion Golfer of 2017, applied the most significant pressure on a

gripping final day and finished two strokes behind after matching Morikawa's closing 66, while Louis Oosthuizen (71) and Jon Rahm (66) shared third on 11 under.

Oosthuizen led after each of the first three rounds and was one clear of Morikawa heading into the last 18, but the South African – second in each of the previous two majors in 2021 – was unable to secure another Claret Jug 11 years on from his runaway triumph at St Andrews.

A combination of calm conditions and a relatively lush, green links ensured there were plenty of birdie opportunities from the outset as Oosthuizen began his week with a six-under 64 in round one to lead Spieth and Brian Harman by a shot.

The Champion of 2010 then doubled his advantage on Friday with a 65 – setting a new record aggregate of 129 for the first 36 holes of an Open – but the star of the second day was Morikawa, whose sublime 64 lifted him into second place, one ahead of Spieth.

Day two also produced the undoubted shot of the Championship as Jonathan 'Jigger' Thomson – a survivor of leukaemia and the

tallest player in European Tour history – brought the house down at the par-3 16th with a hole-in-one.

Oosthuizen, Morikawa and Spieth were all tied at the top of the leaderboard as round three moved towards a conclusion, but it was the former who once again ended the day in front at 12 under, with Morikawa one back and Spieth three adrift after a costly bogey-bogey finish.

After two more bogeys early in his final round however, Spieth threatened to pull off a sensational comeback as he picked up six shots in eight holes to charge firmly back into contention as Oosthuizen's challenge faded.

Yet Morikawa, who had three birdies of his own at the seventh, eighth and ninth, remained rock-solid and a crucial gain on the 14th gave the 23-year-old a two-shot cushion that he would not relinquish.

Lowry put up an admirable defence of his crown as he tied for 12th, while the Silver Medal went to Matthias Schmid, who turned professional the next day after finishing four clear of Yuxin Lin, the only other amateur to make the cut.





2019 – Royal Portrush

Date: 18-21 July 2019

Champion: Shane Lowry

Total: 269

Total score relative to par: -15

Round Scores: 67 67 63 72

Total Purse: \$10,750,000

First Prize: \$1,935,000

Runner Up: Tommy Fleetwood

Field: 156

Cut/No. who advanced: 143/73

Leader each round

Round 1: J B Holmes 66

Round 2: J B Holmes, Shane Lowry 134

Round 3: Shane Lowry 197

Low score for each round

Round 1: 66 J B Holmes

Round 2: 65 Justin Harding, Xander Schauffele,
Kevin Streelman, Rory McIlroy

Round 3: 63 Shane Lowry

Final Round: 66 Francesco Molinari



There was no Championship in 2020 due to the Coronavirus pandemic

POS	PLAYER	COUNTRY	R1	R2	R3	R4	TOTAL
1	Shane Lowry	Rep. of Ire.	67	67	63	72	269
2	Tommy Fleetwood	England	68	67	66	74	275
3	Tony Finau	USA	68	70	68	71	277
4	Brooks Koepka	USA	68	69	67	74	278
4	Lee Westwood	England	68	67	70	73	278
6	Rickie Fowler	USA	70	69	66	74	279
6	Tyrrell Hatton	England	68	71	71	69	279
6	Robert MacIntyre	Scotland	68	72	71	68	279
6	Danny Willett	England	74	67	65	73	279
10	Patrick Reed	USA	71	67	71	71	280
11	Tom Lewis	England	75	68	68	70	281
11	Francesco Molinari	Italy	74	69	72	66	281
11	Alexander Noren	Sweden	68	71	68	74	281
11	Jon Rahm	Spain	68	70	68	75	281
11	Justin Thomas	USA	71	70	68	72	281
16	Lucas Bjerregaard	Denmark	70	68	74	70	282
16	Ryan Fox	New Zealand	68	75	70	69	282
16	Sanghyun Park	Korea	69	72	68	73	282
16	Rory Sabbatini	South Africa	70	70	71	71	282
20	Stewart Cink	USA	74	68	71	70	283
20	Matthew Fitzpatrick	England	71	69	70	73	283
20	Lucas Glover	USA	72	69	71	71	283
20	Louis Oosthuizen	South Africa	70	72	72	69	283
20	Doc Redman	USA	71	71	71	70	283
20	Justin Rose	England	69	67	68	79	283
20	Cameron Smith	Australia	70	66	71	76	283
20	Jordan Spieth	USA	70	67	69	77	283
20	Henrik Stenson	Sweden	70	69	68	76	283
20	Erik Van Rooyen	South Africa	70	68	72	73	283
30	Kevin Kisner	USA	70	71	70	73	284
30	Webb Simpson	USA	68	71	71	74	284
32	Byeong Hun An	South Korea	73	67	70	75	285
32	Kiradech Aphibarnrat	Thailand	68	73	77	67	285
32	Ernie Els	South Africa	71	69	72	73	285
32	Dylan Frittelli	South Africa	68	69	70	78	285
32	Jason Kokrak	USA	74	69	74	68	285
32	Joost Luiten	Netherlands	73	69	71	72	285
32	Andrew Putnam	USA	70	67	70	78	285
32	Bernd Wiesberger	Austria	70	71	74	70	285
32	Andrew Wilson	England	76	67	71	71	285
41	Patrick Cantlay	USA	70	71	71	74	286
41	Justin Harding	South Africa	71	65	74	76	286
41	Benjamin Hebert	France	73	69	73	71	286
41	Innchoon Hwang	Korea	72	71	70	73	286
41	Russell Knox	Scotland	70	71	68	77	286
41	Matt Kuchar	USA	70	68	69	79	286
41	Xander Schauffele	USA	74	65	69	78	286
41	Callum Shinkwin	England	70	71	75	70	286
41	Kyle Stanley	USA	75	67	73	71	286
41	Aaron Wise	USA	72	69	71	74	286
51	Branden Grace	South Africa	70	71	75	71	287
51	Charley Hoffman	USA	70	73	70	74	287

POS	PLAYER	COUNTRY	R1	R2	R3	R4	TOTAL
51	Dustin Johnson	USA	72	67	72	76	287
51	Shubhankar Sharma	India	70	72	77	68	287
51	Matthew Wallace	England	73	70	72	72	287
51	Bubba Watson	USA	72	71	73	71	287
57	Paul Casey	England	72	70	73	73	288
57	Adam Hadwin	Canada	74	69	72	73	288
57	Graeme McDowell	N. Ireland	73	70	68	77	288
57	Thorbjorn Olesen	Denmark	72	68	77	71	288
57	Kevin Streelman	USA	77	65	74	72	288
57	Ashton Turner	England	69	74	77	68	288
63	Jim Furyk	USA	73	68	75	73	289
63	Mikko Korhonen	Finland	72	69	71	77	289
63	Romain Langasque	France	69	72	70	78	289
63	Paul Waring	England	75	68	75	71	289
67	Yosuke Asaji	Japan	72	71	71	76	290
67	Sergio Garcia	Spain	68	73	71	78	290
67	JB Holmes	USA	66	68	69	87	290
67	Thomas Pieters	Belgium	72	68	74	76	290
71	Eddie Pepperell	England	70	72	76	74	292
72	Nino Bertasio	Italy	72	71	75	75	293
72	Yuki Inamori	Japan	70	73	70	80	293
74	Abraham Ancer	Mexico	72	72	-	-	-
74	Keegan Bradley	USA	73	71	-	-	-
74	Jason Day	Australia	70	74	-	-	-
74	Brian Harman	USA	72	72	-	-	-
74	Andrew Johnston	England	73	71	-	-	-
74	Takumi Kanaya (A)	Japan	73	71	-	-	-
74	Nate Lashley	USA	75	69	-	-	-
74	Alexander Levy	France	73	71	-	-	-
74	Rory McIlroy	N. Ireland	79	65	-	-	-
74	Keith Mitchell	USA	75	69	-	-	-
74	Brandt Snedeker	USA	74	70	-	-	-
74	James Sugrue (A)	Rep. of Ire.	71	73	-	-	-
74	Connor Syme	Scotland	72	72	-	-	-
87	Christian Bezuidenhout	South Africa	74	71	-	-	-
87	Darren Clarke	N. Ireland	71	74	-	-	-
87	Padraig Harrington	Rep. of Ire.	75	70	-	-	-
87	Dong-Kyu Jang	Korea	76	69	-	-	-
87	Si-Woo Kim	Korea	70	75	-	-	-
87	Kurt Kitayama	USA	74	71	-	-	-
87	Hideki Matsuyama	Japan	71	74	-	-	-
87	Adrian Otaegui	Spain	73	72	-	-	-
87	Chez Reavie	USA	73	72	-	-	-
87	Chris Wood	England	73	72	-	-	-
87	Gary Woodland	USA	74	71	-	-	-
98	Matthew Baldwin	England	78	68	-	-	-
98	Mun Doyeob	Korea	74	72	-	-	-
98	Yoshinori Fujimoto	Japan	75	71	-	-	-
98	Li Haotong	China	74	72	-	-	-
98	Zach Johnson	USA	74	72	-	-	-
98	Sunghoon Kang	Korea	74	72	-	-	-
98	Patton Kizzire	USA	73	73	-	-	-

POS	PLAYER	COUNTRY	R1	R2	R3	R4	TOTAL
98	David Lipsky	USA	74	72	-	-	-
98	Jack Senior	England	75	71	-	-	-
107	Isidro Benitez	Mexico	75	72	-	-	-
107	Alexander Bjork	Sweden	77	70	-	-	-
107	Bryson DeChambeau	USA	74	73	-	-	-
107	Mikumu Horikawa	Japan	71	76	-	-	-
107	Billy Horschel	USA	76	71	-	-	-
107	Jazz Janewattananond	Thailand	74	73	-	-	-
107	Paul Lawrie	Scotland	75	72	-	-	-
107	Jake McLeod	Australia	76	71	-	-	-
107	Joaquin Niemann	Chile	76	71	-	-	-
107	Robert Rock	England	76	71	-	-	-
107	Matthias Schmid (A)	Germany	76	71	-	-	-
107	Brandon Stone	South Africa	72	75	-	-	-
119	Rafael Cabrera-Bello	Spain	73	75	-	-	-
119	Gunn Charoenkul	Thailand	72	76	-	-	-
119	Corey Conners	Canada	72	76	-	-	-
119	Joel Dahmen	USA	76	72	-	-	-
119	Zander Lombard	South Africa	71	77	-	-	-
119	Jimmy Walker	USA	74	74	-	-	-
119	Oliver Wilson	England	73	75	-	-	-
119	Tiger Woods	USA	78	70	-	-	-
127	Jorge Campillo	Spain	76	73	-	-	-
127	Kim Chan	USA	75	74	-	-	-
127	Luke List	USA	73	76	-	-	-
127	Shaun Norris	South Africa	73	76	-	-	-
127	Ryan Palmer	USA	74	75	-	-	-
127	Andrea Pavan	Italy	73	76	-	-	-
127	Ian Poulter	England	75	74	-	-	-
127	Brandon Wu (A)	USA	73	76	-	-	-
135	Adri Arnaus	Spain	75	75	-	-	-
135	Marc Leishman	Australia	78	72	-	-	-
135	Mike Lorenzo-Vera	France	77	73	-	-	-
135	Phil Mickelson	USA	76	74	-	-	-
139	Yuta Ikeda	Japan	76	75	-	-	-
139	Curtis Knipes (A)	England	72	79	-	-	-
139	Cheng-Tsung Pan	Taiwan	77	74	-	-	-
139	Adam Scott	Australia	78	73	-	-	-
139	Richard Sterne	South Africa	78	73	-	-	-
139	Andy Sullivan	England	76	75	-	-	-
139	Im Sungjae	Korea	71	80	-	-	-
146	Emiliano Grillo	Argentina	73	79	-	-	-
146	Shugo Imahira	Japan	83	69	-	-	-
146	Sam Locke	Scotland	75	77	-	-	-
146	Garrick Porteous	England	79	73	-	-	-
150	Austin Connely	Canada	75	79	-	-	-
150	Tom Lehman	USA	78	76	-	-	-
150	Prom Meesawat	Thailand	73	81	-	-	-
153	Miguel Angel Jimenez	Spain	82	73	-	-	-
153	Dimitrios Papadatos	Australia	83	72	-	-	-
155	Thomas Thurloway (A)	England	83	73	-	-	-
156	David Duval	USA	91	78	-	-	-



2018 – Carnoustie

Date: 19-22 July 2018
 Champion: Francesco Molinari
 Total: 276
 Total score relative to par: -8
 Round Scores: 70 72 65 69
 Total Purse: \$10,500,000
 First Prize: \$1,890,000
 Runners Up: Justin Rose, Rory McIlroy,
 Kevin Kisner, Xander Schauffele
 Silver medal (Amateur): Sam Locke 293
 Field: 156
 Cut/No. who advanced: 145/79

Leader each round
 Round 1: Kevin Kisner 66
 Round 2: Zach Johnson, Kevin Kisner 136
 Round 3: Jordan Spieth, Xander Schauffele,
 Kevin Kisner 204

Low score for each round
 Round 1: 66 Kevin Kisner
 Round 2: 65 Tommy Fleetwood
 Round 3: 64 Justin Rose
 Final Round: 67 Eddie Pepperell

POS	PLAYER	COUNTRY	R1	R2	R3	R4	TOTAL	POS	PLAYER	COUNTRY	R1	R2	R3	R4	TOTAL	POS	PLAYER	COUNTRY	R1	R2	R3	R4	TOTAL
1	Francesco Molinari	Italy	70	72	65	69	276	51	Bryson DeChambeau	USA	75	70	73	70	288	104	Nicolai Hojgaard (A)	Denmark	72	76	-	-	-
2	Kevin Kisner	USA	66	70	68	74	278	51	Jason Dufner	USA	75	70	68	75	288	104	Dustin Johnson	USA	76	72	-	-	-
2	Rory McIlroy	N. Ireland	69	69	70	70	278	51	Tyrrell Hatton	England	74	71	72	71	288	104	Alexander Levy	France	73	75	-	-	-
2	Justin Rose	England	72	73	64	69	278	51	Lucas Herbert	Australia	73	69	69	77	288	104	Bubba Watson	USA	75	73	-	-	-
2	Xander Schauffele	USA	71	66	67	74	278	51	Yuta Ikeda	Japan	70	73	71	74	288	109	Abraham Ancer	Mexico	71	78	-	-	-
6	Kevin Chappell	USA	70	69	67	73	279	51	Kevin Na	USA	70	73	73	72	288	109	Marcus Armitage	England	80	69	-	-	-
6	Eddie Pepperell	England	71	70	71	67	279	51	Shubhankar Sharma	India	73	71	71	73	288	109	Mark Calcavecchia	USA	73	76	-	-	-
6	Tiger Woods	USA	71	71	66	71	279	60	Marc Leishman	Australia	72	72	69	76	289	109	Ernie Els	South Africa	73	76	-	-	-
9	Tony Finau	USA	67	71	71	71	280	61	Gavin Green	Malaysia	72	73	71	74	290	109	Russell Henley	USA	69	80	-	-	-
9	Matt Kuchar	USA	70	68	70	72	280	61	Marcus Kinhult	Sweden	74	69	71	76	290	109	Charles Howell III	USA	75	74	-	-	-
9	Jordan Spieth	USA	72	67	65	76	280	61	Shaun Norris	South Africa	74	68	69	79	290	109	Scott Jamieson	Scotland	75	74	-	-	-
12	Patrick Cantlay	USA	70	71	70	70	281	61	Brett Rumford	Australia	74	70	72	74	290	109	Sanghyun Park	Korea	76	73	-	-	-
12	Tommy Fleetwood	England	72	65	71	73	281	61	Brandon Stone	South Africa	68	72	73	77	290	109	Ryuko Tokimatsu	Japan	72	77	-	-	-
12	Ryan Moore	USA	68	73	69	71	281	61	Lee Westwood	England	72	72	69	77	290	118	Alexander Bjork	Sweden	72	78	-	-	-
12	Thorbjorn Olesen	Denmark	70	70	70	71	281	67	Paul Dunne	Ireland	71	73	73	74	291	118	Thomas Curtis	England	82	68	-	-	-
12	Webb Simpson	USA	70	71	67	73	281	67	Rhys Enoch	Wales	74	71	70	76	291	118	Dylan Frittelli	South Africa	71	79	-	-	-
17	Jason Day	Australia	71	71	72	68	282	67	Sunghoon Kang	Korea	69	72	72	78	291	118	Emiliano Grillo	Argentina	76	74	-	-	-
17	Charley Hoffman	USA	71	70	68	73	282	67	Si-Woo Kim	Korea	71	72	75	73	291	118	Padraig Harrington	Rep. of Ire.	76	74	-	-	-
17	Zach Johnson	USA	69	67	72	74	282	67	Zander Lombard	South Africa	67	71	71	82	291	118	Kodai Ichihara	Japan	78	72	-	-	-
17	Alexander Noren	Sweden	70	71	67	74	282	67	Matthew Southgate	England	69	72	73	77	291	118	Jazz Janewattananond	Thailand	74	76	-	-	-
17	Pat Perez	USA	69	68	74	71	282	67	Gary Woodland	USA	71	72	72	76	291	118	Jason Kokrak	USA	72	78	-	-	-
17	Adam Scott	Australia	71	70	68	73	282	74	Rafael Cabrera-Bello	Spain	74	70	76	72	292	118	Anirban Lahiri	India	76	74	-	-	-
17	Erik Van Rooyen	South Africa	67	71	71	73	282	75	Kiradech Aphibarnrat	Thailand	74	71	74	74	293	118	Haraldur Magnus	Iceland	72	78	-	-	-
24	Stewart Cink	USA	72	70	71	70	283	75	Beau Hossler	USA	73	70	77	73	293	118	Hideto Tanihara	Japan	75	75	-	-	-
24	Bernhard Langer	Germany	73	71	68	71	283	75	Sam Locke (A)	Scotland	72	73	70	78	293	118	Jhonattan Vegas	Venezuela	76	74	-	-	-
24	Phil Mickelson	USA	73	69	70	71	283	78	Cameron Smith	Australia	73	71	73	77	294	118	Jimmy Walker	USA	72	78	-	-	-
24	Danny Willett	England	69	71	70	73	283	79	Keegan Bradley	USA	74	71	73	77	295	131	Shota Akiyoshi	Japan	77	74	-	-	-
28	Austin Cook	USA	72	70	67	75	284	80	Daniel Berger	USA	73	73	-	-	-	131	Ryan Armour	USA	75	76	-	-	-
28	Rickie Fowler	USA	70	69	73	72	284	80	George Coetzee	South Africa	75	71	-	-	-	131	Retief Goosen	South Africa	74	77	-	-	-
28	Louis Oosthuizen	South Africa	72	70	69	73	284	80	Sergio Garcia	Spain	75	71	-	-	-	131	Todd Hamilton	USA	75	76	-	-	-
28	Thomas Pieters	Belgium	70	73	70	71	284	80	Branden Grace	South Africa	74	72	-	-	-	131	Michael Hendry	New Zealand	73	78	-	-	-
28	Patrick Reed	USA	75	70	68	71	284	80	Martin Kaymer	Germany	71	75	-	-	-	131	Matt Jones	Australia	75	76	-	-	-
28	Julian Suri	USA	74	69	70	71	284	80	Russell Knox	Scotland	73	73	-	-	-	131	Patton Kizzire	USA	77	74	-	-	-
28	Chris Wood	England	70	74	66	74	284	80	Tom Lehman	USA	75	71	-	-	-	131	Sandy Lyle	Scotland	75	76	-	-	-
35	Adam Hadwin	Canada	73	70	71	71	285	80	Hideki Matsuyama	Japan	75	71	-	-	-	139	Danthai Boonma	Thailand	78	74	-	-	-
35	Michael Kim	USA	73	69	69	74	285	80	Chez Reavie	USA	69	77	-	-	-	140	Jonas Blixt	Sweden	77	76	-	-	-
35	Satoshi Kodaira	Japan	72	71	68	74	285	80	Justin Thomas	USA	69	77	-	-	-	140	Minchel Choi	Korea	79	74	-	-	-
35	Henrik Stenson	Sweden	70	75	71	69	285	80	Peter Uihlein	USA	74	72	-	-	-	140	Nicolas Colsaerts	Belgium	79	74	-	-	-
39	Cameron Davis	Australia	71	72	73	70	286	80	Matthew Wallace	England	74	72	-	-	-	140	Grant Forrest	Scotland	80	73	-	-	-
39	Ross Fisher	England	75	70	68	73	286	80	Fabrizio Zanotti	Paraguay	72	74	-	-	-	144	Masanori Kobayashi	Japan	82	72	-	-	-
39	Ryan Fox	New Zealand	74	71	71	70	286	93	Jorge Campillo	Spain	72	75	-	-	-	144	Ian Poulter	England	73	81	-	-	-
39	Masahiro Kawamura	Japan	77	67	71	71	286	93	Matthew Fitzpatrick	England	72	75	-	-	-	144	Brady Schnell	USA	79	75	-	-	-
39	Li Haotong	China	71	72	67	76	286	93	Chesson Hadley	USA	73	74	-	-	-	144	Brandt Snedeker	USA	76	78	-	-	-
39	Brooks Koepka	USA	72	69	75	70	286	93	Brian Harman	USA	71	76	-	-	-	144	Lin Yuxin (A)	China	80	74	-	-	-
39	Luke List	USA	70	70	77	69	286	93	Kelly Kraft	USA	74	73	-	-	-	149	Jack Senior	England	79	76	-	-	-
39	Kyle Stanley	USA	72	69	69	76	286	93	Shane Lowry	Rep. of Ire.	74	73	-	-	-	149	Ashton Turner	England	78	77	-	-	-
47	Sean Crocker	Zimbabwe	71	71	69	76	287	93	Jon Rahm	Spain	69	78	-	-	-	151	James Robinson	England	75	81	-	-	-
47	Tom Lewis	England	75	70	68	74	287	93	Charl Schwartzel	South Africa	74	73	-	-	-	152	Andrew Landry	USA	80	77	-	-	-
47	Yusaku Miyazato	Japan	71	74	65	77	287	93	Jordan Smith	England	74	73	-	-	-	153	Jens Dantorp	Sweden	76	82	-	-	-
47	Brendan Steele	USA	68	76	73	70	287	93	Andy Sullivan	England	71	76	-	-	-	153	Jovan Rebula (A)	South Africa	79	79	-	-	-
51	Byeong Hun An	South Korea	73	71	66	78	288	93	Oliver Wilson	England	75	72	-	-	-	155	Darren Clarke	N. Ireland	82	83	-	-	-
51	Paul Casey	England	73	71	72	72	288	104	Bronson Burgoon	USA	74	74	-	-	-	156	David Duval	USA	80	Wd	-	-	-



2017 – Royal Birkdale

Date: 20-23 July 2017
 Champion: Jordan Spieth
 Total: 268
 Total score relative to par: -12
 Round Scores: 65 69 65 69
 Total Purse: \$10,250,000
 First Prize: \$1,845,000
 Runner Up: Matt Kuchar
 Silver medal (Amateur): Alfie Plant
 Field: 156
 Cut/No. who advanced: 145/77

Leader each round
 Round 1: Brooks Koepka, Matt Kuchar,
 Jordan Spieth 65
 Round 2: Jordan Spieth 134
 Round 3: Jordan Spieth 199

Low score for each round
 Round 1: 65 Brooks Koepka, Matt Kuchar,
 Jordan Spieth
 Round 2: 66 Zach Johnson
 Round 3: 62 Branden Grace
 Final Round: 63 Haotong Li



POS	PLAYER	COUNTRY	R1	R2	R3	R4	TOTAL
1	Jordan Spieth	USA	65	69	65	69	268
2	Matt Kuchar	USA	65	71	66	69	271
3	Li Haotong	China	69	73	69	63	274
4	Rafael Cabrera-Bello	Spain	67	73	67	68	275
4	Rory McIlroy	N. Ireland	71	68	69	67	275
6	Branden Grace	South Africa	70	74	62	70	276
6	Brooks Koepka	USA	65	72	68	71	276
6	Marc Leishman	Australia	69	76	66	65	276
6	Alexander Noren	Sweden	68	72	69	67	276
6	Matthew Southgate	England	72	72	67	65	276
11	Paul Casey	England	66	77	67	67	277
11	Chan Kim	USA	72	68	67	70	277
11	Henrik Stenson	Sweden	69	73	65	70	277
14	Austin Connelly	Canada	67	72	66	73	278
14	Jason Dufner	USA	73	71	66	68	278
14	Zach Johnson	USA	75	66	71	66	278
14	Hideki Matsuyama	Japan	68	72	66	72	278
14	Ian Poulter	England	67	70	71	70	278
14	Chris Wood	England	71	72	68	67	278
20	Charley Hoffman	USA	67	73	72	67	279
20	Xander Schauffele	USA	69	75	70	65	279
22	Richard Bland	England	67	72	70	71	280
22	Rickie Fowler	USA	71	71	67	71	280
22	Jamie Lovemark	USA	71	69	70	70	280
22	Richie Ramsay	Scotland	68	70	70	72	280
22	Adam Scott	Australia	69	74	70	67	280
27	Aaron Baddeley	Australia	69	76	72	64	281
27	Daniel Berger	USA	68	76	70	67	281
27	Jason Day	Australia	69	76	65	71	281
27	David Drysdale	Scotland	72	73	66	70	281
27	Tony Finau	USA	70	73	67	71	281
27	Tommy Fleetwood	England	76	69	66	70	281
27	Thongchai Jaidee	Thailand	70	73	68	70	281
27	Andrew Johnston	England	69	74	67	71	281
27	Bubba Watson	USA	68	72	71	70	281
27	Lee Westwood	England	71	74	69	67	281
37	Laurie Canter	England	70	72	72	68	282
37	Sergio Garcia	Spain	73	69	68	72	282
37	Russell Henley	USA	70	70	75	67	282
37	Martin Kaymer	Germany	72	72	70	68	282
37	Soren Kjeldsen	Denmark	71	71	72	68	282
37	Webb Simpson	USA	71	74	70	67	282
37	Steve Stricker	USA	70	72	69	71	282
44	Yikeun Chang	Korea	71	71	71	70	283
44	Andrew Dodt	Australia	69	75	69	70	283
44	Ross Fisher	England	70	72	66	75	283
44	Matthew Fitzpatrick	England	69	73	68	73	283
44	Sunghoon Kang	Korea	68	73	76	66	283
44	Joost Luiten	Netherlands	68	72	70	73	283
44	Kevin Na	USA	68	75	68	72	283
44	Thomas Pieters	Belgium	69	75	68	71	283
44	Jon Rahm	Spain	69	74	70	70	283

POS	PLAYER	COUNTRY	R1	R2	R3	R4	TOTAL
44	Peter Uihlein	USA	72	72	69	70	283
54	Scott Hend	Australia	71	74	65	74	284
54	JB Holmes	USA	71	72	71	70	284
54	Dustin Johnson	USA	71	72	64	77	284
54	Kevin Kisner	USA	70	71	74	69	284
54	Justin Rose	England	71	74	69	70	284
54	Toby Tree	England	70	75	69	70	284
54	Jimmy Walker	USA	72	72	70	70	284
61	Ernie Els	South Africa	68	73	70	74	285
62	KT Kim	South Korea	73	71	69	73	286
62	Mike Lorenzo-Vera	France	75	70	70	71	286
62	Shawn Norris	South Africa	71	74	65	76	286
62	Sean O'Hair	USA	72	73	71	70	286
62	Thorbjorn Olesen	Denmark	70	72	74	70	286
62	Alfie Plant (A)	England	71	73	69	73	286
62	Charl Schwartzel	South Africa	66	78	71	71	286
62	Younghan Song	Korea	71	74	69	72	286
70	Joe Dean	England	72	72	70	73	287
70	Brandon Stone	South Africa	73	72	68	74	287
70	Andy Sullivan	England	70	75	69	73	287
70	Gary Woodland	USA	70	69	74	74	287
74	James Hahn	USA	68	76	70	74	288
74	Bernd Wiesberger	Austria	69	75	71	73	288
76	Danny Willett	England	71	74	73	71	289
77	Kent Bulle	USA	68	72	74	76	290
78	Roberto Castro	USA	76	70	-	-	-
78	Mark Foster	England	75	71	-	-	-
78	Ryan Fox	New Zealand	74	72	-	-	-
78	Padraig Harrington	Rep. of Ire.	73	73	-	-	-
78	Shiv Kapur	India	73	73	-	-	-
78	Si-Woo Kim	Korea	70	76	-	-	-
78	Anirban Lahiri	India	73	73	-	-	-
78	Pablo Larrazabal	Spain	72	74	-	-	-
78	Alexander Levy	France	71	75	-	-	-
78	David Lipsky	USA	68	78	-	-	-
78	Julian Suri	USA	74	72	-	-	-
89	Adam Bland	Australia	75	72	-	-	-
89	Paul Broadhurst	England	75	72	-	-	-
89	Matthew Griffin	Australia	70	77	-	-	-
89	Russell Knox	Scotland	74	73	-	-	-
89	Martin Laird	Scotland	68	79	-	-	-
89	Francesco Molinari	Italy	73	74	-	-	-
89	Robert Streb	USA	69	78	-	-	-
89	Justin Thomas	USA	67	80	-	-	-
89	Paul Waring	England	74	73	-	-	-
89	Fabrizio Zanotti	Paraguay	77	70	-	-	-
99	Byeong Hun An	South Korea	77	71	-	-	-
99	Alexander Bjork	Sweden	75	73	-	-	-
99	Kevin Chappell	USA	73	75	-	-	-
99	Darren Clarke	N. Ireland	75	73	-	-	-
99	Dylan Frittelli	South Africa	73	75	-	-	-
99	Giwhan Kim	Korea	73	75	-	-	-

POS	PLAYER	COUNTRY	R1	R2	R3	R4	TOTAL
99	Brian Harman	USA	70	78	-	-	-
99	Jbe Kruger	South Africa	76	72	-	-	-
99	Tom Lehman	USA	72	76	-	-	-
99	Ryan McCarthy	Australia	76	72	-	-	-
99	Haydn McCullen	England	73	75	-	-	-
99	Ryan Moore	USA	74	74	-	-	-
99	Patrick Reed	USA	73	75	-	-	-
99	Kyle Stanley	USA	70	78	-	-	-
113	Emiliano Grillo	Argentina	76	73	-	-	-
113	Bill Haas	USA	71	78	-	-	-
113	Ashley Hall	Australia	75	74	-	-	-
113	Charles Howell III	USA	74	75	-	-	-
113	Paul Lawrie	Scotland	70	79	-	-	-
113	Stuart Manley	Wales	68	81	-	-	-
113	William McGirt	USA	77	72	-	-	-
113	Pat Perez	USA	74	75	-	-	-
113	Cameron Smith	Australia	74	75	-	-	-
113	Connor Syme (A)	Scotland	73	76	-	-	-
123	Stewart Cink	USA	77	73	-	-	-
123	Michael Hendry	New Zealand	73	77	-	-	-
123	David Horsey	England	75	75	-	-	-
123	Yuta Ikeda	Japan	71	79	-	-	-
123	Shane Lowry	Rep. of Ire.	72	78	-	-	-
123	Prayad Marksang	Thailand	76	74	-	-	-
123	Phil Mickelson	USA	73	77	-	-	-
123	Jeunghun Wang	Korea	77	73	-	-	-
131	Luca Gianchetti (A)	Italy	75	76	-	-	-
131	David Duval	USA	79	72	-	-	-
131	Tyrrell Hatton	England	75	76	-	-	-
131	Nicholas McCarthy	England	74	77	-	-	-
131	Mark O'Meara	USA	81	70	-	-	-
131	Jhonattan Vegas	Venezuela	75	76	-	-	-
137	Wesley Bryan	USA	74	78	-	-	-
137	John Daly	USA	74	78	-	-	-
137	Harry Ellis (A)	England	77	75	-	-	-
137	Darren Fichardt	South Africa	71	81	-	-	-
137	Billy Horschel	USA	76	76	-	-	-
137	Maverick McNealy (A)	USA	78	74	-	-	-
137	Yusaku Miyazato	Japan	70	82	-	-	-
137	Louis Oosthuizen	South Africa	78	74	-	-	-
137	Matthieu Pavon	France	74	78	-	-	-
137	Callum Shinkwin	England	74	78	-	-	-
137	Hideto Tanihara	Japan	77	75	-	-	-
148	Bryson DeChambeau	USA	76	77	-	-	-
148	Adam Hadwin	Canada	71	82	-	-	-
148	Sandy Lyle	Scotland	77	76	-	-	-
148	Sebastian Munoz	Colombia	74	79	-	-	-
148	Brendan Steele	USA	76	77	-	-	-
153	Phachara Khongwatmai	Thailand	74	80	-	-	-
154	Robert Dinwiddie	England	77	79	-	-	-
154	Adam Hodkinson	England	80	76	-	-	-
156	Todd Hamilton	USA	79	79	-	-	-



2016 – Royal Troon

Date: 14-17 July 2016
 Champion: Henrik Stenson
 Total: 264
 Total score relative to par: -20
 Round Scores: 68 65 68 63
 Total Purse: £6,500,000
 First Prize: £1,175,000
 Runner Up: Phil Mickelson
 Field: 156
 Cut/No. who advanced: 146/81

Leader each round
 Round 1: Phil Mickelson 63
 Round 2: Phil Mickelson 132
 Round 3: Henrik Stenson 201

Low score for each round
 Round 1: 63 Phil Mickelson
 Round 2: 65 Henrik Stenson
 Round 3: 68 Henrik Stenson, Steve Stricker,
 Brandt Snedeker, Haydn Porteous
 Final Round: 63 Henrik Stenson

POS	PLAYER	COUNTRY	R1	R2	R3	R4	TOTAL	POS	PLAYER	COUNTRY	R1	R2	R3	R4	TOTAL	POS	PLAYER	COUNTRY	R1	R2	R3	R4	TOTAL
1	Henrik Stenson	Sweden	68	65	68	63	264	53	Danny Willett	England	71	75	74	71	291	101	Callum Shinkwin	England	73	76	-	-	-
2	Phil Mickelson	USA	63	69	70	65	267	53	Kevin Chappell	USA	71	75	73	72	291	101	Sanghee Lee	Korea	73	76	-	-	-
3	JB Holmes	USA	70	70	69	69	278	53	KT Kim	Korea	70	71	77	73	291	101	Kiradech Aphibarnrat	Thailand	75	74	-	-	-
4	Steve Stricker	USA	67	75	68	69	279	53	Marc Leishman	Australia	74	69	75	73	291	101	Shane Lowry	Rep. of Ire.	78	71	-	-	-
5	Rory McIlroy	N. Ireland	69	71	73	67	280	53	Justin Thomas	USA	67	77	74	73	291	101	Ross Fisher	England	71	78	-	-	-
5	Tyrrell Hatton	England	70	71	71	68	280	58	Ryan Evans	England	71	75	74	72	292	101	Brendan Steele	USA	73	76	-	-	-
5	Sergio Garcia	Spain	68	70	73	69	280	59	Daniel Summerhays	USA	71	73	77	72	293	111	Clement Sordet	France	75	75	-	-	-
8	Andrew Johnston	England	69	69	70	73	281	59	Jon Rahm	Spain	74	71	73	75	293	111	Nick Cullen	Australia	74	76	-	-	-
9	Dustin Johnson	USA	71	69	72	70	282	59	Jim Furyk	USA	74	72	72	75	293	111	Yusaku Miyazato	Japan	77	73	-	-	-
9	Soren Kjeldsen	Denmark	67	68	75	72	282	59	Byeong Hun An	Korea	70	70	76	77	293	111	Brian Gay	USA	76	74	-	-	-
9	Bill Haas	USA	68	70	69	75	282	63	Mark O'Meara	USA	71	72	78	73	294	111	Fabian Gomez	Argentina	76	74	-	-	-
12	Matthew Southgate	England	71	71	72	69	283	63	Paul Lawrie	Scotland	72	74	74	74	294	111	Jeunghun Wang	Korea	75	75	-	-	-
12	Andy Sullivan	England	67	76	71	69	283	63	Graeme McDowell	N. Ireland	75	71	72	76	294	111	Victor Dubuisson	France	71	79	-	-	-
12	Emiliano Grillo	Argentina	69	72	72	70	283	66	Zander Lombard	South Africa	69	76	74	76	295	111	Hideki Matsuyama	Japan	72	78	-	-	-
12	Gary Woodland	USA	69	73	71	70	283	66	Harold Varner III	USA	71	72	75	77	295	111	Russell Henley	USA	73	77	-	-	-
12	Zach Johnson	USA	67	70	75	71	283	68	Marco Dawson	USA	72	73	77	74	296	111	Robert Rock	England	71	79	-	-	-
12	Patrick Reed	USA	66	74	71	72	283	68	Patton Kizzire	USA	76	70	75	75	296	111	Dave Coupland	England	72	78	-	-	-
18	Miguel Angel Jimenez	Spain	71	72	70	71	284	68	James Hahn	USA	74	72	74	76	296	122	Kristoffer Broberg	Sweden	77	74	-	-	-
18	Keegan Bradley	USA	67	68	76	73	284	68	Anirban Lahiri	India	69	72	76	79	296	122	John Daly	USA	75	76	-	-	-
18	Charl Schwartzel	South Africa	72	66	73	73	284	72	Scott Hend	Australia	71	73	77	76	297	122	Paul Casey	England	77	74	-	-	-
18	Tony Finau	USA	67	71	72	74	284	72	Yuta Ikeda	Japan	68	74	78	77	297	122	Bernd Wiesberger	Austria	74	77	-	-	-
22	Lee Westwood	England	71	73	73	68	285	72	Branden Grace	South Africa	70	74	76	77	297	122	Brandon Stone	South Africa	73	78	-	-	-
22	Jason Dufner	USA	71	71	74	69	285	72	Jamie Donaldson	Wales	69	73	76	79	297	122	Scott Gregory (A)	England	78	73	-	-	-
22	David Howell	England	74	70	71	70	285	76	Kevin Kisner	USA	70	72	80	76	298	122	Thorbjorn Olesen	Denmark	72	79	-	-	-
22	Justin Rose	England	68	77	70	70	285	77	Charley Hoffman	USA	71	73	78	77	299	122	Hideki Tanihara	Japan	72	79	-	-	-
22	Jason Day	Australia	73	70	71	71	285	78	Colin Montgomerie	Scotland	71	75	79	76	301	130	Yosuke Tsukada	Japan	74	78	-	-	-
22	Thongchai Jaidee	Thailand	71	74	69	71	285	79	Kodai Ichihara	Japan	69	77	78	78	302	130	Jack Senior	England	79	73	-	-	-
22	Brandt Snedeker	USA	73	73	68	71	285	79	Soomin Lee	Korea	68	77	75	82	302	130	James Heath	England	75	77	-	-	-
22	Kevin Na	USA	70	69	73	73	285	81	Greg Chalmers	Australia	71	77	77	85	305	130	Jimmy Walker	USA	72	80	-	-	-
30	Jordan Spieth	USA	71	75	72	68	286	82	Robert Streb	USA	74	73	-	-	-	130	Billy Horschel	USA	67	85	-	-	-
30	Russell Knox	Scotland	72	70	75	69	286	82	Ernie Els	South Africa	71	76	-	-	-	130	Phachara Khongwatmai	Thailand	71	81	-	-	-
30	Darren Clarke	N. Ireland	71	72	73	70	286	82	Marcus Fraser	Australia	72	75	-	-	-	130	Scott Fernandez	Spain	72	80	-	-	-
30	Ryan Palmer	USA	72	73	71	70	286	82	Richie Ramsay	Scotland	73	74	-	-	-	130	Rikard Karlberg	Sweden	74	78	-	-	-
30	Thomas Pieters	Belgium	68	76	70	72	286	82	George Coetzee	South Africa	75	72	-	-	-	138	Seung Yul Noh	Korea	75	78	-	-	-
30	Haydn Porteous	South Africa	70	76	68	72	286	82	William McGirt	USA	75	72	-	-	-	138	Lasse Jensen	Denmark	78	75	-	-	-
36	Padraig Harrington	Rep. of Ire.	70	72	73	72	287	82	Rod Pampling	Australia	72	75	-	-	-	138	Satoshi Kodaira	Japan	76	77	-	-	-
36	Martin Kaymer	Germany	66	73	74	74	287	89	Jordan Niebrugge	USA	72	76	-	-	-	138	Marc Warren	Scotland	77	76	-	-	-
36	Francesco Molinari	Italy	69	71	73	74	287	89	Todd Hamilton	USA	75	73	-	-	-	138	Matthew Fitzpatrick	England	73	80	-	-	-
39	Bubba Watson	USA	70	76	72	70	288	89	Justin Leonard	USA	70	78	-	-	-	143	Stefano Mazzoli (A)	Italy	76	78	-	-	-
39	Matt Jones	Australia	69	73	75	71	288	89	Mark Calcavecchia	USA	73	75	-	-	-	143	Paul Howard	England	73	81	-	-	-
39	Rafael Cabrera-Bello	Spain	68	71	75	74	288	89	Steven Alker	New Zealand	73	75	-	-	-	143	Louis Oosthuizen	South Africa	71	83	-	-	-
39	Webb Simpson	USA	70	72	71	75	288	89	David Lingmerth	Sweden	73	75	-	-	-	143	James Morrison	England	76	78	-	-	-
43	Adam Scott	Australia	69	73	76	71	289	89	Vijay Singh	Fiji	69	79	-	-	-	147	Danny Lee	New Zealand	78	77	-	-	-
43	Luke Donald	England	73	72	72	72	289	89	Smylie Kaufman	USA	72	76	-	-	-	147	Paul Dunne	Rep. of Ire.	77	78	-	-	-
43	Jim Herman	USA	70	70	72	77	289	89	Chris Kirk	USA	72	76	-	-	-	147	Jamie Lovemark	USA	74	81	-	-	-
43	Harris English	USA	73	73	73	71	290	89	Matteo Manassero	Italy	70	78	-	-	-	150	Steven Bowditch	Australia	79	78	-	-	-
46	Richard Sterne	South Africa	68	74	76	72	290	89	Shugo Imahira	Japan	68	80	-	-	-	151	Scott Piercy	USA	77	81	-	-	-
46	Rickie Fowler	USA	69	72	76	73	290	89	Nathan Holman	Australia	72	76	-	-	-	152	Oskar Arvidsson	Sweden	75	84	-	-	-
46	Ryan Moore	USA	70	73	74	73	290	101	Joost Luiten	Netherlands	75	74	-	-	-	153	Ben Curtis	USA	77	83	-	-	-
46	Alex Noren	Sweden	70	72	73	75	290	101	Tommy Fleetwood	England	73	76	-	-	-	154	Sandy Lyle	Scotland	85	78	-	-	-
46	Nicolas Colsaerts	Belgium	72	73	70	75	290	101	Anthony Wall	England	76	73	-	-	-	155	David Duval	USA	82	Wd	-	-	-
46	Matt Kuchar	USA	71	68	75	76	290	101	Colt Knost	USA	74	75	-	-	-	156	Chris Wood	England	Wd	-	-	-	-



2015 – St Andrews

Date: 16-19 July 2015
 Champion: Zach Johnson
 Total: 273
 Total score relative to par: -15
 Round scores: 66 71 70 66
 Total purse: £6,300,000
 First prize: £1,150,000
 Runner up: Louis Oosthuizen,
 Marc Leishman
 Silver medal (Amateur):
 Jordan Niebrugge
 Field: 156
 Cut/No. who advanced: 144/80

Leader each round
 Round 1: Dustin Johnson 65
 Round 2: Dustin Johnson 134
 Round 3: Jason Day, Paul Dunne (A),
 Louis Oosthuizen 204

Low score for each round
 Round 1: 65 Dustin Johnson
 Round 2: 66 Hideki Matsuyama, Russell Henley
 Round 3: 64 Marc Leishman
 Final Round: 66 Zach Johnson, Marc Leishman,
 Brendon Todd, Scott Arnold



The Championship was completed on Monday 20 July due to delays caused by inclement weather

POS	PLAYER	COUNTRY	R1	R2	R3	R4	TOTAL
1	Zach Johnson	USA	66	71	70	66	273
2	Marc Leishman	Australia	70	73	64	66	273
2	Louis Oosthuizen	South Africa	67	70	67	69	273
4	Jason Day	Australia	66	71	67	70	274
4	Jordan Spieth	USA	67	72	66	69	274
6	Sergio Garcia	Spain	70	69	68	70	277
6	Jordan Niebrugge (A)	USA	67	73	67	70	277
6	Justin Rose	England	71	68	68	70	277
6	Danny Willett	England	66	69	72	70	277
10	Brooks Koepka	USA	71	70	69	68	278
10	Adam Scott	Australia	70	67	70	71	278
12	Ashley Chesters (A)	England	71	72	67	69	279
12	Luke Donald	England	68	70	73	68	279
12	Martin Kaymer	Germany	71	70	68	68	279
12	Oliver Schniederjans (A)	USA	70	72	70	67	279
12	Brendon Todd	USA	71	73	69	66	279
12	Anthony Wall	England	70	71	68	70	279
18	Hideki Matsuyama	Japan	72	66	71	71	280
18	Robert Streb	USA	66	71	70	73	280
20	Stewart Cink	USA	70	71	68	72	281
20	Marcus Fraser	Australia	74	69	68	70	281
20	Retief Goosen	South Africa	66	72	69	74	281
20	Branden Grace	South Africa	69	72	73	67	281
20	Padraig Harrington	Rep. of Ire.	72	69	65	75	281
20	Russell Henley	USA	74	66	72	69	281
20	Phil Mickelson	USA	70	72	70	69	281
20	James Morrison	England	71	71	70	69	281
20	Greg Owen	England	68	73	71	69	281
20	Patrick Reed	USA	72	70	67	72	281
30	Steven Bowditch	Australia	70	69	69	74	282
30	Paul Dunne (A)	Rep. of Ire.	69	69	66	78	282
30	Rickie Fowler	USA	72	71	66	73	282
30	Jim Furyk	USA	73	71	66	72	282
30	Billy Horschel	USA	73	71	71	67	282
30	Matt Jones	Australia	68	73	69	72	282
30	Anirban Lahiri	India	69	70	71	72	282
30	Ryan Palmer	USA	71	71	67	73	282
30	Andy Sullivan	England	72	71	68	71	282
30	Jimmy Walker	USA	72	68	71	71	282
40	Scott Arnold	Australia	71	73	73	66	283
40	Rafael Cabrera-Bello	Spain	71	73	68	71	283
40	Paul Lawrie	Scotland	66	70	74	73	283
40	Francesco Molinari	Italy	72	71	73	67	283
40	Geoff Ogilvy	Australia	71	68	72	72	283
40	John Senden	Australia	72	72	68	71	283
40	Webb Simpson	USA	70	70	71	72	283
40	Henrik Stenson	Sweden	73	70	71	69	283
40	Marc Warren	Scotland	68	69	72	74	283
49	Jamie Donaldson	Wales	72	71	71	70	284
49	David Duval	USA	72	72	67	73	284
49	Ryan Fox	New Zealand	72	69	76	67	284
49	David Howell	England	68	73	73	70	284

POS	PLAYER	COUNTRY	R1	R2	R3	R4	TOTAL
49	Dustin Johnson	USA	65	69	75	75	284
49	Hunter Mahan	USA	72	72	67	73	284
49	Graeme McDowell	N. Ireland	72	72	70	70	284
49	Eddie Pepperell	England	72	70	66	76	284
49	Lee Westwood	England	71	73	69	71	284
58	Greg Chalmers	Australia	70	71	69	75	285
58	Jason Dufner	USA	73	71	67	74	285
58	Matt Kuchar	USA	71	73	70	71	285
58	David Lipsky	USA	73	69	70	73	285
58	Kevin Na	USA	67	75	70	73	285
58	Cameron Tringale	USA	71	71	73	70	285
58	Gary Woodland	USA	72	70	71	72	285
65	Ernie Els	South Africa	71	73	69	73	286
65	Thongchai Jaidee	Thailand	72	71	70	73	286
65	Romain Langasque (A)	France	69	72	71	74	286
68	Graham DeLaet	Canada	71	73	68	75	287
68	Harris English	USA	71	72	69	75	287
68	Ross Fisher	England	71	73	72	71	287
68	Richie Ramsay	Scotland	72	71	70	74	287
68	Charl Schwartzel	South Africa	67	72	69	79	287
68	Bernd Wiesberger	Austria	72	72	71	72	287
74	Paul Casey	England	70	71	75	72	288
74	David Lingmerth	Sweden	69	72	70	77	288
74	Ben Martin	USA	74	70	67	77	288
74	Brett Rumford	Australia	71	71	71	75	288
78	Bernhard Langer	Germany	74	70	73	72	289
78	Mark O'Meara	USA	72	72	71	74	289
80	Thomas Aiken	South Africa	75	69	72	74	290
81	John Daly	USA	71	74	-	-	-
81	Victor Dubuisson	France	74	71	-	-	-
81	Tommy Fleetwood	England	69	76	-	-	-
81	Brian Harman	USA	73	72	-	-	-
81	Mikko Ilonen	Finland	75	70	-	-	-
81	Rikard Karlberg	Sweden	70	75	-	-	-
81	Kevin Kisner	USA	71	74	-	-	-
81	Pablo Larrazabal	Spain	76	69	-	-	-
81	Alexander Levy	France	70	75	-	-	-
81	Shane Lowry	Rep. of Ire.	73	72	-	-	-
81	Carl Pettersson	Sweden	72	73	-	-	-
81	Marcel Siem	Germany	70	75	-	-	-
93	Byeong Hun An	South Korea	74	72	-	-	-
93	Jonas Blixt	Sweden	75	71	-	-	-
93	Francesco Molinari	N. Ireland	73	73	-	-	-
93	Pelle Edberg	Sweden	72	74	-	-	-
93	Hirofumi Fujita	Japan	71	75	-	-	-
93	Stephen Gallacher	Scotland	73	73	-	-	-
93	Tyrrell Hatton	England	70	76	-	-	-
93	Scott Hend	Australia	74	72	-	-	-
93	Raphael Jacquelin	France	76	70	-	-	-
93	Paul Kinneir (A)	England	70	76	-	-	-
93	Russell Knox	Scotland	72	74	-	-	-
93	Joost Luiten	Netherlands	74	72	-	-	-

POS	PLAYER	COUNTRY	R1	R2	R3	R4	TOTAL
93	Matteo Manassero	Italy	73	73	-	-	-
93	Brandt Snedeker	USA	73	73	-	-	-
107	Keegan Bradley	USA	75	72	-	-	-
107	George Coetzee	South Africa	74	73	-	-	-
107	David Hearn	Canada	74	73	-	-	-
107	JB Holmes	USA	73	74	-	-	-
107	Danny Lee	New Zealand	73	74	-	-	-
107	Sandy Lyle	Scotland	71	76	-	-	-
107	Ryan Moore	USA	74	73	-	-	-
107	Ian Poulter	England	73	74	-	-	-
107	Tadahiro Takayama	Japan	75	72	-	-	-
107	Shinji Tomimura	Japan	73	74	-	-	-
107	Bubba Watson	USA	71	76	-	-	-
118	Kiradech Aphibarnrat	Thailand	73	75	-	-	-
118	James Hahn	USA	75	73	-	-	-
118	Yuta Ikeda	Japan	74	74	-	-	-
118	Miguel Angel Jimenez	Spain	75	73	-	-	-
118	Soren Kjeldsen	Denmark	75	73	-	-	-
118	Tom Lehman	USA	75	73	-	-	-
118	Jaco Van Zyl	South Africa	79	69	-	-	-
118	Romain Wattel	France	75	73	-	-	-
118	Mark Young	England	74	74	-	-	-
127	Daniel Berger	USA	73	76	-	-	-
127	Thomas Bjorn	Denmark	70	79	-	-	-
127	Adam Bland	Australia	75	74	-	-	-
127	Daniel Brooks	England	76	73	-	-	-
127	Ben Curtis	USA	74	75	-	-	-
127	Bill Haas	USA	75	74	-	-	-
127	Morgan Hoffmann	USA	73	76	-	-	-
127	Hiroshi Iwata	Japan	79	70	-	-	-
127	Edoardo Molinari	Italy	74	75	-	-	-
127	Koumei Oda	Japan	73	76	-	-	-
127	Taichi Teshima	Japan	76	73	-	-	-
138	Alister Balcombe (A)	England	74	76	-	-	-
138	Robert Dinwiddie	England	73	77	-	-	-
138	Tom Gillis	USA	76	74	-	-	-
138	Charley Hoffman	USA	72	78	-	-	-
138	Justin Leonard	USA	78	72	-	-	-
138	Wenchong Liang	China	80	70	-	-	-
138	Scott Strange	Australia	77	73	-	-	-
138	Kevin Streelman	USA	78	72	-	-	-
138	Gunn Yang (A)	Korea	73	77	-	-	-
147	Matt Every	USA	73	78	-	-	-
147	Todd Hamilton	USA	74	77	-	-	-
147	Tiger Woods	USA	76	75	-	-	-
150	Jonathan Moore	USA	74	78	-	-	-
150	Rod Pampling	Australia	77	75	-	-	-
152	Nick Faldo	England	83	71	-	-	-
153	Mark Calcavecchia	USA	80	75	-	-	-
153	Benjamin Taylor (A)	England	82	73	-	-	-
155	Tom Watson	USA	76	80	-	-	-
156	Gary Boyd	England	77	80	-	-	-

Johnson wins after a four-hole play-off

Amid great excitement and almost unbearable tension on the Old Course, The 144th Open featured one of the event's best-ever finishes in which American Zach Johnson eventually triumphed in a four-hole play-off against 2010 Champion Golfer Louis Oosthuizen and Australia's Marc Leishman.

The Open at St Andrews is always a special occasion and the 2015 edition started on the perfect note with Peter Thomson and Arnold Palmer starring in the Champion Golfers' Challenge prior to The Open proper.

Drama aplenty unfolded as the world's best players took on the game's greatest challenge

of playing for the Claret Jug and Dustin Johnson powered into the lead with a 65 on the first day.

The second round was notable for dramatic weather, with flooding on Friday closing the Old Course and gales on Saturday stopping play, but also saw the memorable farewells of Sir Nick Faldo – donning the sweater from his 1987 victory – and five-time Champion Tom Watson, for whom thousands lined the final fairway as darkness descended.

Ireland's Paul Dunne highlighted the strong amateur challenge by sharing the 54-hole lead before Monday's absorbing finale – only the second Monday finish in the history of The Open.

That saw Zach Johnson and Leishman make superb charges before Oosthuizen also joined a play-off that Jordan Spieth – the Masters and US Open Champion in hot pursuit of a Grand Slam – and Jason Day only just missed.

Johnson birdied the first two extra holes and finished one ahead of Oosthuizen to become the sixth former Masters champion to win at St Andrews – joining Jack Nicklaus, Sam Snead, Seve Ballesteros, Nick Faldo and Tiger Woods.

The 39-year-old from Iowa said afterwards: "I'm grateful. I'm humbled and I'm honoured. This is the birthplace of the game and that jug means so much in sports."





2014 – Royal Liverpool

Date: 17-20 July 2014

Champion: Rory McIlroy

Total: 271

Total score relative to par: -17

Round Scores: 66 66 68 71

Total Purse: £5,400,000

First Prize: £975,000

Runner Up: Sergio Garcia, Rickie Fowler

Field: 156

Cut/No. who advanced: 146/72

Leader each round

Round 1: Rory McIlroy 66

Round 2: Rory McIlroy 132

Round 3: Rory McIlroy 200

Low score for each round

Round 1: 66 Rory McIlroy

Round 2: 65 Dustin Johnson

Round 3: 67 Darren Clarke, Jordan Spieth

Final Round: 65 Jim Furyk, Marc Leishman,

Shane Lowry, Chris Wood



POS	PLAYER	COUNTRY	R1	R2	R3	R4	TOTAL
1	Rory McIlroy	N. Ireland	66	66	68	71	271
2	Sergio Garcia	Spain	68	70	69	66	273
2	Rickie Fowler	USA	69	69	68	67	273
4	Jim Furyk	USA	68	71	71	65	275
5	Marc Leishman	Australia	69	72	70	65	276
5	Adam Scott	Australia	68	73	69	66	276
7	Charl Schwartzel	South Africa	71	67	72	67	277
7	Edoardo Molinari	Italy	68	73	68	68	277
9	Shane Lowry	Rep. of Ire.	68	75	70	65	278
9	Graeme McDowell	N. Ireland	74	69	68	67	278
9	Victor Dubuisson	France	74	66	68	70	278
12	Ryan Moore	USA	70	68	73	68	279
12	Robert Karlsson	Sweden	69	71	70	69	279
12	Dustin Johnson	USA	71	65	71	72	279
15	Francesco Molinari	Italy	68	70	75	67	280
15	David Howell	England	72	70	70	68	280
15	Stephen Gallacher	Scotland	70	72	70	68	280
18	George Coetzee	South Africa	70	69	74	68	281
19	Angel Cabrera	Argentina	76	69	70	67	282
19	Keegan Bradley	USA	73	71	69	69	282
19	Chris Kirk	USA	71	74	68	69	282
19	Matteo Manassero	Italy	67	75	68	72	282
23	Chris Wood	England	75	70	73	65	283
23	Phil Mickelson	USA	74	70	71	68	283
23	Justin Rose	England	72	70	69	72	283
26	Thomas Bjorn	Denmark	70	71	76	67	284
26	Ben Martin	USA	71	73	70	70	284
26	Brian Harman	USA	72	73	68	71	284
26	Byeong Hun An	Korea	72	71	69	72	284
26	Jimmy Walker	USA	69	71	71	73	284
26	Darren Clarke	N. Ireland	72	72	67	73	284
32	D A Points	USA	75	69	72	69	285
32	Hunter Mahan	USA	71	73	72	69	285
32	David Hearn	Canada	70	73	71	71	285
32	Kristoffer Broberg	Sweden	70	73	70	72	285
36	Louis Oosthuizen	South Africa	70	68	76	72	286
36	Jordan Spieth	USA	71	75	67	73	286
36	Branden Grace	South Africa	71	72	69	74	286
39	Brendon Todd	USA	73	73	74	67	287
39	Koumei Oda	Japan	69	77	74	67	287
39	Henrik Stenson	Sweden	72	73	73	69	287
39	Hideki Matsuyama	Japan	69	74	73	71	287
39	Gary Woodland	USA	75	69	72	71	287
39	Thongchai Jaidee	Thailand	72	72	72	71	287
39	Kevin Stadler	USA	73	72	71	71	287
39	Marc Warren	Scotland	71	68	72	76	287
47	Stewart Cink	USA	71	75	73	69	288
47	Gregory Bourdy	France	75	69	74	70	288
47	Paul Casey	England	74	71	73	70	288
47	Zach Johnson	USA	71	75	71	71	288
51	Tom Watson	USA	73	73	75	68	289
51	Jason Dufner	USA	70	74	74	71	289

POS	PLAYER	COUNTRY	R1	R2	R3	R4	TOTAL
51	Bill Haas	USA	70	72	73	74	289
54	Matt Kuchar	USA	73	71	74	72	290
54	Matt Jones	Australia	71	74	72	73	290
54	Kevin Na	USA	76	70	70	74	290
54	Kevin Streelman	USA	72	74	69	75	290
58	Ryan Palmer	USA	74	71	76	70	291
58	Jamie McLeary	Scotland	73	73	75	70	291
58	John Senden	Australia	71	74	75	71	291
58	Jason Day	Australia	73	73	74	71	291
58	Christopher Rodgers	England	73	71	73	74	291
58	Brandt Snedeker	USA	74	72	71	74	291
64	Billy Hurley III	USA	73	72	76	71	292
64	Thorbjorn Olesen	Denmark	75	71	73	73	292
64	Luke Donald	England	73	73	71	75	292
67	Charley Hoffman	USA	74	72	76	71	293
67	Brooks Koepka	USA	68	77	74	74	293
69	Tiger Woods	USA	69	77	73	75	294
70	Martin Kaymer	Germany	73	72	72	79	296
71	Matt Every	USA	75	71	73	78	297
72	Rhein Gibson	Australia	72	74	74	78	298
73	Hiroshi Iwata	Japan	70	77	-	-	-
73	Nick Watney	USA	72	75	-	-	-
73	Shawn Stefani	USA	73	74	-	-	-
73	Graham DeLaet	Canada	71	76	-	-	-
73	Lee Westwood	England	71	76	-	-	-
73	Rafael Cabrera-Bello	Spain	70	77	-	-	-
73	Oliver Fisher	England	72	75	-	-	-
73	Dawie Van Der Walt	South Africa	71	76	-	-	-
73	Kiradech Aphibarnrat	Thailand	72	75	-	-	-
73	Ashley Chesters (A)	England	70	77	-	-	-
73	Justin Leonard	USA	74	73	-	-	-
73	KJ Choi	Korea	72	75	-	-	-
73	Ian Poulter	England	73	74	-	-	-
73	Paul McKechnie	Scotland	76	71	-	-	-
73	Oscar Floren	Sweden	73	74	-	-	-
73	Yoshinobu Tsukada	Japan	69	78	-	-	-
89	Brendon de Jonge	Zimbabwe	78	70	-	-	-
89	Cheng-Tsung Pan (A)	Taiwan	74	74	-	-	-
89	Boo Weekley	USA	69	79	-	-	-
89	Danny Willett	England	74	74	-	-	-
89	Miguel Angel Jimenez	Spain	75	73	-	-	-
89	Bubba Watson	USA	76	72	-	-	-
89	Billy Horschel	USA	73	75	-	-	-
89	Ryo Ishikawa	Japan	74	74	-	-	-
89	John Daly	USA	77	71	-	-	-
89	Ross Fisher	England	74	74	-	-	-
89	Paul Dunne (A)	Rep. of Ire.	75	73	-	-	-
89	Cameron Tringale	USA	74	74	-	-	-
89	Erik Compton	USA	71	77	-	-	-
89	Hyung Sung Kim	Korea	72	76	-	-	-
89	Fredrik Jacobson	Sweden	70	78	-	-	-
89	Ben Curtis	USA	74	74	-	-	-

POS	PLAYER	COUNTRY	R1	R2	R3	R4	TOTAL
89	Mikko Ilonen	Finland	70	78	-	-	-
89	Harris English	USA	72	76	-	-	-
89	Brett Rumford	Australia	75	73	-	-	-
89	John Singleton	England	78	70	-	-	-
89	Hyung Tae Kim	Korea	75	73	-	-	-
110	Scott Stallings	USA	75	74	-	-	-
110	Yusaku Miyazato	Japan	72	77	-	-	-
110	George McNeill	USA	76	73	-	-	-
110	Rhys Enoch	Wales	73	76	-	-	-
110	Patrick Reed	USA	78	71	-	-	-
110	Juvic Pagunsan	Philippines	76	73	-	-	-
116	Jonas Blixt	Sweden	75	75	-	-	-
116	Gonzalo Fernandez-Castano	Spain	74	76	-	-	-
116	Tommy Fleetwood	England	74	76	-	-	-
116	Matthew Baldwin	England	76	74	-	-	-
116	Anirban Lahiri	India	75	75	-	-	-
121	Victor Riu	France	74	77	-	-	-
121	YE Yang	Korea	75	76	-	-	-
121	Ashun Wu	China	75	76	-	-	-
121	JB Holmes	USA	74	77	-	-	-
121	Jamie Donaldson	Wales	79	72	-	-	-
121	Chesson Hadley	USA	79	72	-	-	-
121	Justin Walters	South Africa	77	74	-	-	-
121	Masanori Kobayashi	Japan	78	73	-	-	-
121	Berd Wiesberger	Austria	72	79	-	-	-
121	Todd Hamilton	USA	77	74	-	-	-
131	Tyrell Hatton	England	75	77	-	-	-
131	Pablo Larrazabal	Spain	75	77	-	-	-
131	Ernie Els	South Africa	79	73	-	-	-
131	Richard Sterne	South Africa	73	79	-	-	-
131	David Duval	USA	73	79	-	-	-
131	Padraig Harrington	Rep. of Ire.	74	78	-	-	-
137	Webb Simpson	USA	76	77	-	-	-
137	Sir Nick Faldo	England	76	77	-	-	-
137	Tomohiro Kondo	Japan	76	77	-	-	-
140	Brendan Steele	USA	74	80	-	-	-
140	Scott Jamieson	Scotland	77	77	-	-	-
140	Paul Lawrie	Scotland	79	75	-	-	-
143	Roberto Castro	USA	74	81	-	-	-
143	Russell Henley	USA	75	80	-	-	-
143	Jin Jeong	Korea	77	78	-	-	-
143	Bradley Neil (A)	Scotland	79	76	-	-	-
143	Christopher Hanson	England	81	74	-	-	-
148	Matthew Southgate	England	80	76	-	-	-
148	Chris Stroud	USA	79	77	-	-	-
148	Peter Uihlein	USA	77	79	-	-	-
151	Dong-Kyu Jang	Korea	78	79	-	-	-
151	Joost Luiten	Netherlands	81	76	-	-	-
151	Mark Wiebe	USA	79	78	-	-	-
154	Sandy Lyle	Scotland	82	84	-	-	-
155	Bryden Macpherson	Australia	90	80	-	-	-
156	Michael Hoey	N. Ireland	75	Wd	-	-	-



2013 – Muirfield

Date: 18-21 July 2013
 Champion: Phil Mickelson
 Total: 281
 Total score relative to par: -3
 Round scores: 69 74 72 66
 Total purse: £5,250,000
 First prize: £945,000
 Runner up: Henrik Stenson
 Silver medal (Amateur):
 Matthew Fitzpatrick
 Field: 156
 Cut/No. who advanced: 150/84

Leader each round
 Round 1: Zach Johnson 66
 Round 2: Miguel Angel Jimenez 139
 Round 3: Lee Westwood 210

Low score for each round
 Round 1: 66 Zach Johnson
 Round 2: 68 Lee Westwood, Charl Schwartzel
 Round 3: 68 Hunter Mahan, Sergio Garcia,
 Richard Sterne
 Final Round: 66 Phil Mickelson

POS	PLAYER	COUNTRY	R1	R2	R3	R4	TOTAL	POS	PLAYER	COUNTRY	R1	R2	R3	R4	TOTAL	POS	PLAYER	COUNTRY	R1	R2	R3	R4	TOTAL
1	Phil Mickelson	USA	69	74	72	66	281	44	Bo Van Pelt	USA	76	73	77	68	294	97	Justin Rose	England	75	77	-	-	-
2	Henrik Stenson	Sweden	70	70	74	70	284	54	Gonzalo Fernandez-Castano	Spain	70	79	73	73	295	97	Marc Warren	Scotland	72	80	-	-	-
3	Ian Poulter	England	72	71	75	67	285	54	Marcus Fraser	Australia	73	74	76	72	295	97	Nick Watney	USA	75	77	-	-	-
3	Adam Scott	Australia	71	72	70	72	285	54	Padraig Harrington	Rep. of Ire.	73	75	77	70	295	108	Robert Garrigus	USA	78	75	-	-	-
3	Lee Westwood	England	72	68	70	75	285	54	Carl Pettersson	Sweden	74	76	70	75	295	108	D A Points	USA	78	75	-	-	-
6	Zach Johnson	USA	66	75	73	72	286	58	Tom Lehman	USA	68	77	75	76	296	108	Garrick Porteous (A)	England	76	77	-	-	-
6	Hideki Matsuyama	Japan	71	73	72	70	286	58	Graeme McDowell	N. Ireland	75	71	73	77	296	108	John Senden	Australia	77	76	-	-	-
6	Tiger Woods	USA	69	71	72	74	286	58	Mark O'Meara	USA	67	78	77	74	296	108	Ben Stow (A)	England	76	77	-	-	-
9	Hunter Mahan	USA	72	72	68	75	287	58	Richie Ramsay	Scotland	76	74	72	74	296	108	Toru Taniguchi	Japan	78	75	-	-	-
9	Francesco Molinari	Italy	69	74	72	72	287	58	Johnson Wagner	USA	73	72	73	78	296	108	Tom Watson	USA	75	78	-	-	-
11	Angel Cabrera	Argentina	69	72	73	74	288	58	Boo Weekley	USA	74	76	71	75	296	108	Ashun Wu	China	76	77	-	-	-
11	Brandt Snedeker	USA	68	79	69	72	288	64	Gregory Bourdy	France	76	70	74	77	297	116	Rickie Fowler	USA	78	76	-	-	-
13	Miguel Angel Jimenez	Spain	68	71	77	73	289	64	Ben Curtis	USA	74	71	80	72	297	116	Billy Horschel	USA	74	80	-	-	-
13	Justin Leonard	USA	74	70	74	71	289	64	Ken Duke	USA	70	77	73	77	297	116	John Huh	USA	74	80	-	-	-
13	Keegan Bradley	USA	75	74	70	71	290	64	Bruce Grace	South Africa	74	71	77	75	297	116	Robert Karlsson	Sweden	77	77	-	-	-
15	Eduardo De La Riva	Spain	73	73	75	69	290	64	Webb Simpson	USA	73	70	77	77	297	116	David Lynn	England	79	75	-	-	-
15	Harris English	USA	74	71	75	70	290	64	Bernd Wiesberger	Austria	71	74	75	77	297	116	Gareth Maybin	N. Ireland	78	76	-	-	-
15	Matt Kuchar	USA	74	73	72	71	290	64	Chris Wood	England	75	75	75	72	297	116	Rory McIlroy	N. Ireland	79	75	-	-	-
15	Charl Schwartzel	South Africa	75	68	76	71	290	71	George Coetzee	South Africa	76	71	75	76	298	116	Thorbjorn Olesen	Denmark	78	76	-	-	-
15	Danny Willett	England	75	72	72	71	290	71	Gareth Wright	Wales	71	78	75	74	298	116	Vijay Singh	Fiji	77	77	-	-	-
21	Rafael Cabrera-Bello	Spain	67	74	76	74	291	73	Thomas Bjorn	Denmark	73	74	72	80	299	116	Scott Stallings	USA	76	78	-	-	-
21	Darren Clarke	N. Ireland	72	71	76	72	291	73	Todd Hamilton	USA	69	81	70	79	299	126	David Duval	USA	76	79	-	-	-
21	Stephen Gallacher	Scotland	76	70	76	69	291	73	Russell Henley	USA	78	71	75	75	299	126	Steven Jeffress	Australia	76	79	-	-	-
21	Sergio Garcia	Spain	75	73	68	75	291	73	Shiv Kapur	India	68	77	83	71	299	126	Kenichi Kuboya	Japan	76	79	-	-	-
21	Richard Sterne	South Africa	75	75	68	73	291	73	KT Kim	Korea	73	76	77	73	299	126	Darryn Lloyd	South Africa	79	76	-	-	-
26	Jonas Blixt	Sweden	72	78	73	69	292	73	Jimmy Mullen (A)	England	71	78	75	75	299	126	Richard McEvoy	England	73	82	-	-	-
26	Stewart Cink	USA	72	75	76	69	292	79	Mikko Ilonen	Finland	72	78	76	74	300	126	John Wade	Australia	74	81	-	-	-
26	Jason Dufner	USA	72	77	76	67	292	79	Peter Senior	Australia	74	76	73	77	300	132	Lucas Glover	USA	80	76	-	-	-
26	Ernie Els	South Africa	74	74	70	74	292	79	Kevin Streelman	USA	74	71	82	73	300	132	Tano Goya	Argentina	75	81	-	-	-
26	Paul Lawrie	Scotland	81	69	70	72	292	82	Josh Teater	USA	72	77	75	77	301	132	Scott Jamieson	Scotland	80	76	-	-	-
26	Steven Tilley	England	72	75	73	72	292	83	Graham DeLaet	Canada	76	72	76	79	303	132	Brendan Jones	Australia	78	78	-	-	-
32	Bud Cauley	USA	74	75	71	73	293	84	Sandy Lyle	Scotland	76	72	80	79	307	132	Brooks Koepka	USA	76	80	-	-	-
32	Fred Couples	USA	75	74	73	71	293	85	Thomas Aiken	South Africa	71	80	-	-	-	132	Brett Rumford	Australia	79	77	-	-	-
32	Jason Day	Australia	73	71	72	77	293	85	Nicolas Colsaerts	Belgium	75	76	-	-	-	132	Lloyd Saltman	Scotland	79	77	-	-	-
32	Jamie Donaldson	Wales	74	71	71	77	293	85	Oscar Floren	Sweden	74	77	-	-	-	132	Thaworn Wiratchant	Thailand	79	77	-	-	-
32	Oliver Fisher	England	70	78	77	68	293	85	Bill Haas	USA	77	74	-	-	-	140	Kiradech Aphibarnrat	Thailand	72	85	-	-	-
32	Thongchai Jaidee	Thailand	79	71	71	72	293	85	Marc Leishman	Australia	76	75	-	-	-	140	Brian Davis	England	80	77	-	-	-
32	Dustin Johnson	USA	68	72	76	77	293	85	George Murray	Scotland	76	75	-	-	-	140	Sir Nick Faldo	England	79	78	-	-	-
32	Martin Kaymer	Germany	72	74	72	75	293	85	Alvaro Quiros	Spain	77	74	-	-	-	140	Steven Fox (A)	USA	78	79	-	-	-
32	Shane Lowry	Rep. of Ire.	74	74	75	70	293	85	Marcel Siem	Germany	75	76	-	-	-	140	Matteo Manassero	Italy	76	81	-	-	-
32	Ryan Moore	USA	72	70	72	79	293	85	Kyle Stanley	USA	82	69	-	-	-	140	Daisuke Maruyama	Japan	78	79	-	-	-
32	Bubba Watson	USA	70	73	77	73	293	85	Michael Thompson	USA	72	79	-	-	-	146	Luke Guthrie	USA	78	80	-	-	-
32	YE Yang	Korea	78	70	73	72	293	85	Camilo Villegas	Colombia	72	79	-	-	-	147	Grant Forrest (A)	Scotland	73	86	-	-	-
44	Mark Brown	New Zealand	77	73	72	72	294	85	Jimmy Walker	USA	72	79	-	-	-	147	Makoto Inoue	Japan	83	76	-	-	-
44	KJ Choi	Korea	76	74	71	73	294	97	Mark Calcavecchia	USA	72	80	-	-	-	149	Scott Brown	USA	79	81	-	-	-
44	Tim Clark	South Africa	72	76	76	70	294	97	Stephen Dartnall	Australia	80	72	-	-	-	150	Tyrrell Hatton	England	82	79	-	-	-
44	Matthew Fitzpatrick (A)	England	73	76	73	72	294	97	Luke Donald	England	80	72	-	-	-	150	Satoshi Kodaira	Japan	80	81	-	-	-
44	Fredrik Jacobson	Sweden	72	75	75	72	294	97	Niclas Fasth	Sweden	77	75	-	-	-	150	Rhys Pugh (A)	Wales	84	77	-	-	-
44	Shingo Katayama	Japan	73	77	69	75	294	97	Hiroyuki Fujita	Japan	78	74	-	-	-	153	Scott Piercy	USA	74	88	-	-	-
44	Martin Laird	Scotland	70	71	81	72	294	97	Jim Furyk	USA	78	74	-	-	-	154	Alexander Noren	Sweden	83	Wd	-	-	-
44	Geoff Ogilvy	Australia	75	75	72	72	294	97	Justin Harding	South Africa	78	74	-	-	-	155	Peter Hanson	Sweden	NR	0	-	-	-
44	Jordan Spieth	USA	69	74	76	75	294	97	Hyung-Sung Kim	Korea	76	76	-	-	-	155	Louis Oosthuizen	South Africa	NR	0	-	-	-




2012 – Royal Lytham & St Annes

Date: 19-22 July 2012
 Champion: Ernie Els
 Total: 273
 Total score relative to par: -7
 Round Scores: 67 70 68 68
 Total Purse: £5,000,000
 First Prize: £900,000
 Runner Up: Adam Scott
 Field: 156
 Cut/No. who advanced: 143/83

Leader each round
 Round 1: Adam Scott 64
 Round 2: Brandt Snedeker 130
 Round 3: Adam Scott 199

Low score for each round
 Round 1: 64 Adam Scott
 Round 2: 64 Brandt Snedeker
 Round 3: 66 Zach Johnson
 Final Round: 65 Nicolas Colsaerts



POS	PLAYER	COUNTRY	R1	R2	R3	R4	TOTAL
1	Ernie Els	South Africa	67	70	68	68	273
2	Adam Scott	Australia	64	67	68	75	274
3	Brandt Snedeker	USA	66	64	73	74	277
3	Tiger Woods	USA	67	67	70	73	277
5	Luke Donald	England	70	68	71	69	278
5	Graeme McDowell	N. Ireland	67	69	67	75	278
7	Thomas Aiken	South Africa	68	68	71	72	279
7	Nicolas Colsaerts	Belgium	65	77	72	65	279
9	Mark Calcavecchia	USA	71	68	69	72	280
9	Miguel Angel Jimenez	Spain	71	69	73	67	280
9	Dustin Johnson	USA	73	68	68	71	280
9	Zach Johnson	USA	65	74	66	75	280
9	Matt Kuchar	USA	69	67	72	72	280
9	Alexander Noren	Sweden	71	71	69	69	280
9	Geoff Ogilvy	Australia	72	68	73	67	280
9	Thorbjorn Olesen	Denmark	69	66	71	74	280
9	Ian Poulter	England	71	69	73	67	280
9	Vijay Singh	Fiji	70	72	68	70	280
19	Steven Alker	New Zealand	69	69	72	71	281
19	Bill Haas	USA	71	68	68	74	281
19	Hunter Mahan	USA	70	71	70	70	281
19	Louis Oosthuizen	South Africa	72	68	68	73	281
23	Matthew Baldwin	England	69	73	69	71	282
23	Simon Dyson	England	72	67	73	70	282
23	Peter Hanson	Sweden	67	72	72	71	282
23	James Morrison	England	68	70	72	72	282
23	Carl Pettersson	Sweden	71	68	73	70	282
23	Steve Stricker	USA	67	71	73	71	282
23	Nick Watney	USA	71	70	69	72	282
23	Bubba Watson	USA	67	73	68	74	282
31	Jason Dufner	USA	70	66	73	74	283
31	Rickie Fowler	USA	71	72	70	70	283
31	Anirban Lahiri	India	68	72	70	73	283
34	Keegan Bradley	USA	71	72	68	73	284
34	Jim Furyk	USA	72	70	71	71	284
34	Paul Lawrie	Scotland	65	71	76	72	284
34	John Senden	Australia	70	71	75	68	284
34	Gary Woodland	USA	73	70	71	71	284
39	KJ Choi	Korea	70	73	71	71	285
39	Padraig Harrington	Rep. of Ire.	70	72	70	73	285
39	Troy Matteson	USA	70	72	71	72	285
39	Francesco Molinari	Italy	69	72	71	73	285
39	Kyle Stanley	USA	70	69	70	76	285
39	Richard Sterne	South Africa	69	73	73	70	285
45	Greg Chalmers	Australia	71	68	71	76	286
45	Rafa Echenique	Argentina	73	69	71	73	286
45	Bob Estes	USA	69	72	74	71	286
45	Ross Fisher	England	72	71	74	69	286
45	Justin Hicks	USA	68	74	69	75	286
45	Simon Khan	England	70	69	71	76	286
45	Pablo Larrazabal	Spain	73	70	71	72	286
45	Joost Luiten	Netherlands	73	70	69	74	286

POS	PLAYER	COUNTRY	R1	R2	R3	R4	TOTAL
45	Lee Westwood	England	73	70	71	72	286
54	Thomas Bjorn	Denmark	70	69	72	76	287
54	Harris English	USA	71	71	70	75	287
54	Gonzalo Fernandez-Castano	Spain	71	71	72	73	287
54	Yoshinori Fujimoto	Japan	71	70	73	73	287
54	Fredrik Jacobson	Sweden	69	73	73	72	287
54	Greg Owen	England	71	71	71	74	287
60	Rory Donaldson	Wales	68	72	72	76	288
60	Rory McIlroy	N. Ireland	67	75	73	73	288
60	Ted Potter Jr	USA	69	71	74	74	288
60	Dale Whitnell	England	71	69	72	76	288
64	Sang-Moon Bae	Korea	72	71	71	75	289
64	Retief Goosen	South Africa	70	70	75	74	289
64	Charles Howell III	USA	72	71	74	72	289
64	Garth Mulroy	South Africa	71	69	72	77	289
64	Lee Slattery	England	69	72	75	73	289
69	Aaron Baddeley	Australia	71	71	74	74	290
69	Adilson Da Silva	Brazil	69	74	71	76	290
69	Jeev Milkha Singh	India	70	71	76	73	290
72	Chad Campbell	USA	73	70	74	74	291
72	Brendan Jones	Australia	69	74	72	76	291
72	Martin Laird	Scotland	70	69	82	70	291
72	Toshinori Muto	Japan	67	72	74	78	291
72	Juvic Pagunsan	Philippines	71	72	73	75	291
77	Warren Bennett	England	71	70	75	76	292
77	Branden Grace	South Africa	73	69	71	79	292
77	Thongchai Jaidee	Thailand	69	71	74	78	292
77	Tom Watson	USA	71	72	76	73	292
81	Rafael Cabrera-Bello	Spain	70	71	76	77	294
81	John Daly	USA	72	71	77	74	294
83	Andres Romero	Argentina	70	69	77	82	298
84	George Coetzee	South Africa	74	70	-	-	-
84	Nicholas Cullen	Australia	73	71	-	-	-
84	Marcus Fraser	Australia	71	73	-	-	-
84	Sergio Garcia	Spain	72	72	-	-	-
84	Anders Hansen	Denmark	68	76	-	-	-
84	Raphael Jacquelin	France	72	72	-	-	-
84	Jbe Kruger	South Africa	68	76	-	-	-
84	Marc Leishman	Australia	69	75	-	-	-
84	Koumei Oda	Japan	72	72	-	-	-
84	Richie Ramsay	Scotland	71	73	-	-	-
84	Justin Rose	England	74	70	-	-	-
84	Charl Schwartzel	South Africa	69	75	-	-	-
84	Marcel Siem	Germany	74	70	-	-	-
84	Steven Tiley	England	72	72	-	-	-
84	Aaron Townsend	Australia	70	74	-	-	-
84	Mark Wilson	USA	72	72	-	-	-
84	YE Yang	Korea	74	70	-	-	-
101	Stewart Cink	USA	72	73	-	-	-
101	David Duval	USA	74	71	-	-	-
101	Gregory Havret	France	73	72	-	-	-
101	KT Kim	South Korea	75	70	-	-	-

POS	PLAYER	COUNTRY	R1	R2	R3	R4	TOTAL
101	Tom Lehman	USA	73	72	-	-	-
101	Morton Orum Madsen	Denmark	74	71	-	-	-
101	Scott Pinckney	USA	68	77	-	-	-
101	Bo Van Pelt	USA	71	74	-	-	-
109	Jonathan Byrd	USA	74	72	-	-	-
109	Alejandro Canizares	Spain	74	72	-	-	-
109	Alan Dunbar (A)	N. Ireland	75	71	-	-	-
109	Ashley Hall	Australia	71	75	-	-	-
109	Todd Hamilton	USA	72	74	-	-	-
109	Ryo Ishikawa	Japan	74	72	-	-	-
109	Martin Kaymer	Germany	77	69	-	-	-
109	Barry Lane	England	73	73	-	-	-
109	Sandy Lyle	Scotland	74	72	-	-	-
109	Steven O'Hara	Scotland	74	72	-	-	-
109	Sam Walker	England	76	70	-	-	-
120	Robert Allenby	Australia	75	72	-	-	-
120	Stephen Ames	Canada	74	73	-	-	-
120	Daniel Chopra	Sweden	73	74	-	-	-
120	Darren Clarke	N. Ireland	76	71	-	-	-
120	Toru Taniguchi	Japan	72	75	-	-	-
120	Michael Thompson	USA	74	73	-	-	-
126	Hiroyuki Fujita	Japan	76	72	-	-	-
126	Andrew Georgiou	South Africa	74	74	-	-	-
126	Lucas Glover	USA	72	76	-	-	-
126	John Huh	USA	75	73	-	-	-
126	Troy Kelly	USA	72	76	-	-	-
126	Brad Kennedy	Australia	75	73	-	-	-
126	Justin Leonard	USA	75	73	-	-	-
126	Tadahiro Takayama	Japan	77	71	-	-	-
134	Ben Curtis	USA	75	74	-	-	-
134	Trevor Immelman	South Africa	74	75	-	-	-
134	Alvaro Quiros	Spain	74	75	-	-	-
134	Chez Reavie	USA	74	75	-	-	-
134	Robert Rock	England	78	71	-	-	-
134	Johnson Wagner	USA	73	76	-	-	-
140	Tim Clark	South Africa	76	74	-	-	-
140	Kodai Ichihara	Japan	77	73	-	-	-
140	Davis Love III	USA	71	79	-	-	-
140	Prayad Marksaeng	Thailand	75	75	-	-	-
140	Kevin Na	USA	73	77	-	-	-
145	Paul Casey	England	72	79	-	-	-
145	Phil Mickelson	USA	73	78	-	-	-
145	Elliot Saltman	Scotland	76	75	-	-	-
148	Angel Cabrera	Argentina	71	81	-	-	-
148	James Driscoll	USA	76	76	-	-	-
150	Paul Broadhurst	England	75	78	-	-	-
150	Richard Finch	England	74	79	-	-	-
152	Michael Hoey	N. Ireland	79	75	-	-	-
153	Grant Veenstra	South Africa	77	79	-	-	-
154	Manuel Trappel (A)	Austria	74	83	-	-	-
155	Ian Keenan	England	76	83	-	-	-
156	Mardan Mamat	Singapore	77	DQ	-	-	-



2011 – Royal St George's

Date: 14-17 July 2011
 Champion: Darren Clarke
 Total: 275
 Total score relative to par: -5
 Round Scores: 68 68 69 70
 Total Purse: £5,000,000
 First Prize: £900,000
 Runner Up: Dustin Johnson,
 Phil Mickelson
 Silver Medal (Amateur): Tom Lewis
 Field: 156
 Cut/No. who advanced: 143/71

Leader each round
 Round 1: Thomas Bjorn, Tom Lewis (A) 65
 Round 2: Darren Clarke, Lucas Glover 136
 Round 3: Darren Clarke 205

Low score for each round
 Round 1: 65 Thomas Bjorn, Tom Lewis (A)
 Round 2: 67 Raphael Jacquelin, Charl Schwartzel, Tom Lehman
 Round 3: 68 Dustin Johnson, Rickie Fowler
 Final Round: 68 Phil Mickelson, Sergio Garcia

POS	PLAYER	COUNTRY	R1	R2	R3	R4	TOTAL	POS	PLAYER	COUNTRY	R1	R2	R3	R4	TOTAL	POS	PLAYER	COUNTRY	R1	R2	R3	R4	TOTAL
1	Darren Clarke	N. Ireland	68	68	69	70	275	48	Richard McEvoy	England	69	72	75	76	292	101	Charley Hoffman	USA	72	75	-	-	-
2	Phil Mickelson	USA	70	69	71	68	278	54	Paul Casey	England	74	69	78	72	293	101	Martin Laird	Scotland	72	75	-	-	-
2	Dustin Johnson	USA	70	68	68	72	278	54	Rory Sabbatini	South Africa	71	70	77	75	293	101	Geoff Ogilvy	Australia	74	73	-	-	-
4	Thomas Bjorn	Denmark	65	72	71	71	279	54	Louis Oosthuizen	South Africa	72	70	74	77	293	101	Ian Poulter	England	69	78	-	-	-
5	Chad Campbell	USA	69	68	74	69	280	57	Bill Haas	USA	72	70	79	73	294	101	Thorbjorn Olesen	Denmark	73	74	-	-	-
5	Anthony Kim	USA	72	68	70	70	280	57	Gregory Havret	France	72	71	78	73	294	110	Lucas Bjerregaard (A)	Denmark	73	75	-	-	-
5	Rickie Fowler	USA	70	70	68	72	280	57	Ricky Barnes	USA	68	74	78	74	294	110	Bernhard Langer	Germany	75	73	-	-	-
8	Raphael Jacquelin	France	74	67	71	69	281	57	Fredrik Andersson Hed	Sweden	68	75	77	74	294	110	Tadahiro Takayama	Japan	70	78	-	-	-
9	Sergio Garcia	Spain	70	70	74	68	282	57	Stephen Gallacher	Scotland	70	71	77	76	294	110	SM Bae	Korea	72	76	-	-	-
9	Simon Dyson	England	68	72	72	70	282	57	Bo Van Pelt	USA	73	69	73	79	294	110	Robert Garrigus	USA	74	74	-	-	-
9	Davis Love III	USA	70	68	72	72	282	63	Joost Millar	Australia	71	72	80	73	296	110	Mark Calcavecchia	USA	69	79	-	-	-
12	Steve Stricker	USA	69	71	72	71	283	63	Matteo Luiten	Netherlands	73	69	79	75	296	110	Francesco Molinari	Italy	73	75	-	-	-
12	Martin Kaymer	Germany	68	69	73	73	283	63	Mark Wilson	USA	74	68	75	79	296	110	Tetsuji Hiratsuka	Japan	75	73	-	-	-
12	Lucas Glover	USA	66	70	73	74	283	66	Paul Lawrie	Scotland	73	70	81	73	297	110	Ernie Els	South Africa	72	76	-	-	-
15	George Coetzee	South Africa	69	69	72	74	284	66	Edoardo Molinari	Italy	69	74	76	78	297	119	Sandy Lyle	Scotland	73	76	-	-	-
16	Richard Green	Australia	70	71	73	71	285	68	Henrik Stenson	Sweden	72	71	75	80	298	119	Jonathan Byrd	USA	75	74	-	-	-
16	Charl Schwartzel	South Africa	71	67	75	72	285	69	Harrison Frazar	USA	72	70	77	80	299	119	Kurt Barnes	Australia	68	81	-	-	-
16	YE Yang	Korea	71	69	73	72	285	70	Kenneth Ferrie	England	71	71	76	83	301	119	Brad Kennedy	Australia	77	72	-	-	-
16	Fredrik Jacobson	Sweden	70	70	73	72	285	71	Jung-Gon Hwang	Korea	68	74	83	79	304	119	Kevin Na	USA	74	75	-	-	-
16	Webb Simpson	USA	66	74	72	73	285	72	Thomas Aiken	South Africa	74	70	-	-	-	119	Mark Laskey	Wales	73	76	-	-	-
16	Zach Johnson	USA	72	68	71	74	285	72	Bryden Macpherson (A)	Australia	71	73	-	-	-	125	Scott Jamieson	Scotland	75	75	-	-	-
22	Tom Watson	USA	72	70	72	72	286	72	Pdraig Harrington	Rep. of Ire.	73	71	-	-	-	125	Steve Marino	USA	74	76	-	-	-
22	Tom Lehman	USA	71	67	73	75	286	72	Lee Westwood	England	71	73	-	-	-	125	Nathan Green	Australia	74	76	-	-	-
22	Anders Hansen	Denmark	69	69	72	76	286	72	JB Holmes	USA	69	75	-	-	-	125	Aaron Baddeley	Australia	77	73	-	-	-
25	Rory McIlroy	N. Ireland	71	69	74	73	287	72	Alejandro Canizares	Spain	73	71	-	-	-	125	Thomas Shadbolt	England	74	76	-	-	-
25	Adam Scott	Australia	69	70	73	75	287	72	Justin Leonard	USA	70	74	-	-	-	125	Simon Lilly	England	74	76	-	-	-
25	Miguel Angel Jimenez	Spain	66	71	72	78	287	72	Ben Crane	USA	71	73	-	-	-	125	Chris Tidland	USA	77	73	-	-	-
28	Ryan Moore	USA	69	74	76	69	288	72	Danny Willett	England	69	75	-	-	-	132	Matt Kuchar	USA	74	77	-	-	-
28	Charles Howell III	USA	71	70	73	74	288	72	Graeme Storm	England	70	74	-	-	-	132	Chih-Bing Lam	Singapore	76	75	-	-	-
30	Stewart Cink	USA	70	71	77	71	289	72	Hunter Mahan	USA	75	69	-	-	-	132	Thongchai Jaidee	Thailand	75	76	-	-	-
30	Jason Day	Australia	71	70	76	72	289	72	Ross Fisher	England	71	73	-	-	-	132	Hirofumi Fujita	Japan	75	76	-	-	-
30	Gary Woodland	USA	75	68	74	72	289	72	Peter Hanson	Sweden	73	71	-	-	-	132	Ben Curtis	USA	77	74	-	-	-
30	Seung-Yul Noh	Korea	69	72	75	73	289	72	Sean O'Hair	USA	73	71	-	-	-	132	Brian Davis	England	75	76	-	-	-
30	Tom Lewis (A)	England	65	74	76	74	289	72	Rick Kulacz	Australia	74	70	-	-	-	138	Mark O'Meara	USA	76	76	-	-	-
30	Bubba Watson	USA	69	72	74	74	289	87	Peter Whiteford	Scotland	70	75	-	-	-	138	KT Kim	Korea	75	77	-	-	-
30	Pablo Larrazabal	Spain	68	70	76	75	289	87	Brandt Snedeker	USA	75	70	-	-	-	138	Bob Estes	USA	74	78	-	-	-
30	Ryan Palmer	USA	68	71	72	78	289	87	Graeme McDowell	N. Ireland	68	77	-	-	-	141	Adam Wootton	England	71	82	-	-	-
38	Simon Khan	England	71	72	77	70	290	87	Nick Watney	USA	74	71	-	-	-	141	Andrew Johnston	England	74	79	-	-	-
38	Jeff Overton	USA	68	71	78	73	290	87	Matteo Manassero	Italy	73	72	-	-	-	141	Jerry Kelly	USA	74	79	-	-	-
38	Gary Boyd	England	71	70	76	73	290	87	Camilo Villegas	Columbia	71	74	-	-	-	141	Prayad Marksang	Thailand	76	77	-	-	-
38	Yuta Ikeda	Japan	69	71	75	75	290	87	Alexander Noren	Sweden	69	76	-	-	-	141	Rhys Davies	Wales	75	78	-	-	-
38	Robert Rock	England	69	71	74	76	290	94	Robert Karlsson	Sweden	72	74	-	-	-	141	Francis McGuirk	England	77	76	-	-	-
38	Trevor Immelman	South Africa	70	72	72	76	290	94	Angel Cabrera	Argentina	72	74	-	-	-	147	Andy Smith	England	81	73	-	-	-
44	Spencer Levin	USA	72	69	81	69	291	94	Luke Donald	England	71	75	-	-	-	147	Alvaro Quiros	Spain	75	79	-	-	-
44	Justin Rose	England	72	70	79	70	291	94	John Daly	USA	72	74	-	-	-	147	Ryo Ishikawa	Japan	74	80	-	-	-
44	KJ Choi	Korea	71	72	75	73	291	94	Jason Dufner	USA	74	72	-	-	-	150	Hiroo Kawai	Japan	75	80	-	-	-
44	Kyle Stanley	USA	68	72	77	74	291	94	Kevin Streelman	USA	76	70	-	-	-	150	David Duval	USA	78	77	-	-	-
48	Gregory Bourdy	France	73	70	77	72	292	94	Neil Schietekat	South Africa	73	73	-	-	-	152	Todd Hamilton	USA	77	79	-	-	-
48	Floris De Vries	Netherlands	70	73	76	73	292	101	Prom Meesawat	Thailand	72	75	-	-	-	153	Markus Brier	Austria	77	80	-	-	-
48	Jim Furyk	USA	72	70	76	74	292	101	Martin Maritz	South Africa	73	74	-	-	-	154	Simon Edwards	Wales	82	79	-	-	-
48	Peter Uihlein (A)	USA	71	71	75	75	292	101	Lee Corfield	England	72	75	-	-	-	155	Craig Hinton (A)	England	82	87	-	-	-
48	Robert Allenby	Australia	69	72	75	76	292	101	Jason Knutzon	USA	75	72	-	-	-	156	Retief Goosen	South Africa	76	Wd	-	-	-




2010 – St Andrews

Date: 15-18 July 2010
 Champion: Louis Oosthuizen
 Total: 272
 Total score relative to par: -16
 Round Scores: 65 67 69 71
 Total Purse: £4,800,000
 First Prize: £850,000
 Runner Up: Lee Westwood
 Silver Medal (Amateur): Jin Jeong
 Field: 156
 Cut/No. who advanced: 146/77

Leader each round
 Round 1: Rory McIlroy 63
 Round 2: Louis Oosthuizen 132
 Round 3: Louis Oosthuizen 201

Low score for each round
 Round 1: 63 Rory McIlroy
 Round 2: 67 Louis Oosthuizen, Rickie Fowler,
 Miguel Angel Jimenez, Mark Calcavecchia
 Round 3: 67 Henrik Stenson, Paul Casey, Robert Rock
 Final Round: 67 Alvaro Quiros, Rickie Fowler



POS	PLAYER	COUNTRY	R1	R2	R3	R4	TOTAL
1	Louis Oosthuizen	South Africa	65	67	69	71	272
2	Lee Westwood	England	67	71	71	70	279
3	Rory McIlroy	N. Ireland	63	80	69	68	280
3	Henrik Stenson	Sweden	68	74	67	71	280
3	Paul Casey	England	69	69	67	75	280
6	Retief Goosen	South Africa	69	70	72	70	281
7	Robert Rock	England	68	78	67	69	282
7	Sean O'Hair	USA	67	72	72	71	282
7	Nick Watney	USA	67	73	71	71	282
7	Martin Kaymer	Germany	69	71	68	74	282
11	Alvaro Quiros	Spain	72	70	74	67	283
11	Jeff Overton	USA	73	69	72	69	283
11	Luke Donald	England	73	72	69	69	283
14	Rickie Fowler	USA	79	67	71	67	284
14	Tom Lehman	USA	71	68	75	70	284
14	Charl Schwartzel	South Africa	71	75	68	70	284
14	Ignacio Garrido	Spain	69	71	73	71	284
14	Jin Jeong (A)	Korea	68	70	74	72	284
14	Robert Karlsson	Sweden	69	71	72	72	284
14	Sergio Garcia	Spain	71	71	70	72	284
14	JB Holmes	USA	70	72	70	72	284
14	Dustin Johnson	USA	69	72	69	74	284
23	Trevor Immelman	South Africa	68	74	75	68	285
23	Graeme McDowell	N. Ireland	71	68	76	70	285
23	Stephen Gallacher	Scotland	71	73	70	71	285
23	Tiger Woods	USA	67	73	73	72	285
27	Edoardo Molinari	Italy	69	76	73	68	286
27	Matt Kuchar	USA	72	74	71	69	286
27	Ryo Ishikawa	Japan	68	73	75	70	286
27	Bradley Dredge	Wales	66	76	74	70	286
27	Marcel Siem	Germany	67	75	74	70	286
27	Robert Allenby	Australia	69	75	71	71	286
27	Adam Scott	Australia	72	70	72	72	286
27	Kevin Na	USA	70	74	70	72	286
27	Miguel Angel Jimenez	Spain	72	67	74	73	286
27	Alejandro Canizares	Spain	67	71	71	77	286
37	Vijay Singh	Fiji	68	73	76	70	287
37	Colm Moriarty	Rep. of Ire.	72	73	72	70	287
37	Hunter Mahan	USA	69	76	71	71	287
37	Soren Kjeldsen	Denmark	72	74	70	71	287
37	Peter Hanson	Sweden	66	73	74	74	287
37	Ross Fisher	England	68	77	68	74	287
37	Shane Lowry	Rep. of Ire.	68	73	71	75	287
44	Darren Clarke	N. Ireland	70	70	77	71	288
44	Bo Van Pelt	USA	69	72	73	74	288
44	Camilo Villegas	Columbia	68	75	70	75	288
44	Ricky Barnes	USA	68	71	72	77	288
48	John Senden	Australia	68	76	73	72	289
48	Simon Dyson	England	69	75	73	72	289
48	KT Kim	Korea	70	74	73	72	289
48	John Daly	USA	66	76	74	73	289
48	Stewart Cink	USA	70	74	71	74	289

POS	PLAYER	COUNTRY	R1	R2	R3	R4	TOTAL
48	Phil Mickelson	USA	73	71	70	75	289
48	Lucas Glover	USA	67	76	70	76	289
55	Danny Chia	Malaysia	69	77	74	70	290
55	Simon Khan	England	74	69	73	74	290
55	Zane Scotland	England	70	74	72	74	290
55	Steve Stricker	USA	71	74	71	74	290
55	Steve Marino	USA	69	76	69	76	290
60	Ian Poulter	England	71	73	76	71	291
60	Jason Day	Australia	71	74	75	71	291
60	Peter Senior	Australia	73	71	74	73	291
60	Heath Slocum	USA	71	74	73	73	291
60	Toru Taniguchi	Japan	70	70	77	74	291
60	YE Yang	Korea	67	74	76	74	291
60	Tom Pernice Jr	USA	72	74	71	74	291
60	Marc Leishman	Australia	73	71	72	75	291
68	Colin Montgomerie	Scotland	74	71	74	73	292
68	Hirofumi Miyase	Japan	71	75	73	73	292
68	Steven Tiley	England	66	79	73	74	292
68	Fredrik Andersson Hed	Sweden	67	74	73	78	292
72	Andrew Coltart	Scotland	66	77	74	76	293
73	Mark Calcavecchia	USA	70	67	77	80	294
73	Richard S Johnson	Sweden	73	73	76	73	295
74	Thomas Aiken	South Africa	71	73	77	74	295
76	Zach Johnson	USA	72	74	74	76	296
76	Scott Verplank	USA	72	73	74	77	296
78	Thomas Bjorn	Denmark	70	77	-	-	-
78	Eric Chun (A)	Korea	71	76	-	-	-
78	Gregory Havret	France	73	74	-	-	-
78	Mark O'Meara	USA	69	78	-	-	-
78	Justin Rose	England	70	77	-	-	-
78	Bubba Watson	USA	74	73	-	-	-
78	Tom Whitehouse	England	73	74	-	-	-
78	Oliver Wilson	England	68	79	-	-	-
86	Ben Crane	USA	72	76	-	-	-
86	Rhys Davies	Wales	73	75	-	-	-
86	Ernie Els	South Africa	69	79	-	-	-
86	Gonzalo Fernandez-Castano	Spain	72	76	-	-	-
86	Tano Goya	Argentina	70	78	-	-	-
86	Gareth Maybin	N. Ireland	72	76	-	-	-
86	Ross McGowan	England	68	80	-	-	-
86	Seung-Yul Noh	Korea	72	76	-	-	-
86	Ryuichi Oda	Japan	76	72	-	-	-
86	Tom Watson	USA	73	75	-	-	-
86	Mike Weir	Canada	73	75	-	-	-
97	Jason Bohn	USA	75	74	-	-	-
97	Angel Cabrera	Argentina	73	76	-	-	-
97	Ben Curtis	USA	76	73	-	-	-
97	Todd Hamilton	USA	72	77	-	-	-
97	Davis Love III	USA	73	76	-	-	-
97	D A Points	USA	72	77	-	-	-
97	Michael Sim	Australia	72	77	-	-	-
97	Chris Wood	England	70	79	-	-	-

POS	PLAYER	COUNTRY	R1	R2	R3	R4	TOTAL
105	KJ Choi	Korea	76	74	-	-	-
105	Hirofumi Fujita	Japan	75	75	-	-	-
105	Jim Furyk	USA	77	73	-	-	-
105	Paul Goydos	USA	74	76	-	-	-
105	Bill Haas	USA	73	77	-	-	-
105	Pdraig Harrington	Rep. of Ire.	73	77	-	-	-
105	Yuta Ikeda	Japan	72	78	-	-	-
105	Justin Leonard	USA	76	74	-	-	-
105	Koumei Oda	Japan	74	76	-	-	-
105	Geoff Ogilvy	Australia	72	78	-	-	-
105	Kenny Perry	USA	71	79	-	-	-
116	Byeong-Hun An (A)	Korea	72	79	-	-	-
116	Phillip Archer	England	75	76	-	-	-
116	Tim Clark	South Africa	71	80	-	-	-
116	Anders Hansen	Denmark	77	74	-	-	-
116	Soren Hansen	Denmark	72	79	-	-	-
116	Jean Hugo	South Africa	76	75	-	-	-
116	Paul Lawrie	Scotland	69	82	-	-	-
116	Sandy Lyle	Scotland	75	76	-	-	-
116	Francesco Molinari	Italy	74	77	-	-	-
116	Tim Petrovic	USA	71	80	-	-	-
116	Loren Roberts	USA	73	78	-	-	-
127	Jamie Abbott (A)	England	73	79	-	-	-
127	Kurt Barnes	Australia	75	77	-	-	-
127	Joshua Cunliffe	South Africa	75	77	-	-	-
127	Darren Fichardt	South Africa	74	78	-	-	-
127	Thongchai Jaidee	Thailand	75	77	-	-	-
127	Shunsuke Sonoda	Japan	74	78	-	-	-
127	Paul Streeter	England	76	76	-	-	-
134	Victor Dubuisson (A)	France	80	73	-	-	-
134	Nick Faldo	England	72	81	-	-	-
134	Mathew Goggin	Australia	74	79	-	-	-
134	Katsumasa Miyamoto	Japan	77	76	-	-	-
134	Alexander Noren	Sweden	73	80	-	-	-
139	Mark F Haastrop	Denmark	72	82	-	-	-
139	Jerry Kelly	USA	79	75	-	-	-
139	Thomas Levet	France	73	81	-	-	-
139	Ryan Moore	USA	70	84	-	-	-
143	Jason Dufner	USA	73	82	-	-	-
143	David Duval	USA	77	78	-	-	-
143	Brian Gay	USA	72	83	-	-	-
143	Tyrrell Hatton (A)	England	78	77	-	-	-
143	Jose Manuel Lara	Spain	80	75	-	-	-
143	George McNeill	USA	78	77	-	-	-
143	Jae-Bum Park	Korea	76	79	-	-	-
143	Cameron Percy	Australia	76	79	-	-	-
151	Gary Clark	England	79	77	-	-	-
152	Glen Day	USA	78	79	-	-	-
152	Martin Laird	Scotland	74	83	-	-	-
154	Ewan Porter	Australia	81	78	-	-	-
155	Laurie Canter (A)	England	81	79	-	-	-
156	Simon Edwards	Wales	79	86	-	-	-

Louis Oosthuizen wins by seven strokes

Unheralded the 27-year-old South African may have been, with just one European Tour victory the previous March, Louis Oosthuizen had learnt to cope with turbulent seaside weather growing up in Mossel Bay.

That helped no end as he won the 150th Anniversary Open by seven strokes – only Tiger Woods with an eight-stroke victory on the Old Course in 2000 had won by more since 1913.

Sadly, the pre-event Champions' Challenge had to be cancelled due to torrential rain with the prize fund of £50,000 donated to

the Seve Ballesteros Foundation. Thursday's weather was the best of the week and Rory McIlroy took advantage by returning a 63, equalling the Major Championship record. It was the second 63 recorded at St Andrews, the eighth in all Opens but the first in an opening round. He led by two from Oosthuizen.

With high winds causing a suspension in play on Friday afternoon, McIlroy was blown off course with an 80. Oosthuizen was out in the second group of the day when it was not quite so windy, but breezy and rainy instead. His 67 was the joint-best of the day and gave him a five-stroke lead over

50-year-old former Champion Mark Calcavecchia.

Being the front-runner over the weekend did not faze the South African at all. His lead was four going into the last round and although he was rarely in need of any dramatics, he holed a 45-footer on the ninth for an eagle to quell any nerves. Paul Casey found a bush at the 12th and took a double bogey so Lee Westwood finished as runner-up. Oosthuizen became the fourth South African to win The Open after Bobby Locke, Gary Player and Ernie Els and achieved his victory on Nelson Mandela's 92nd birthday.



Louis Oosthuizen admires the Claret Jug



2009 – Turnberry

Date: 16-19 July 2009

Champion: Stewart Cink

Total: 278

Total score relative to par: -2

Round Scores: 66 72 71 69

Total Purse: £4,200,000

First Prize: £750,000

Runner Up: Tom Watson

Silver Medal (Amateur): Matteo Manassero

Field: 156

Cut/No. who advanced: 144/73

Leader each round

Round 1: Miguel Angel Jimenez 64

Round 2: Tom Watson, Steve Marino 135

Round 3: Tom Watson 206

Low score for each round

Round 1: 64 Miguel Angel Jimenez

Round 2: 67 Daniel Gaunt

Round 3: 67 Bryce Molder

Final Round: 67 Chris Wood, Luke Donald,
Soren Hansen, Jeff Overton, Andres Romero



POS	PLAYER	COUNTRY	R1	R2	R3	R4	TOTAL
1	Stewart Cink	USA	66	72	71	69	278
2	Tom Watson	USA	65	70	71	72	278
3	Lee Westwood	England	68	70	70	71	279
3	Chris Wood	England	70	70	72	67	279
5	Luke Donald	England	71	72	70	67	280
5	Mathew Goggin	Australia	66	72	69	73	280
5	Retief Goosen	South Africa	67	70	71	72	280
8	Thomas Aiken	South Africa	71	72	69	69	281
8	Ernie Els	South Africa	69	72	72	68	281
8	Soren Hansen	Denmark	68	72	74	67	281
8	Richard S Johnson	Sweden	70	72	69	70	281
8	Justin Leonard	USA	70	70	73	68	281
13	Ross Fisher	England	69	68	70	75	282
13	Thongchai Jaidee	Thailand	69	72	69	72	282
13	Miguel Angel Jimenez	Spain	64	73	76	69	282
13	Matteo Manassero (A)	Italy	71	70	72	69	282
13	Francesco Molinari	Italy	71	70	71	70	282
13	Jeff Overton	USA	70	69	76	67	282
13	Andres Romero	Argentina	68	74	73	67	282
13	Justin Rose	England	69	72	71	70	282
13	Henrik Stenson	Sweden	71	70	71	70	282
13	Camilo Villegas	Columbia	66	73	73	70	282
13	Boo Weekley	USA	67	72	72	71	282
24	Angel Cabrera	Argentina	69	70	72	72	283
24	Peter Hanson	Sweden	70	71	72	70	283
24	Oliver Wilson	England	72	70	71	70	283
27	Mark Calcavecchia	USA	67	69	77	71	284
27	John Daly	USA	68	72	72	72	284
27	James Kingston	South Africa	67	71	74	72	284
27	Soren Kjeldsen	Denmark	68	76	71	69	284
27	Kenichi Kuboya	Japan	65	72	75	72	284
27	Davis Love III	USA	69	73	73	69	284
27	Nick Watney	USA	71	72	71	70	284
34	Jim Furyk	USA	67	72	70	76	285
34	Martin Kaymer	Germany	69	70	74	72	285
34	Graeme McDowell	N. Ireland	68	73	71	73	285
34	Richard Sterne	South Africa	67	73	75	70	285
38	Nick Dougherty	England	70	70	73	73	286
38	Sergio Garcia	Spain	70	69	76	71	286
38	Thomas Levet	France	71	73	71	71	286
38	Steve Marino	USA	67	68	76	75	286
38	Vijay Singh	Fiji	67	70	75	74	286
43	Branden Grace	South Africa	67	72	73	75	287
43	Paul McGinley	Rep. of Ire.	71	71	70	75	287
43	Bryce Molder	USA	70	73	67	77	287
43	Anthony Wall	England	68	72	75	72	287
47	Paul Casey	England	68	76	74	70	288
47	Gonzalo Fernandez-Castano	Spain	69	72	73	74	288
47	Zach Johnson	USA	70	71	77	70	288
47	Paul Lawrie	Scotland	71	73	76	68	288
47	Rory McIlroy	N. Ireland	69	74	74	71	288
52	Robert Allenby	Australia	70	74	73	72	289

POS	PLAYER	COUNTRY	R1	R2	R3	R4	TOTAL
52	Darren Clarke	N. Ireland	71	71	78	69	289
52	Johan Edfors	Sweden	71	73	72	73	289
52	David Howell	England	68	73	72	76	289
52	Billy Mayfair	USA	69	73	73	74	289
52	Kenny Perry	USA	71	72	75	71	289
52	Graeme Storm	England	72	72	74	71	289
52	Steve Stricker	USA	66	77	70	76	289
60	Paul Broadhurst	England	70	72	74	74	290
60	David Drysdale	Scotland	69	73	75	73	290
60	Tom Lehman	USA	68	74	74	74	290
60	Kevin Sutherland	USA	69	73	73	75	290
64	Ryuji Imada	Japan	74	69	79	69	291
65	Fredrik Andersson Hed	Sweden	71	70	78	73	292
65	Stuart Appleby	Australia	71	72	76	73	292
65	Padraig Harrington	Rep. of Ire.	69	74	76	73	292
65	Sean O'Hair	USA	68	75	75	74	292
69	JB Holmes	USA	68	70	75	80	293
70	Fredrik Jacobson	Sweden	70	72	77	76	295
70	Mark O'Meara	USA	67	77	77	74	295
72	Paul Goydos	USA	72	72	77	82	303
73	Daniel Gaunt	Australia	76	67	79	82	304
74	Ben Curtis	USA	65	80	-	-	-
74	Josh Geary	New Zealand	70	75	-	-	-
74	Todd Hamilton	USA	75	70	-	-	-
74	Anders Hansen	Denmark	68	77	-	-	-
74	Peter Hedblom	Sweden	71	74	-	-	-
74	Charley Hoffman	USA	71	74	-	-	-
74	Colin Montgomerie	Scotland	71	74	-	-	-
74	Adam Scott	Australia	71	74	-	-	-
74	D.J. Trahan	USA	68	77	-	-	-
74	Mike Weir	Canada	67	78	-	-	-
74	Tiger Woods	USA	71	74	-	-	-
85	Peter Baker	England	74	72	-	-	-
85	KJ Choi	Korea	74	72	-	-	-
85	Tim Clark	South Africa	71	75	-	-	-
85	Ben Crane	USA	71	75	-	-	-
85	Ryo Ishikawa	Japan	68	78	-	-	-
85	Anthony Kim	USA	73	73	-	-	-
85	Matt Kuchar	USA	70	76	-	-	-
85	Martin Laird	Scotland	74	72	-	-	-
85	Louis Oosthuizen	South Africa	70	76	-	-	-
85	Elliot Saltman	Scotland	70	76	-	-	-
85	John Senden	Australia	66	80	-	-	-
96	Briny Baird	USA	72	75	-	-	-
96	Mark Brown	New Zealand	71	76	-	-	-
96	Rhys Davies	Wales	73	74	-	-	-
96	James Driscoll	USA	76	71	-	-	-
96	David Duval	USA	71	76	-	-	-
96	Richard Green	Australia	71	76	-	-	-
96	Yuta Ikeda	Japan	76	71	-	-	-
96	Rod Pampling	Australia	74	73	-	-	-
96	Rory Sabbatini	South Africa	74	73	-	-	-

POS	PLAYER	COUNTRY	R1	R2	R3	R4	TOTAL
96	Charl Schwartzel	South Africa	71	76	-	-	-
96	David Toms	USA	72	75	-	-	-
107	Gaganjeet Bhullar	India	71	77	-	-	-
107	Markus Brier	Austria	71	77	-	-	-
107	David Higgins	Rep. of Ire.	73	75	-	-	-
107	Charles Howell III	USA	73	75	-	-	-
107	Raphael Jacquelin	France	75	73	-	-	-
107	Sandy Lyle	Scotland	75	73	-	-	-
107	Prayad Marksang	Thailand	73	75	-	-	-
107	Gary Orr	Scotland	73	75	-	-	-
107	Alvaro Quiros	Spain	71	77	-	-	-
107	Robert Rock	England	73	75	-	-	-
107	Bubba Watson	USA	73	75	-	-	-
118	Stephen Ames	Canada	72	77	-	-	-
118	Rafa Echenique	Argentina	72	77	-	-	-
118	Brian Gay	USA	73	76	-	-	-
118	Lucas Glover	USA	72	77	-	-	-
118	Stephan Gross (A)	Germany	74	75	-	-	-
118	Wen-Chong Liang	China	77	72	-	-	-
118	Richie Ramsay	Scotland	77	72	-	-	-
118	David Smal	New Zealand	70	79	-	-	-
118	Brandt Snedeker	USA	72	77	-	-	-
118	Azuma Yano	Japan	75	74	-	-	-
128	Chad Campbell	USA	73	77	-	-	-
128	Ken Duke	USA	71	79	-	-	-
128	Tomohiro Kondo	Japan	71	79	-	-	-
128	Terry Pilkadaris	Australia	68	82	-	-	-
128	Steve Surry	England	69	81	-	-	-
128	Timothy Wood	Australia	73	77	-	-	-
134	Marc Cayeux	Zimbabwe	75	76	-	-	-
134	Nick Faldo	England	78	73	-	-	-
134	Richard Finch	England	73	78	-	-	-
134	Jeremy Kavanagh	England	74	77	-	-	-
134	Hunter Mahan	USA	72	79	-	-	-
134	Carl Pettersson	Sweden	74	77	-	-	-
134	Tim Stewart	Australia	74	77	-	-	-
141	Thomas Haylock	England	74	78	-	-	-
141	Damien McGrane	Rep. of Ire.	78	74	-	-	-
141	Greg Norman	Australia	77	75	-	-	-
141	Lloyd Saltman	Scotland	75	77	-	-	-
145	Geoff Ogilvy	Australia	75	78	-	-	-
145	Bruce Vaughan	USA	78	75	-	-	-
147	Dustin Johnson	USA	78	76	-	-	-
147	Koumei Oda	Japan	76	78	-	-	-
147	Ian Poulter	England	75	79	-	-	-
150	Daniel Wardrop	England	75	80	-	-	-
151	Michael Wright	Australia	77	79	-	-	-
152	Oliver Fisher	England	79	78	-	-	-
153	Pablo Larrazabal	Spain	79	81	-	-	-
154	Peter Ellebye	Denmark	77	84	-	-	-
155	Jaco Ahlers	South Africa	83	79	-	-	-
156	Michael Campbell	New Zealand	78	NR	-	-	-



2008 – Royal Birkdale

Date: 17-20 July 2008
 Champion: Pdraig Harrington
 Total: 283
 Total score relative to par: 3
 Round Scores: 74 68 72 69
 Total Purse: £4,200,000
 First Prize: £750,000
 Runner Up: Ian Poulter
 Silver Medal (amateur): Chris Wood
 Field: 156
 Cut/No. who advanced 36 holes: 149/83

Leader each round
 Round 1: Rocco Mediate, Graeme McDowell,
 Robert Allenby 69
 Round 2: K J Choi 139
 Round 3: Greg Norman 212

Low score for each round
 Round 1: 69 Rocco Mediate, Graeme McDowell,
 Robert Allenby
 Round 2: 65 Camilo Villegas
 Round 3: 70 Henrik Stenson, Ben Curtis,
 Davis Love III, Simon Wakefield
 Final Round: 67 David Howell

POS	PLAYER	COUNTRY	R1	R2	R3	R4	TOTAL	POS	PLAYER	COUNTRY	R1	R2	R3	R4	TOTAL	POS	PLAYER	COUNTRY	R1	R2	R3	R4	TOTAL
1	Pdraig Harrington	Rep. of Ire.	74	68	72	69	283	51	David Frost	South Africa	75	73	73	76	297	102	Ryuji Imada	Japan	77	74	-	-	-
2	Ian Poulter	England	72	71	75	69	287	51	Sergio Garcia	Spain	72	73	74	78	297	102	Soren Kjeldsen	Denmark	81	70	-	-	-
3	Greg Norman	Australia	70	70	72	77	289	51	Zach Johnson	USA	73	72	76	76	297	102	Geoff Ogilvy	Australia	77	74	-	-	-
3	Henrik Stenson	Sweden	76	72	70	71	289	51	Doug Labelle II	USA	78	70	74	75	297	102	Mark O'Meara	USA	74	77	-	-	-
5	Jim Furyk	USA	71	71	77	71	290	51	Anthony Wall	England	71	73	81	72	297	102	Vijay Singh	Fiji	80	71	-	-	-
5	Chris Wood (A)	England	75	70	73	72	290	58	Richard Finch	England	75	73	78	72	298	102	Brandt Snedeker	USA	72	79	-	-	-
7	Robert Allenby	Australia	69	73	76	74	292	58	Tom Gillis	USA	74	72	79	73	298	102	Andrew Tampion	Australia	78	73	-	-	-
7	Stephen Ames	Canada	73	70	78	71	292	58	Peter Hanson	Sweden	71	72	78	77	298	102	Hideto Tanihara	Japan	76	75	-	-	-
7	Paul Casey	England	78	71	73	70	292	58	Colin Montgomerie	Scotland	73	75	74	76	298	102	Oliver Wilson	England	77	74	-	-	-
7	Ben Curtis	USA	78	69	70	75	292	58	Kevin Stadler	USA	72	75	78	73	298	114	Simon Dyson	England	82	70	-	-	-
7	Ernie Els	South Africa	80	69	74	69	292	58	Scott Verplank	USA	77	67	78	76	298	114	Johan Edfors	Sweden	78	74	-	-	-
7	David Howell	England	76	71	78	67	292	64	Soren Hansen	Denmark	75	69	77	78	299	114	Niclas Fasth	Sweden	79	73	-	-	-
7	Robert Karlsson	Sweden	75	73	75	69	292	64	Wen Chong Liang	China	77	71	77	74	299	114	Paul Goydos	USA	77	75	-	-	-
7	Anthony Kim	USA	72	74	71	75	292	64	Jonathan Lomas	England	75	73	76	75	299	114	Benjamin Hebert (A)	France	79	73	-	-	-
7	Steve Stricker	USA	77	71	71	73	292	67	Jean-Baptiste Gonnet	France	75	72	73	80	300	114	Barry Hume	Scotland	76	76	-	-	-
16	KJ Choi	Korea	72	67	75	79	293	67	David Horsey	England	74	70	79	77	300	114	Matt Kuchar	USA	79	73	-	-	-
16	Justin Leonard	USA	77	70	73	73	293	67	Lee Westwood	England	75	74	78	73	300	114	Michael Letzig	USA	78	74	-	-	-
16	Adam Scott	Australia	70	74	77	72	293	70	Brendan Jones	Australia	74	73	83	71	301	114	Hunter Mahan	USA	80	72	-	-	-
19	Anders Hansen	Denmark	78	68	74	74	294	70	Pablo Larrazabal	Spain	75	74	73	79	301	114	David Smail	New Zealand	76	76	-	-	-
19	Gregory Havret	France	71	75	77	71	294	70	Jose-Filipe Lima	Portugal	73	76	75	77	301	124	Gary Boyd	England	77	76	-	-	-
19	Trevor Immelman	South Africa	74	74	73	73	294	70	Jeff Overton	USA	72	75	75	79	301	124	Tim Clark	South Africa	76	77	-	-	-
19	Fredrik Jacobson	Sweden	71	72	79	72	294	70	Craig Parry	Australia	77	70	77	77	301	124	Boo Weekley	USA	80	73	-	-	-
19	Davis Love III	USA	75	74	70	75	294	70	John Rollins	USA	73	75	77	76	301	127	Angel Cabrera	Argentina	77	77	-	-	-
19	Graeme McDowell	N. Ireland	69	73	80	72	294	70	Justin Rose	England	74	72	82	73	301	127	Miguel Angel Jimenez	Spain	72	82	-	-	-
19	Rocco Mediate	USA	69	73	76	76	294	78	Martin Wiegele	Austria	75	74	78	74	301	127	Douglas McGuigan	Scotland	79	75	-	-	-
19	Phil Mickelson	USA	79	68	76	71	294	78	Nick Dougherty	England	75	71	79	77	302	127	Rod Pampling	Australia	77	77	-	-	-
19	Alexander Noren	Sweden	72	70	75	77	294	78	Lucas Glover	USA	78	71	77	76	302	127	Angelo Que	Philippines	76	78	-	-	-
19	Thomas Sherreard (A)	England	77	69	76	72	294	80	Martin Kaymer	Germany	75	72	79	77	303	127	Jeff Quinney	USA	79	75	-	-	-
19	Jean Van de Velde	France	73	71	80	70	294	81	Phillip Archer	England	75	74	78	77	304	127	Rory Sabbatini	South Africa	79	75	-	-	-
19	Simon Wakefield	England	71	74	70	79	294	82	Sean O'Hair	USA	75	73	80	78	306	134	Rohan Blizard (A)	Australia	78	77	-	-	-
19	Paul Waring	England	73	74	76	71	294	83	Chih-Bing Lam	Singapore	72	75	83	81	311	134	Ewan Porter	Australia	76	79	-	-	-
32	Retief Goosen	South Africa	71	75	73	76	295	84	Peter Appleyard	England	74	76	-	-	-	136	Jamie Elson	England	78	78	-	-	-
32	Richard Green	Australia	76	72	76	71	295	84	Aaron Baddeley	Australia	75	75	-	-	-	136	JB Holmes	USA	79	77	-	-	-
32	Todd Hamilton	USA	74	74	72	75	295	84	Peter Baker	England	75	75	-	-	-	136	Hennie Otto	South Africa	79	77	-	-	-
32	Tom Lehman	USA	74	73	73	75	295	84	Jon Bevan	England	78	72	-	-	-	136	Scott Strange	Australia	84	72	-	-	-
32	Nick O'Hern	Australia	74	75	74	72	295	84	Alex Cejka	Germany	76	74	-	-	-	140	Hiroshi Iwata	Japan	73	84	-	-	-
32	Andres Romero	Argentina	77	72	74	72	295	84	Stewart Cink	USA	75	75	-	-	-	140	Reinier Saxton (A)	Netherlands	80	77	-	-	-
32	Heath Slocum	USA	73	76	74	72	295	84	Joshua Cunliffe	South Africa	79	71	-	-	-	142	Adam Blyth	Australia	81	77	-	-	-
39	Thomas Aiken	South Africa	75	71	82	68	296	84	Pelle Edberg	Sweden	76	74	-	-	-	142	Michio Matsumura	Japan	82	76	-	-	-
39	Woody Austin	USA	76	72	74	74	296	84	James Kingston	South Africa	77	73	-	-	-	142	Tim Petrovic	USA	82	76	-	-	-
39	Gregory Bourdy	France	74	74	75	73	296	84	Paul Lawrie	Scotland	77	73	-	-	-	145	Bradley Lamb	Australia	85	74	-	-	-
39	Bart Bryant	USA	70	78	74	74	296	84	Prayad Marksaeng	Thailand	77	73	-	-	-	145	Philip Walton	Rep. of Ire.	77	82	-	-	-
39	Ariel Canete	Argentina	78	71	76	71	296	84	Scott McCarron	USA	75	75	-	-	-	145	Steve Webster	England	79	80	-	-	-
39	David Duval	USA	73	69	83	71	296	84	Damien McGrane	Rep. of Ire.	79	71	-	-	-	148	Darren Fichardt	South Africa	82	78	-	-	-
39	Ross Fisher	England	72	74	71	79	296	84	Pat Perez	USA	82	68	-	-	-	148	Jerry Kelly	USA	83	77	-	-	-
39	Simon Khan	England	77	72	71	76	296	84	Richard Sterne	South Africa	78	72	-	-	-	150	Shintaro Kai	Japan	80	81	-	-	-
39	Graeme Storm	England	76	70	72	78	296	84	Yoshinobu Tsukada	Japan	75	75	-	-	-	151	Danny Chia	Malaysia	76	87	-	-	-
39	Camilo Villegas	Colombia	76	65	79	76	296	84	Tom Watson	USA	74	76	-	-	-	152	Peter Fowler	Australia	82	82	-	-	-
39	Mike Weir	Canada	71	76	74	75	296	84	Azuma Yano	Japan	74	76	-	-	-	153	John Daly	USA	80	89	-	-	-
39	Jay Williamson	USA	73	72	77	74	296	102	Craig Barlow	USA	79	72	-	-	-	153	Jamie Howarth	England	85	84	-	-	-
51	Stuart Appleby	Australia	72	71	79	75	297	102	Mark Calcavecchia	USA	76	75	-	-	-	155	Rich Beem	USA	NR	-	-	-	-
51	Michael Campbell	New Zealand	75	74	74	74	297	102	Charles Howell III	USA	76	75	-	-	-	155	Sandy Lyle	Scotland	NR	-	-	-	-



2007 – Carnoustie

Date: 19-22 July 2007

Champion: Padraig Harrington

Total: 277

Total score relative to par: -7

Round Scores: 69 73 68 67

Total Purse: £4,200,000

First Prize: £750,000

Runner Up: Sergio Garcia

Silver Medal (amateur): Rory McIlroy

Field: 156

Cut/No. who advanced 36 holes: 146/70

Leader each round

Round 1: Sergio Garcia 65

Round 2: Sergio Garcia 136

Round 3: Sergio Garcia 204


Low score for each round

Round 1: 65 Sergio Garcia

Round 2: 68 Mike Weir

Round 3: 64 Steve Stricker

Final Round: 64 Richard Green



POS	PLAYER	COUNTRY	R1	R2	R3	R4	TOTAL
1	Padraig Harrington	Rep. of Ire.	69	73	68	67	277
2	Sergio Garcia	Spain	65	71	68	73	277
3	Andres Romero	Argentina	71	70	70	67	278
4	Ernie Els	South Africa	72	70	68	69	279
4	Richard Green	Australia	72	73	70	64	279
6	Stewart Cink	USA	69	73	68	70	280
6	Hunter Mahan	USA	73	73	69	65	280
8	KJ Choi	Korea	69	69	72	71	281
8	Ben Curtis	USA	72	74	70	65	281
8	Steve Stricker	USA	71	72	64	74	281
8	Mike Weir	Canada	71	68	72	70	281
12	Markus Brier	Austria	68	75	70	69	282
12	Paul Broadhurst	England	71	71	68	72	282
12	Pelle Edberg	Sweden	72	73	67	70	282
12	Jim Furyk	USA	70	70	71	71	282
12	Miguel Angel Jimenez	Spain	69	70	72	71	282
12	Justin Rose	England	75	70	67	70	282
12	Tiger Woods	USA	69	74	69	70	282
19	Paul McGinley	Rep. of Ire.	67	75	68	73	283
20	Rich Beem	USA	70	73	69	72	284
20	Zach Johnson	USA	73	73	68	70	284
20	Pat Perez	USA	73	70	71	70	284
23	Jonathan Byrd	USA	73	72	70	70	285
23	Mark Calacaveccchia	USA	74	70	72	69	285
23	Chris DiMarco	USA	74	70	66	75	285
23	Retief Goosen	South Africa	70	71	73	71	285
27	Paul Casey	England	72	73	69	72	286
27	Lucas Glover	USA	71	72	70	73	286
27	J J Henry	USA	70	71	71	74	286
27	Rod Pampling	Australia	70	72	72	72	286
27	Ian Poulter	England	73	73	70	70	286
27	Adam Scott	Australia	73	70	72	71	286
27	Vijay Singh	Fiji	72	71	68	75	286
34	Angel Cabrera	Argentina	68	73	72	74	287
35	Niclas Fasth	Sweden	75	69	73	71	288
35	Mark Foster	England	76	70	73	69	288
35	Charley Hoffman	USA	75	69	72	72	288
35	Shaun Micheel	USA	70	76	70	72	288
35	Nick Watney	USA	72	71	70	75	288
35	Boo Weekley	USA	68	72	75	73	288
35	Lee Westwood	England	71	70	73	74	288
42	Nick Dougherty	England	71	74	69	75	289
42	Rory McIlroy (A)	N. Ireland	68	76	73	72	289
42	Ryan Moore	USA	72	72	74	71	289
45	Ross Bain	Scotland	73	71	72	74	290
45	Arron Oberholser	USA	73	71	72	74	290
45	Carl Pettersson	Sweden	70	75	73	72	290
45	John Senden	Australia	72	74	71	73	290
49	Jerry Kelly	USA	74	70	71	76	291
49	Won Joon Lee	Australia	73	73	70	75	291
51	Tom Lehman	USA	73	73	74	73	293
51	Kevin Stadler	USA	75	71	74	73	293

POS	PLAYER	COUNTRY	R1	R2	R3	R4	TOTAL
53	Thomas Bjorn	Denmark	70	75	74	75	294
53	Gregory Bourdy	France	70	72	77	75	294
53	Brian Davis	England	74	72	71	77	294
53	David Howell	England	72	74	73	75	294
57	Michael Campbell	New Zealand	68	78	72	77	295
57	Anders Hansen	Denmark	72	73	74	76	295
57	Scott Verplank	USA	72	73	72	78	295
60	Trevor Immelman	South Africa	71	74	77	74	296
60	Mark O'Meara	USA	74	72	76	74	296
60	Toru Taniguchi	Japan	72	72	76	76	296
63	Jon Bevan	England	73	73	79	72	297
63	Luke Donald	England	70	76	73	78	297
65	Raphael Jacquelin	France	74	69	76	79	298
65	Sandy Lyle	Scotland	73	73	73	79	298
67	Alastair Forsyth	Scotland	70	71	78	80	299
67	Sean O'Hair	USA	71	75	74	79	299
69	Fredrik Andersson Hed	Sweden	72	71	79	78	300
69	Peter Hanson	Sweden	70	74	76	80	300
71	Joe Durant	USA	77	70	-	-	-
71	Johan Edfors	Sweden	72	75	-	-	-
71	Peter Fowler	Australia	74	73	-	-	-
71	Tomohiro Kondo	Japan	74	73	-	-	-
71	Paul Lawrie	Scotland	73	74	-	-	-
71	Justin Leonard	USA	74	73	-	-	-
71	Colin Montgomerie	Scotland	73	74	-	-	-
71	Tom Pernice Jr	USA	74	73	-	-	-
71	Henrik Stenson	Sweden	71	76	-	-	-
71	Matthew Zions	Australia	72	75	-	-	-
81	Benn Barham	England	75	73	-	-	-
81	Darren Clarke	N. Ireland	72	76	-	-	-
81	Gregory Havret	France	72	76	-	-	-
81	Toshimitsu Izawa	Japan	75	73	-	-	-
81	Phil Mickelson	USA	71	77	-	-	-
81	Terry Pilkadaris	Australia	74	74	-	-	-
81	Brett Quigley	USA	72	76	-	-	-
81	John Rollins	USA	72	76	-	-	-
81	David Toms	USA	71	77	-	-	-
81	Drew Weaver (A)	USA	76	72	-	-	-
91	Steven Alker	New Zealand	74	75	-	-	-
91	Stuart Appleby	Australia	74	75	-	-	-
91	Peter Baker	England	73	76	-	-	-
91	Chad Campbell	USA	74	75	-	-	-
91	Adilson Da Silva	Brazil	74	75	-	-	-
91	Ross Fisher	England	74	75	-	-	-
91	David Frost	South Africa	74	75	-	-	-
91	Charles Howell III	USA	73	76	-	-	-
91	Geoff Ogilvy	Australia	75	74	-	-	-
91	Nick O'Hern	Australia	71	78	-	-	-
91	Loren Roberts	USA	74	75	-	-	-
91	Achi Sato	Japan	71	78	-	-	-
91	Hideto Tanihara	Japan	72	77	-	-	-
91	Brett Wetterich	USA	75	74	-	-	-

POS	PLAYER	COUNTRY	R1	R2	R3	R4	TOTAL
105	John Daly	USA	74	76	-	-	-
105	Bradley Dredge	Wales	76	74	-	-	-
105	Mattias Eliasson	Sweden	74	76	-	-	-
105	David Higgins	Rep. of Ire.	79	71	-	-	-
105	Matt Kuchar	USA	74	76	-	-	-
105	Spencer Levin	USA	76	74	-	-	-
105	Davis Love III	USA	79	71	-	-	-
105	Graeme McDowell	N. Ireland	77	73	-	-	-
105	Francesco Molinari	Italy	76	74	-	-	-
105	Michael Putnam	USA	78	72	-	-	-
105	Rory Sabbatini	South Africa	76	74	-	-	-
105	Charl Schwartzel	South Africa	75	75	-	-	-
105	Paul Sheehan	Australia	75	75	-	-	-
105	Jeev Milkha Singh	India	77	73	-	-	-
105	Richard Sterne	South Africa	76	74	-	-	-
120	Stephen Ames	Canada	81	70	-	-	-
120	Aaron Baddeley	Australia	78	73	-	-	-
120	John Bickerton	England	75	76	-	-	-
120	Richie Ramsay (A)	Scotland	76	75	-	-	-
124	Robert Allenby	Australia	73	79	-	-	-
124	Nick Faldo	England	79	73	-	-	-
124	Kevin Harper	England	77	75	-	-	-
124	Robert Karlsson	Sweden	74	78	-	-	-
124	Oliver Wilson	England	80	72	-	-	-
124	YE Yang	Korea	74	78	-	-	-
130	David Coupland (A)	England	79	74	-	-	-
130	Todd Hamilton	USA	81	72	-	-	-
130	Chih-Bing Lam	Singapore	76	77	-	-	-
130	Dong-Hwan Lee	Korea	75	78	-	-	-
130	Seung-Ho Lee	Korea	77	76	-	-	-
130	Toshinori Muto	Japan	74	79	-	-	-
130	David Shacklady	England	76	77	-	-	-
130	Anthony Wall	England	77	76	-	-	-
138	Mark Hensby	Australia	79	75	-	-	-
138	Anders Hultman	Sweden	77	77	-	-	-
138	Scott Laycock	Australia	74	80	-	-	-
138	Jose-Filipe Lima	Portugal	75	79	-	-	-
138	Steve Parry	England	73	81	-	-	-
138	Paul Waring (A)	England	74	80	-	-	-
144	Duffy Waldorf	USA	82	73	-	-	-
145	Desvonde Botes	South Africa	78	78	-	-	-
145	Vaughn Taylor	USA	82	74	-	-	-
147	Justin Kehoe	Rep. of Ire.	78	79	-	-	-
147	Douglas McGuigan	Scotland	77	80	-	-	-
149	Ben Bunny	Australia	81	77	-	-	-
149	Llewellyn Matthews (A)	Wales	75	83	-	-	-
149	Graeme Storm	England	78	80	-	-	-
152	Scott Drummond	Scotland	79	81	-	-	-
152	David Gleeson	Australia	83	77	-	-	-
152	Adam Groom	Australia	79	81	-	-	-
155	Tony Jacklin	England	78	83	-	-	-
156	Ewan Porter	Australia	83	79	-	-	-



2006 – Royal Liverpool

Date: 20-23 July 2006
 Champion: Tiger Woods
 Total: 270
 Total score relative to par: -18
 Round Scores: 67 65 71 67
 Total Purse: £4,000,000
 First Prize: £720,000
 Runner Up: Chris DiMarco
 Silver Medal (amateur): Marius Thorp
 Field: 156
 Cut/No. who advanced 36 holes: 143/71

Leader each round
 Round 1: Graeme McDowell 66
 Round 2: Tiger Woods 132
 Round 3: Tiger Woods 203

Low score for each round
 Round 1: 66 Graeme McDowell
 Round 2: 65 Tiger Woods, Chris DiMarco, Ernie Els
 Round 3: 65 Sergio Garcia
 Final Round: 67 Tiger Woods, Sean O'Hair

POS	PLAYER	COUNTRY	R1	R2	R3	R4	TOTAL	POS	PLAYER	COUNTRY	R1	R2	R3	R4	TOTAL	POS	PLAYER	COUNTRY	R1	R2	R3	R4	TOTAL
1	Tiger Woods	USA	67	65	71	67	270	48	Marius Thorp (A)	Norway	71	71	75	71	288	91	Brett Wetterich	USA	74	72	-	-	-
2	Chris DiMarco	USA	70	65	69	68	272	48	Simon Wakefield	England	72	71	70	75	288	106	Billy Andrade	USA	72	75	-	-	-
3	Ernie Els	South Africa	68	65	71	71	275	48	Tom Watson	USA	72	70	75	71	288	106	Adam Bland	Australia	73	74	-	-	-
4	Jim Furyk	USA	68	71	66	71	276	56	Tim Clark	South Africa	72	69	69	79	289	106	Nick Dougherty	England	74	73	-	-	-
5	Sergio Garcia	Spain	68	71	65	73	277	56	David Duval	USA	70	70	78	71	289	106	Julien Guerrier (A)	France	72	75	-	-	-
5	Hideto Tanihara	Japan	72	68	66	71	277	56	Keiichiro Fukabori	Japan	67	73	70	79	289	106	Bradley Hughes	Australia	72	75	-	-	-
7	Angel Cabrera	Argentina	71	68	66	73	278	56	Jose Maria Olazabal	Spain	73	68	76	72	289	106	Davis Love III	USA	75	72	-	-	-
8	Carl Pettersson	Sweden	68	72	70	69	279	56	Mike Weir	Canada	68	72	73	76	289	106	Shaun Micheel	USA	72	75	-	-	-
8	Andres Romero	Argentina	70	70	68	71	279	61	Andrew Buckle	Australia	72	69	72	77	290	106	Louis Oosthuizen	South Africa	78	69	-	-	-
8	Adam Scott	Australia	68	69	70	72	279	61	Graeme McDowell	N. Ireland	66	73	72	79	290	106	Darren Parris	England	75	72	-	-	-
11	Ben Crane	USA	68	71	71	70	280	63	Mark O'Meara	USA	71	70	77	73	291	106	Kenny Perry	USA	73	74	-	-	-
11	S K Ho	Korea	68	73	69	70	280	63	Marco Ruiz	Paraguay	71	70	80	70	291	106	Michael Wright	Australia	72	75	-	-	-
11	Anthony Wall	England	67	73	71	69	280	65	Chad Campbell	USA	70	73	74	75	292	117	Nick Faldo	England	77	71	-	-	-
14	Retief Goosen	South Africa	70	66	72	73	281	66	Fred Funk	USA	69	74	75	76	294	117	Shingo Katayama	Japan	74	74	-	-	-
14	Sean O'Hair	USA	69	73	72	67	281	66	Vaughn Taylor	USA	72	71	77	74	294	117	Bernhard Langer	Germany	74	74	-	-	-
16	Robert Allenby	Australia	69	70	69	74	282	68	Todd Hamilton	USA	72	71	74	78	295	117	Colin Montgomerie	Scotland	73	75	-	-	-
16	Mikko Ilonen	Finland	68	69	73	72	282	68	Edoardo Molinari (A)	Italy	73	70	77	75	295	117	Arron Oberholser	USA	73	75	-	-	-
16	Peter Lonard	Australia	71	69	68	74	282	70	Bart Bryant	USA	69	74	77	76	296	117	Ross Wellington	South Africa	75	73	-	-	-
16	Geoff Ogilvy	Australia	71	69	70	72	282	71	Paul Casey	England	72	70	79	77	298	123	Stewart Cink	USA	72	77	-	-	-
16	Robert Rock	England	69	69	73	71	282	72	Rich Beem	USA	71	73	-	-	-	123	Johan Edfors	Sweden	75	74	-	-	-
16	Brett Rumford	Australia	68	71	72	71	282	72	Markus Brier	Austria	71	73	-	-	-	123	Pdraig Harrington	Rep. of Ire.	75	74	-	-	-
22	Mark Hensby	Australia	68	72	74	69	283	72	Bradley Dredge	Wales	70	74	-	-	-	123	Tim Herron	USA	76	73	-	-	-
22	Phil Mickelson	USA	69	71	73	70	283	72	Scott Drummond	Scotland	73	71	-	-	-	123	JB Holmes	USA	74	75	-	-	-
22	Greg Owen	England	67	73	68	75	283	72	Niclas Fasth	Sweden	69	75	-	-	-	123	Toshinori Muto	Japan	75	74	-	-	-
22	Charl Schwartzel	South Africa	74	66	72	71	283	72	Mathew Goggin	Australia	75	69	-	-	-	123	Jim Payne	England	73	76	-	-	-
26	Paul Broadhurst	England	71	71	73	69	284	72	Jarrod Lyle	Australia	74	70	-	-	-	123	Richard Sterne	South Africa	76	73	-	-	-
26	Jerry Kelly	USA	72	67	69	76	284	72	Jeff Maggert	USA	75	69	-	-	-	131	Peter Hedblom	Sweden	73	77	-	-	-
26	Hunter Mahan	USA	73	70	68	73	284	72	Paul McGinley	Rep. of Ire.	71	73	-	-	-	131	David Howell	England	74	76	-	-	-
26	Rory Sabbatini	South Africa	69	70	73	72	284	72	Tom Pernice Jr	USA	71	73	-	-	-	131	Barry Lane	England	75	75	-	-	-
26	Lee Slattery	England	69	72	71	72	284	72	Mark Pilkington	Wales	76	68	-	-	-	131	Paul Lawrie	Scotland	76	74	-	-	-
31	Simon Khan	England	70	72	68	75	285	72	Phillip Price	Wales	74	70	-	-	-	131	Brett Quigley	USA	79	71	-	-	-
31	Scott Verplank	USA	70	73	67	75	285	84	John Daly	USA	72	73	-	-	-	136	Seve Ballesteros	Spain	74	77	-	-	-
31	Lee Westwood	England	69	72	75	69	285	84	Steve Elkington	Australia	71	74	-	-	-	136	Darren Clarke	N. Ireland	69	82	-	-	-
31	Thaworn Wiratchant	Thailand	71	68	74	72	285	84	Lucas Glover	USA	72	73	-	-	-	136	Jamie Donaldson	Wales	75	76	-	-	-
35	Michael Campbell	New Zealand	70	71	75	70	286	84	Shiv Kapur	India	72	73	-	-	-	136	Yasuharu Imano	Japan	73	78	-	-	-
35	Luke Donald	England	74	68	73	71	286	84	Tom Lehman	USA	68	77	-	-	-	136	Nick Ludwell	England	75	76	-	-	-
35	Marcus Fraser	Australia	68	71	72	75	286	84	Nick O'Hern	Australia	70	75	-	-	-	136	Ian Poulter	England	75	76	-	-	-
35	Robert Karlsson	Sweden	70	71	71	74	286	84	Ted Purdy	USA	74	71	-	-	-	142	Warren Bladon	England	76	76	-	-	-
35	Rod Pampling	Australia	69	71	74	72	286	91	Thomas Aiken	South Africa	72	74	-	-	-	142	Adam Frayne	England	71	81	-	-	-
35	John Senden	Australia	70	73	73	70	286	91	Stuart Appleby	Australia	74	72	-	-	-	142	Tatsuhiko Ichihara	Japan	78	74	-	-	-
41	Stephen Ames	Canada	70	71	72	74	287	91	Aaron Baddeley	Australia	70	76	-	-	-	142	Bruce Vaughan	USA	75	77	-	-	-
41	Thomas Bjorn	Denmark	72	71	73	71	287	91	KJ Choi	Korea	72	74	-	-	-	146	Warren Abery	South Africa	76	77	-	-	-
41	Mark Calcavecchia	USA	71	68	68	80	287	91	Fred Couples	USA	70	76	-	-	-	147	Danny Denison (A)	England	78	76	-	-	-
41	Miguel Angel Jimenez	Spain	67	70	76	74	287	91	Ben Curtis	USA	73	73	-	-	-	147	Gary Lockerbie	England	78	76	-	-	-
41	Brandt Jobe	USA	69	71	75	72	287	91	Stephen Dodd	Wales	73	73	-	-	-	149	Wayne Perske	Australia	76	79	-	-	-
41	Soren Kjeldsen	Denmark	71	71	71	74	287	91	Richard Green	Australia	71	75	-	-	-	150	Unho Park	Australia	82	74	-	-	-
41	Jeff Sluman	USA	71	72	68	76	287	91	J J Henry	USA	73	73	-	-	-	151	Ben Bunny	Australia	74	83	-	-	-
48	John Bickerton	England	72	70	70	76	288	91	Zach Johnson	USA	73	73	-	-	-	151	Sam Little	England	83	74	-	-	-
48	Simon Dyson	England	74	69	70	75	288	91	Sandy Lyle	Scotland	73	73	-	-	-	151	Carlos Rodiles	Spain	81	76	-	-	-
48	Gonzalo Fernandez-Castano	Spain	70	69	73	76	288	91	Vijay Singh	Fiji	70	76	-	-	-	154	Gary Day	England	82	76	-	-	-
48	Andrew Marshall	England	72	71	68	77	288	91	David Smail	New Zealand	76	70	-	-	-	155	Jon Bevan	England	82	81	-	-	-
48	Henrik Stenson	Sweden	72	71	74	71	288	91	Bo Van Pelt	USA	74	72	-	-	-	156	Kenneth Ferrie	England	76	Wd	-	-	-



2005 – St Andrews

Date: 14-17 July 2005

Champion: Tiger Woods

Total: 274

Total score relative to par: -14

Round Scores: 66 67 71 70

Total Purse: £4,000,000

First Prize: £720,000

Runner Up: Colin Montgomerie

Silver Medal (amateur): Lloyd Saltman

Field: 156

Cut/No. who advanced 36 holes: 145/80

Leader each round

Round 1: Tiger Woods 66

Round 2: Tiger Woods 133

Round 3: Tiger Woods 204

Low score for each round

Round 1: 66 Tiger Woods

Round 2: 65 David Frost

Round 3: 66 Retief Goosen, Soren Hansen

Final Round: 67 Graeme McDowell



POS	PLAYER	COUNTRY	R1	R2	R3	R4	TOTAL
1	Tiger Woods	USA	66	67	71	70	274
2	Colin Montgomerie	Scotland	71	66	70	72	279
3	Fred Couples	USA	68	71	73	68	280
3	Jose Maria Olazabal	Spain	68	70	68	74	280
5	Michael Campbell	New Zealand	69	72	68	72	281
5	Sergio Garcia	Spain	70	69	69	73	281
5	Retief Goosen	South Africa	68	73	66	74	281
5	Bernhard Langer	Germany	71	69	70	71	281
5	Geoff Ogilvy	Australia	71	74	67	69	281
5	Vijay Singh	Fiji	69	69	71	72	281
11	Nick Faldo	England	74	69	70	69	282
11	Graeme McDowell	N. Ireland	69	72	74	67	282
11	Kenny Perry	USA	71	71	68	72	282
11	Ian Poulter	England	70	72	71	69	282
15	Darren Clarke	N. Ireland	73	70	67	73	283
15	John Daly	USA	71	69	70	73	283
15	David Frost	South Africa	77	65	72	69	283
15	Mark Hensby	Australia	67	77	69	70	283
15	Trevor Immelman	South Africa	68	70	73	72	283
15	Sean O'Hair	USA	73	67	70	73	283
15	Nick O'Hern	Australia	73	69	71	70	283
15	Lloyd Saltman (A)	Scotland	73	71	68	71	283
23	Bart Bryant	USA	69	70	71	74	284
23	Tim Clark	South Africa	71	69	70	74	284
23	Scott Drummond	Scotland	74	71	69	70	284
23	Brad Faxon	USA	72	66	70	76	284
23	Nick Flanagan	Australia	73	71	69	71	284
23	Tom Lehman	USA	75	69	70	70	284
23	Eric Ramsay (A)	Scotland	68	74	74	68	284
23	Tadahiro Takayama	Japan	72	72	70	70	284
23	Scott Verplank	USA	68	70	72	74	284
32	Richard Green	Australia	72	68	72	73	285
32	Sandy Lyle	Scotland	74	67	69	75	285
34	Simon Dyson	England	70	71	72	73	286
34	Ernie Els	South Africa	74	67	75	70	286
34	Peter Hanson	Sweden	72	72	71	71	286
34	Thomas Levet	France	69	71	75	71	286
34	Joe Ogilvie	USA	74	70	73	69	286
34	Adam Scott	Australia	70	71	70	75	286
34	Henrik Stenson	Sweden	74	67	73	72	286
41	Stuart Appleby	Australia	72	68	72	75	287
41	KJ Choi	Korea	75	68	71	73	287
41	Hirofumi Fujita	Japan	72	68	74	73	287
41	Soren Hansen	Denmark	72	72	66	77	287
41	Tim Herron	USA	73	72	68	74	287
41	Simon Khan	England	69	70	78	70	287
41	Maarten Lafeber	Netherlands	73	70	67	77	287
41	Paul McGinley	Rep. of Ire.	70	75	73	69	287
41	Bob Tway	USA	69	71	72	75	287
41	Tom Watson	USA	75	70	70	72	287
41	Steve Webster	England	71	72	71	73	287
52	Robert Allenby	Australia	70	68	79	71	288

POS	PLAYER	COUNTRY	R1	R2	R3	R4	TOTAL
52	Luke Donald	England	68	73	77	70	288
52	Fredrik Jacobson	Sweden	71	70	72	75	288
52	Thongchai Jaidee	Thailand	73	68	75	72	288
52	Miguel Angel Jimenez	Spain	69	72	76	71	288
52	Paul Lawrie	Scotland	72	71	75	70	288
52	Justin Leonard	USA	73	71	75	69	288
52	Bo Van Pelt	USA	72	67	73	76	288
60	John Bickerton	England	75	70	71	73	289
60	Mark Calcavecchia	USA	70	73	73	73	289
60	Phil Mickelson	USA	74	67	72	76	289
60	Edoardo Molinari (A)	Italy	70	70	74	75	289
60	Greg Norman	Australia	72	71	70	76	289
60	Tino Schuster	Germany	68	74	74	73	289
66	Peter Lonard	Australia	68	70	77	75	290
66	Chris DiMarco	USA	75	69	71	76	291
67	Pat Perez	USA	72	70	72	77	291
67	Chris Riley	USA	68	73	75	75	291
67	Robert Rock	England	73	71	75	72	291
67	David Smail	New Zealand	73	72	69	77	291
67	Duffy Waldorf	USA	74	68	81	68	291
73	Patrik Sjoland	Sweden	74	71	76	71	292
74	Scott Gutschewski	USA	76	69	75	73	293
74	S K Ho	Korea	73	71	72	77	293
74	Ted Purdy	USA	72	72	77	72	293
77	Steve Flesch	USA	74	70	72	78	294
78	Rod Pampling	Australia	74	71	71	80	296
78	Graeme Storm	England	75	70	80	71	296
80	Matthew Richardson (A)	England	75	69	77	76	297
81	Peter Baker	England	70	76	-	-	-
81	Thomas Bjorn	Denmark	72	74	-	-	-
81	Alex Cejka	Germany	74	72	-	-	-
81	Daniel Chopra	Sweden	76	70	-	-	-
81	Stephen Dodd	Wales	75	71	-	-	-
81	Joe Durant	USA	79	67	-	-	-
81	Peter Fowler	Australia	74	72	-	-	-
81	Charles Howell III	USA	71	75	-	-	-
81	Mark O'Meara	USA	71	75	-	-	-
81	Euan Walters	Australia	72	74	-	-	-
81	Lee Westwood	England	76	70	-	-	-
92	Danny Chia	Malaysia	74	73	-	-	-
92	Alastair Forsyth	Scotland	77	70	-	-	-
92	Zach Johnson	USA	77	70	-	-	-
92	Jerry Kelly	USA	74	73	-	-	-
92	Mardan Mamat	Singapore	75	72	-	-	-
92	Jack Nicklaus	USA	75	72	-	-	-
92	Jean-Francois Remy	France	73	74	-	-	-
92	YE Yang	Korea	76	71	-	-	-
100	Jason Allred	USA	74	74	-	-	-
100	Tom Byrum	USA	79	69	-	-	-
100	Ben Curtis	USA	78	70	-	-	-
100	Brian Davis	England	77	71	-	-	-
100	Fred Funk	USA	77	71	-	-	-

POS	PLAYER	COUNTRY	R1	R2	R3	R4	TOTAL
100	Jim Furyk	USA	78	70	-	-	-
100	Ignacio Garrido	Spain	71	77	-	-	-
100	Joakim Haeggman	Sweden	75	73	-	-	-
100	Todd Hamilton	USA	74	74	-	-	-
100	Shaun Micheel	USA	75	73	-	-	-
100	Andrew Oldcorn	Scotland	76	72	-	-	-
100	Nick Price	Zimbabwe	76	72	-	-	-
100	Charl Schwartzel	South Africa	76	72	-	-	-
100	Ian Woosnam	Wales	73	75	-	-	-
114	Lars Brovold	Norway	75	74	-	-	-
114	Angel Cabrera	Argentina	75	74	-	-	-
114	Stewart Cink	USA	76	73	-	-	-
114	David Diaz	Australia	74	75	-	-	-
114	Martin Doyle	Australia	73	76	-	-	-
114	Kenneth Ferrie	England	74	75	-	-	-
114	Scott Hend	Australia	73	76	-	-	-
114	Davis Love III	USA	75	74	-	-	-
114	Shigeki Maruyama	Japan	77	72	-	-	-
123	Stephen Ames	Canada	76	74	-	-	-
123	Paul Casey	England	75	75	-	-	-
123	Robert Coles	England	76	74	-	-	-
123	Douglas McGuigan	Scotland	74	76	-	-	-
123	Jean Van de Velde	France	77	73	-	-	-
128	Richard Barcelo	USA	80	71	-	-	-
128	Andre Bossert	Switzerland	74	77	-	-	-
128	Chad Campbell	USA	78	73	-	-	-
128	Oscar Floren (A)	Sweden	73	78	-	-	-
128	Rory Sabbatini	South Africa	72	79	-	-	-
128	Murray Urquhart	Scotland	73	78	-	-	-
128	Mike Weir	Canada	76	75	-	-	-
135	Peter Lawrie	Rep. of Ire.	74	78	-	-	-
135	Craig Parry	Australia	78	74	-	-	-
135	Tim Petrovic	USA	77	75	-	-	-
135	Wilhelm Schauman	Sweden	81	71	-	-	-
139	Rich Beem	USA	74	79	-	-	-
139	Andrew Butterfield	England	77	76	-	-	-
139	Marcus Fraser	Australia	78	75	-	-	-
139	Stephen Gallacher	Scotland	75	78	-	-	-
139	Sean McDonagh	England	77	76	-	-	-
139	Brian McElhinney (A)	Rep. of Ire.	78	75	-	-	-
139	Robert Steele (A)	England	78	75	-	-	-
139	Toru Taniguchi	Japan	75	78	-	-	-
147	Chris Campbell	Australia	81	74	-	-	-
147	Tony Jacklin	England	79	76	-	-	-
149	David Duval	USA	80	77	-	-	-
149	Tom Pernice Jr	USA	78	79	-	-	-
151	Andrew Marshall	England	84	74	-	-	-
151	Richard Moir	Australia	83	75	-	-	-
151	John Wade	Australia	76	82	-	-	-
154	Peter Oakley	USA	81	78	-	-	-
155	Thammanoon Srirot	Thailand	84	77	-	-	-
156	David Toms	USA	74	Wd	-	-	-

Woods claims his second Open title at St Andrews

Tiger Woods again dominated on the Old Course to become the fifth player to win two Opens at St Andrews after Bob Martin, JH Taylor, James Braid and Jack Nicklaus.

Early in the week, however, Woods had to share top billing with Nicklaus who bowed out of The Open for the last time with a birdie on the 18th green on Friday evening. A huge crowd lined the 18th fairway to provide an emotional send-off, the three-time Champion having stopped on the Swilcan Bridge with his playing partners Luke Donald and Tom Watson. It was Watson who had most

difficulty in holding back the tears. Nicklaus had missed the cut, as did Tony Jacklin, the 1969 Champion also on his last appearance.

By Friday evening Woods was leading by four strokes following rounds of 66 and 67. On the weekend he added scores of 71 and 70 to finish on 14 under par and win by five strokes from Colin Montgomerie. Woods became the sixth player to win by leading after every round, following Ted Ray, Bobby Jones, Gene Sarazen, Henry Cotton and Tom Weiskopf.

Playing alongside Woods on Saturday, Montgomerie was pleased to outscore the

leader by a stroke but on Sunday, when he was in the group in front, he could not keep up the pressure long enough. Roared on by the Scottish fans, Monty had three birdies going out but three bogeys coming home. Jose Maria Olazabal, Tiger's closest challenger, faded to a 74 and shared third place with Fred Couples.

Victory completed a second career Grand Slam for Woods – the first having come at St Andrews five years earlier – and brought his tally of Major titles to ten. “Honestly, when I started playing the tour, I didn’t think I would have this many Majors before the age of 30,” he said.



Tiger Woods lifts the Claret Jug in front of the Clubhouse



2004 – Royal Troon

Date: 15-18 July 2004

Champion: Todd Hamilton

Total: 274

Total score relative to par: -10

Round Scores: 71 67 67 69

Total Purse: £4,000,000

First Prize: £720,000

Runner Up: Ernie Els

Silver Medal (amateur): Stuart Wilson

Field: 156

Cut/No. who advanced 36 holes: 145/23

Leader each round

Round 1: Paul Casey, Thomas Levet 66

Round 2: Skip Kendall 135

Round 3: Todd Hamilton 205


Low score for each round

Round 1: 66 Paul Casey, Thomas Levet

Round 2: 66 Phil Mickelson, Skip Kendall

Round 3: 67 Todd Hamilton


Final Round: 67 Lee Westwood, Davis Love III



POS	PLAYER	COUNTRY	R1	R2	R3	R4	TOTAL
1	Todd Hamilton	USA	71	67	67	69	274
2	Ernie Els	South Africa	69	69	68	68	274
3	Phil Mickelson	USA	73	66	68	68	275
4	Lee Westwood	England	72	71	68	67	278
5	Thomas Levet	France	66	70	71	72	279
5	Davis Love III	USA	72	69	71	67	279
7	Retief Goosen	South Africa	69	70	68	73	280
7	Scott Verplank	USA	69	70	70	71	280
9	Mike Weir	Canada	71	68	71	71	281
9	Tiger Woods	USA	70	71	68	72	281
11	Mark Calcavecchia	USA	72	73	69	68	282
11	Darren Clarke	N. Ireland	69	72	73	68	282
11	Skip Kendall	USA	69	66	75	72	282
14	Stewart Cink	USA	72	71	71	69	283
14	Barry Lane	England	69	68	71	75	283
16	KJ Choi	Korea	68	69	74	73	284
16	Joakim Haeggman	Sweden	69	73	72	70	284
16	Justin Leonard	USA	70	72	71	71	284
16	Kenny Perry	USA	69	70	73	72	284
20	Michael Campbell	New Zealand	67	71	74	73	285
20	Paul Casey	England	66	77	70	72	285
20	Bob Estes	USA	73	72	69	71	285
20	Gary Evans	England	68	73	73	71	285
20	Vijay Singh	Fiji	68	70	76	71	285
25	Colin Montgomerie	Scotland	69	69	72	76	286
25	Ian Poulter	England	71	72	71	72	286
27	Takashi Kamiyama	Japan	70	73	71	73	287
27	Rod Pampling	Australia	72	68	74	73	287
27	Jyoti Randhawa	India	73	72	70	72	287
30	Keiichiro Fukabori	Japan	73	71	70	74	288
30	Shigeki Maruyama	Japan	71	72	74	71	288
30	Mark O'Meara	USA	71	74	68	75	288
30	Nick Price	Zimbabwe	71	71	69	77	288
30	David Toms	USA	71	71	74	72	288
30	Bo Van Pelt	USA	72	71	71	74	288
36	Stuart Appleby	Australia	71	70	73	75	289
36	Kim Felton	Australia	73	67	72	77	289
36	Tetsuji Hiratsuka	Japan	70	74	70	75	289
36	Steve Lowery	USA	69	73	75	72	289
36	Hunter Mahan	USA	74	69	71	75	289
36	Tjaart van der Walt	South Africa	70	73	72	74	289
42	Kenneth Ferrie	England	68	74	73	75	290
42	Charles Howell III	USA	75	70	72	73	290
42	Trevor Immelman	South Africa	69	74	71	76	290
42	Andrew Oldcorn	Scotland	73	70	71	76	290
42	Adam Scott	Australia	73	68	74	75	290
47	Paul Bradshaw	England	75	67	72	77	291
47	Alastair Forsyth	Scotland	68	74	79	70	291
47	Mathias Gronberg	Sweden	70	74	73	74	291
47	Miguel Angel Jimenez	Spain	74	71	71	75	291
47	Jerry Kelly	USA	75	70	73	73	291
47	Shaun Micheel	USA	70	72	70	79	291

POS	PLAYER	COUNTRY	R1	R2	R3	R4	TOTAL
47	Sean Whiffin	England	73	72	71	75	291
54	Steve Flesch	USA	75	70	70	77	292
54	Ignacio Garrido	Spain	71	74	72	75	292
54	Raphael Jacquelin	France	72	72	73	75	292
57	James Kingston	South Africa	73	72	74	74	293
57	Paul McGinley	Rep. of Ire.	69	76	75	73	293
57	Carl Pettersson	Sweden	68	77	74	74	293
60	Paul Broadhurst	England	71	74	72	77	294
60	Gary Emerson	England	70	71	76	77	294
60	Brad Faxon	USA	74	68	73	79	294
63	Chris DiMarco	USA	71	71	78	76	296
63	Mark Foster	England	71	72	76	77	296
63	Stuart Wilson (A)	Scotland	68	75	77	76	296
66	Marten Olander	Sweden	68	74	78	77	297
66	Rory Sabbatini	South Africa	71	72	73	81	297
68	Martin Erlandsson	Sweden	73	70	77	78	298
68	Paul Wesselingh	England	73	72	76	77	298
70	Bob Tway	USA	76	68	73	82	299
71	Rich Beem	USA	69	73	77	81	300
71	Christian Cevaer	France	70	74	74	82	300
73	Sandy Lyle	Scotland	70	73	81	79	303
74	Scott Barr	Australia	70	76	-	-	-
74	Chad Campbell	USA	72	74	-	-	-
74	Tim Clark	South Africa	73	73	-	-	-
74	Luke Donald	England	75	71	-	-	-
74	Klas Eriksson	Sweden	73	73	-	-	-
74	Jim Furyk	USA	73	73	-	-	-
74	Mathew Goggin	Australia	68	78	-	-	-
74	Jay Haas	USA	70	76	-	-	-
74	S K Ho	Korea	72	74	-	-	-
74	Fredrik Jacobson	Sweden	75	71	-	-	-
74	Euan Little	Scotland	74	72	-	-	-
85	Robert Allenby	Australia	70	77	-	-	-
85	Lloyd Campbell (A)	England	73	74	-	-	-
85	Jonathan Cheetham	England	72	75	-	-	-
85	Glen Day	USA	74	73	-	-	-
85	Padraig Harrington	Rep. of Ire.	76	71	-	-	-
85	Barry Hume	Scotland	72	75	-	-	-
85	Brendan Jones	Australia	71	76	-	-	-
85	Stephen Leaney	Australia	73	74	-	-	-
85	Peter Lonard	Australia	76	71	-	-	-
85	Grant Muller	South Africa	73	74	-	-	-
85	Peter O'Malley	Australia	77	70	-	-	-
85	Craig Parry	Australia	76	71	-	-	-
85	Jean-Francois Remesy	France	74	73	-	-	-
85	Chris Riley	USA	72	75	-	-	-
85	Paul Sheehan	Australia	75	72	-	-	-
85	Sven Struver	Germany	74	73	-	-	-
85	Steven Tiley (A)	England	71	76	-	-	-
102	Arjun Atwal	India	74	74	-	-	-
102	John Daly	USA	70	78	-	-	-
102	Nick Flanagan (A)	Australia	72	76	-	-	-

POS	PLAYER	COUNTRY	R1	R2	R3	R4	TOTAL
102	Sergio Garcia	Spain	75	73	-	-	-
102	Tim Herron	USA	72	76	-	-	-
102	John Huston	USA	75	73	-	-	-
102	Maarten Lafeber	Netherlands	74	74	-	-	-
102	Phillip Price	Wales	75	73	-	-	-
102	Daniel Sugrue	Rep. of Ire.	74	74	-	-	-
102	Ben Willman	England	72	76	-	-	-
112	Stephen Ames	Canada	74	75	-	-	-
112	Aaron Baddeley	Australia	74	75	-	-	-
112	Cameron Beckman	USA	75	74	-	-	-
112	Ben Curtis	USA	75	74	-	-	-
112	Brian Davis	England	72	77	-	-	-
112	Zach Johnson	USA	73	76	-	-	-
112	Spike McRoy	USA	71	78	-	-	-
112	Greg Norman	Australia	73	76	-	-	-
112	Miles Tunnickliff	England	74	75	-	-	-
121	Richard Green	Australia	74	76	-	-	-
121	Anders Hansen	Denmark	76	74	-	-	-
121	Matthew Hazelden	England	79	71	-	-	-
121	Hidemasa Hoshino	Japan	76	74	-	-	-
121	Jonathan Kaye	USA	74	76	-	-	-
121	Simon Wakefield	England	73	77	-	-	-
127	Simon Dyson	England	75	76	-	-	-
127	Darren Fichardt	South Africa	71	80	-	-	-
127	Peter Hedblom	Sweden	78	73	-	-	-
127	Tom Lehman	USA	73	78	-	-	-
127	Hennie Otto	South Africa	74	77	-	-	-
127	Craig Perks	New Zealand	74	77	-	-	-
133	Scott Drummond	Scotland	73	79	-	-	-
133	Graeme McDowell	N. Ireland	79	73	-	-	-
133	Brian McElhinney (A)	Rep. of Ire.	76	76	-	-	-
133	Eduardo Romero	Argentina	77	75	-	-	-
137	Thomas Bjorn	Denmark	74	79	-	-	-
137	Nick Faldo	England	76	77	-	-	-
137	Jimmy Green	USA	78	75	-	-	-
137	David Griffiths	England	75	78	-	-	-
141	Dinesh Chand	Fiji	80	74	-	-	-
141	Nicolas Colsaerts	Belgium	77	77	-	-	-
141	David Howell	England	78	76	-	-	-
141	Frank Lickliter II	USA	77	77	-	-	-
145	Paul Lawrie	Scotland	78	77	-	-	-
146	Louis Oosthuizen	South Africa	74	82	-	-	-
146	Andrew Willey	England	80	76	-	-	-
148	Adam Le Vesconte	Australia	77	80	-	-	-
148	Ian Spencer	England	79	78	-	-	-
150	Andrew Buckle	Australia	76	82	-	-	-
151	Yoshinobu Tsukada	Japan	79	80	-	-	-
152	Tom Weiskopf	USA	80	80	-	-	-
153	Brett Taylor	England	86	75	-	-	-
154	Neil Evans	England	85	78	-	-	-
155	Lewis Atkinson	England	79	85	-	-	-
155	Anthony Millar	England	78	86	-	-	-



2003 – Royal St George's

Date: 17-20 July 2003
 Champion: Ben Curtis
 Total: 283
 Total score relative to par: -1
 Round Scores: 72 72 70 69
 Total Purse: £3,900,000
 First Prize: £700,000
 Runner Up: Vijay Singh, Thomas Bjorn
 Field: 156
 Cut/No. who advanced 36 holes: 150/75

Leader each round
 Round 1: Hennie Otto 68
 Round 2: Davis Love III 141
 Round 3: Thomas Bjorn 212

Low score for each round
 Round 1: 68 Hennie Otto
 Round 2: 68 Ernie Els
 Round 3: 67 Nick Faldo, Pierre Fulke
 Final Round: 68 Brian Davis, Greg Norman, Stewart Cink

POS	PLAYER	COUNTRY	R1	R2	R3	R4	TOTAL	POS	PLAYER	COUNTRY	R1	R2	R3	R4	TOTAL	POS	PLAYER	COUNTRY	R1	R2	R3	R4	TOTAL
1	Ben Curtis	USA	72	72	70	69	283	53	Michael Campbell	New Zealand	78	72	74	72	296	97	Jeff Sluman	USA	78	75	-	-	-
2	Thomas Bjorn	Denmark	73	70	69	72	284	53	Trevor Immelman	South Africa	77	73	72	74	296	97	David Toms	USA	80	73	-	-	-
2	Vijay Singh	Fiji	75	70	69	70	284	53	Raphael Jacquelin	France	77	71	72	76	296	107	Chris DiMarco	USA	79	75	-	-	-
4	Davis Love III	USA	69	72	72	72	285	53	David Lynn	England	73	76	71	76	296	107	Soren Hansen	Denmark	80	74	-	-	-
4	Tiger Woods	USA	73	72	69	71	285	53	Mark McNulty	Zimbabwe	79	71	77	69	296	107	Cliff Kresge	USA	81	73	-	-	-
6	Brian Davis	England	77	73	68	68	286	53	Rory Sabbatini	South Africa	79	71	75	71	296	107	Hirofumi Miyase	Japan	81	73	-	-	-
6	Fredrik Jacobson	Sweden	70	76	70	70	286	59	Darren Clarke	N. Ireland	75	75	71	76	297	107	Marten Olander	Sweden	79	75	-	-	-
8	Nick Faldo	England	76	74	67	70	287	59	Alastair Forsyth	Scotland	74	70	78	75	297	107	Peter O'Malley	Australia	78	76	-	-	-
8	Kenny Perry	USA	74	70	70	73	287	59	Skip Kendall	USA	73	76	73	75	297	113	Luke Donald	England	76	79	-	-	-
10	Gary Evans	England	71	75	70	72	288	59	Peter Lonard	Australia	73	73	70	81	297	113	Kenneth Ferrie	England	74	81	-	-	-
10	Sergio Garcia	Spain	73	71	70	74	288	59	Phil Mickelson	USA	74	72	73	78	297	113	Fred Funk	USA	75	80	-	-	-
10	Retief Goosen	South Africa	73	75	71	69	288	59	Craig Parry	Australia	73	73	76	75	297	113	Dudley Hart	USA	76	79	-	-	-
10	Hennie Otto	South Africa	68	76	75	69	288	65	Charles Howell III	USA	71	76	77	74	298	113	Paul Lawrie	Scotland	81	74	-	-	-
10	Phillip Price	Wales	74	72	69	73	288	65	Stephen Leaney	Australia	74	76	78	70	298	113	Craig Perks	New Zealand	78	77	-	-	-
10	Stuart Appleby	Australia	75	71	71	72	289	65	Len Mattiace	USA	74	75	74	75	298	113	Nobuhito Sato	Japan	72	83	-	-	-
15	Chad Campbell	USA	74	71	72	72	289	65	Mark O'Meara	USA	73	77	77	71	298	113	Charl Schwartzel	South Africa	78	77	-	-	-
15	Pierre Fulke	Sweden	77	72	67	73	289	69	Katsuyoshi Tomori	Japan	72	77	75	76	300	113	Christopher Smith	England	77	78	-	-	-
18	Ernie Els	South Africa	78	68	72	72	290	70	John Rollins	USA	72	76	78	75	301	122	Paul Casey	England	85	71	-	-	-
18	Mathias Gronberg	Sweden	71	74	73	72	290	71	Chris Smith	USA	74	73	76	79	302	122	Robert-Jan Derksen	Netherlands	78	78	-	-	-
18	Greg Norman	Australia	69	79	74	68	290	72	John Daly	USA	75	74	74	80	303	122	Steve Flesch	USA	73	83	-	-	-
18	Tom Watson	USA	71	77	73	69	290	72	Ian Woosnam	Wales	73	75	80	75	303	122	David Howell	England	77	79	-	-	-
22	Angel Cabrera	Argentina	75	73	70	73	291	74	Jesper Parnevik	Sweden	72	75	DQ	-	-	122	Jonathan Kaye	USA	75	81	-	-	-
22	KJ Choi	Korea	77	72	72	70	291	74	Mark Roe	England	77	70	DQ	-	-	122	Shigeki Maruyama	Japan	83	73	-	-	-
22	Peter Fowler	Australia	77	73	70	71	291	76	Mark Calcavecchia	USA	78	73	-	-	-	122	Greg Owen	England	79	77	-	-	-
22	Padraig Harrington	Rep. of Ire.	75	73	74	69	291	76	Anders Hansen	Denmark	76	75	-	-	-	122	Adam Scott	Australia	82	74	-	-	-
22	Thomas Levett	France	71	73	74	73	291	76	Lee Janzen	USA	76	75	-	-	-	122	Simon Wakefield	England	82	74	-	-	-
22	J L Lewis	USA	78	70	72	71	291	76	Justin Leonard	USA	74	77	-	-	-	122	Gary Wolstenholme (A)	England	74	82	-	-	-
28	Mark Foster	England	73	73	72	74	292	76	Jose Maria Olazabal	Spain	74	77	-	-	-	132	Gary Emerson	England	77	80	-	-	-
28	S K Ho	Korea	70	73	72	77	292	76	Eduardo Romero	Argentina	75	76	-	-	-	132	Euan Little	Scotland	80	77	-	-	-
28	Paul McGinley	Rep. of Ire.	77	73	69	73	292	76	Steen Tinning	Denmark	78	73	-	-	-	132	Jyoti Randhawa	India	80	77	-	-	-
28	Andrew Oldcorn	Scotland	72	74	73	73	292	76	Lee Westwood	England	76	75	-	-	-	132	Mark Smith	England	80	77	-	-	-
28	Nick Price	Zimbabwe	74	72	72	74	292	84	Bradley Dredge	Wales	80	72	-	-	-	132	Hidetoshi Tanihara	Japan	79	78	-	-	-
28	Mike Weir	Canada	74	76	71	71	292	84	Niclas Fasth	Sweden	76	76	-	-	-	132	Paul Wesselingh	England	79	78	-	-	-
34	Stewart Cink	USA	75	75	75	68	293	84	Jim Furyk	USA	74	78	-	-	-	138	Ben Crane	USA	78	80	-	-	-
34	Jose Coceres	Argentina	77	70	72	74	293	84	Ignacio Garrido	Spain	80	72	-	-	-	138	Iain Pyman	England	81	77	-	-	-
34	Bob Estes	USA	77	71	76	69	293	84	Jay Haas	USA	80	72	-	-	-	140	Justin Rose	England	79	80	-	-	-
34	Shingo Katayama	Japan	76	73	73	71	293	84	Soren Kjeldsen	Denmark	74	78	-	-	-	141	Scott Godfrey (A)	England	82	78	-	-	-
34	Scott McCarron	USA	71	74	73	75	293	84	Bernhard Langer	Germany	76	76	-	-	-	141	David Smail	New Zealand	77	83	-	-	-
34	Adam Mednick	Sweden	76	72	76	69	293	84	Sandy Lyle	Scotland	73	79	-	-	-	143	David Duval	USA	83	78	-	-	-
34	Gary Murphy	Rep. of Ire.	73	74	73	73	293	84	Nick O'Hern	Australia	82	70	-	-	-	143	Philip Golding	England	83	78	-	-	-
34	Marco Ruiz	Paraguay	73	71	75	74	293	84	Corey Pavin	USA	74	78	-	-	-	143	Malcolm Mackenzie	England	82	79	-	-	-
34	Duffy Waldorf	USA	76	73	71	73	293	84	Andrew Raitt	England	74	78	-	-	-	146	Robert Coles	England	85	77	-	-	-
43	Robert Allenby	Australia	73	75	74	72	294	84	Hal Sutton	USA	76	76	-	-	-	146	Adam Le Vesconte	Australia	82	80	-	-	-
43	Rich Beem	USA	76	74	75	69	294	84	Scott Verplank	USA	78	74	-	-	-	148	Anthony Sproston	England	83	80	-	-	-
43	Tom Byrum	USA	77	72	71	74	294	97	Ricky Barnes (A)	USA	79	74	-	-	-	149	Andrew George	England	79	85	-	-	-
46	Markus Brier	Austria	76	71	74	74	295	97	Steven Bowditch	Australia	77	76	-	-	-	150	Noboru Sugai	Japan	83	82	-	-	-
46	Fred Couples	USA	71	75	71	78	295	97	Joe Durant	USA	77	76	-	-	-	151	Toru Taniguchi	Japan	82	87	-	-	-
46	Brad Faxon	USA	77	73	70	75	295	97	Todd Hamilton	USA	76	77	-	-	-	152	Charles Challen	England	86	87	-	-	-
46	Mathew Goggin	Australia	76	72	70	77	295	97	Jarrod Moseley	Australia	74	79	-	-	-	153	Steve Elkington	Australia	86	NR	-	-	-
46	Tom Lehman	USA	77	73	72	73	295	97	Rolf Muntz	Netherlands	82	71	-	-	-	154	Jerry Kelly	USA	86	Wd	-	-	-
46	Ian Poulter	England	78	72	70	75	295	97	Cameron Percy	Australia	76	77	-	-	-	155	Paul Azinger	USA	Scr	-	-	-	-
46	Anthony Wall	England	75	74	71	75	295	97	Chris Riley	USA	78	75	-	-	-	155	Colin Montgomerie	Scotland	Scr	-	-	-	-



2002 – Muirfield

Date: 18-21 July 2002

Champion: Ernie Els

Total: 278

Total score relative to par: -6

Round Scores: 70 66 72 70

Total Purse: £3,800,000

First Prize: £700,000

Runner Up: Thomas Levet,
Stuart Appleby, Steve Elkington

Field: 156

Cut/No. who advanced 36 holes: 144/83

Leader each round

Round 1: Duffy Waldorf, David Toms, Carl Pettersson 67

Round 2: Ernie Els, Shigeki Maruyama,

Padraig Harrington, Duffy Waldorf, Bob Tway 136

Round 3: Ernie Els 208

Low score for each round

Round 1: 67 Duffy Waldorf, David Toms, Carl Petterson

Round 2: 64 Colin Montgomerie

Round 3: 68 Steve Elkington, Peter Lonard,
Justin Leonard, Justin Rose

Final Round: 65 Stuart Appleby, Gary Evans,
Peter O'Malley, Pierre Fulke, Tiger Woods



POS	PLAYER	COUNTRY	R1	R2	R3	R4	TOTAL
1	Ernie Els	South Africa	70	66	72	70	278
2	Stuart Appleby	Australia	73	70	70	65	278
2	Steve Elkington	Australia	71	73	68	66	278
2	Thomas Levet	France	72	66	74	66	278
5	Gary Evans	England	72	68	74	65	279
5	Padraig Harrington	Rep. of Ire.	69	67	76	67	279
5	Shigeki Maruyama	Japan	68	68	75	68	279
8	Thomas Bjorn	Denmark	68	70	73	69	280
8	Sergio Garcia	Spain	71	69	71	69	280
8	Retief Goosen	South Africa	71	68	74	67	280
8	Soren Hansen	Denmark	68	69	73	70	280
8	Scott Hoch	USA	74	69	71	66	280
8	Peter O'Malley	Australia	72	68	75	65	280
14	Justin Leonard	USA	71	72	68	70	281
14	Peter Lonard	Australia	72	72	68	69	281
14	Davis Love III	USA	71	72	71	67	281
14	Nick Price	Zimbabwe	68	70	75	68	281
18	Bob Estes	USA	71	70	73	68	282
18	Scott McCarron	USA	71	68	72	71	282
18	Greg Norman	Australia	71	72	71	68	282
18	Duffy Waldorf	USA	67	69	77	69	282
22	David Duval	USA	72	71	70	70	283
22	Toshimitsu Izawa	Japan	76	68	72	67	283
22	Mark O'Meara	USA	69	69	77	68	283
22	Corey Pavin	USA	69	70	75	69	283
22	Chris Riley	USA	70	71	76	66	283
22	Justin Rose	England	68	75	68	72	283
28	Bradley Dredge	Wales	70	72	74	68	284
28	Niclas Fash	Sweden	70	73	71	70	284
28	Pierre Fulke	Sweden	72	69	78	65	284
28	Jerry Kelly	USA	73	71	70	70	284
28	Bernhard Langer	Germany	72	72	71	69	284
28	Jesper Parnevik	Sweden	72	72	70	70	284
28	Loren Roberts	USA	74	69	70	71	284
28	Des Smyth	Rep. of Ire.	68	69	74	73	284
28	Tiger Woods	USA	70	68	81	65	284
37	Darren Clarke	N. Ireland	72	67	77	69	285
37	Andrew Coltart	Scotland	71	69	74	71	285
37	Neal Lancaster	USA	71	71	76	67	285
37	Stephen Leaney	Australia	71	70	75	69	285
37	Scott Verplank	USA	72	68	74	71	285
37	Ian Woosnam	Wales	72	72	73	68	285
43	Trevor Immelman	South Africa	72	72	71	71	286
43	Steve Jones	USA	68	75	73	70	286
43	Carl Pettersson	Sweden	67	70	76	73	286
43	Esteban Toledo	Mexico	73	70	75	68	286
47	Paul Eales	England	73	71	76	67	287
47	Jeff Maggert	USA	71	68	80	68	287
47	Rocco Mediate	USA	71	72	74	70	287
50	Fredrik Andersson	Sweden	74	70	74	70	288
50	Warren Bennett	England	71	68	82	67	288
50	Ian Garbutt	England	69	70	74	75	288

POS	PLAYER	COUNTRY	R1	R2	R3	R4	TOTAL
50	Mikko Ilonen	Finland	71	70	77	70	288
50	Shingo Katayama	Japan	72	68	74	74	288
50	Barry Lane	England	74	68	72	74	288
50	Craig Perks	New Zealand	72	70	71	75	288
50	Ian Poulter	England	69	69	78	72	288
50	Bob Tway	USA	70	66	78	74	288
59	Stewart Cink	USA	71	69	80	69	289
59	Joe Durant	USA	72	71	73	73	289
59	Nick Faldo	England	73	69	76	71	289
59	Richard Green	Australia	72	72	75	70	289
59	Kenichi Kuboya	Japan	70	73	73	73	289
59	Paul Lawrie	Scotland	70	70	78	71	289
59	Steve Stricker	USA	69	70	81	69	289
66	Chris DiMarco	USA	72	69	75	74	290
66	Phil Mickelson	USA	68	76	76	70	290
66	Jarrod Moseley	Australia	70	73	75	72	290
69	Stephen Ames	Canada	68	70	81	72	291
69	Jim Carter	USA	74	70	73	74	291
69	Matthew Cort	England	73	71	78	69	291
69	Len Mattiace	USA	68	73	77	73	291
69	Toru Taniguchi	Japan	71	73	76	71	291
69	Mike Weir	Canada	73	69	74	75	291
75	Sandy Lyle	Scotland	68	76	73	75	292
75	Chris Smith	USA	74	69	71	78	292
77	Randers Hansen	Denmark	71	72	79	71	293
77	Roger Wessels	South Africa	72	71	73	77	293
79	David Park	Wales	73	67	74	80	294
80	Mark Calcavecchia	USA	74	66	81	74	295
80	Lee Janzen	USA	70	69	84	72	295
82	Colin Montgomerie	Scotland	74	64	84	75	297
83	David Toms	USA	67	75	81	75	298
84	John Bickerton	England	73	72	-	-	-
84	Michael Campbell	New Zealand	74	71	-	-	-
84	Marc Farry	France	70	75	-	-	-
84	Brad Faxon	USA	70	75	-	-	-
84	Matt Kuchar	USA	75	70	-	-	-
84	Jose Maria Olazabal	Spain	73	72	-	-	-
84	Magnus Persson	Sweden	72	73	-	-	-
84	Jean-Francois Remesy	France	68	77	-	-	-
84	Eduardo Romero	Argentina	72	73	-	-	-
84	Adam Scott	Australia	77	68	-	-	-
84	Lee Westwood	England	72	73	-	-	-
95	Alex Cejka	Germany	73	73	-	-	-
95	KJ Choi	Korea	73	73	-	-	-
95	Tim Clark	South Africa	70	76	-	-	-
95	Scott Henderson	Scotland	78	68	-	-	-
95	Robert Karlsson	Sweden	72	74	-	-	-
95	Tom Lehman	USA	70	76	-	-	-
95	Billy Mayfair	USA	71	75	-	-	-
95	Paul McGinley	Rep. of Ire.	72	74	-	-	-
95	Craig Parry	Australia	72	74	-	-	-
95	Tim Petrovic	USA	73	73	-	-	-

POS	PLAYER	COUNTRY	R1	R2	R3	R4	TOTAL
95	John Senden	Australia	76	70	-	-	-
95	Taichi Teshima	Japan	69	77	-	-	-
95	Tom Whitehouse	England	75	71	-	-	-
108	Robert Allenby	Australia	73	74	-	-	-
108	Luke Donald	England	73	74	-	-	-
108	Jim Furyk	USA	71	76	-	-	-
108	Mathias Gronberg	Sweden	75	72	-	-	-
108	David Howell	England	73	74	-	-	-
108	Raphael Jacquelin	France	74	73	-	-	-
108	Scott Laycock	Australia	73	74	-	-	-
108	Tsuneyuki Nakajima	Japan	75	72	-	-	-
108	Vijay Singh	Fiji	72	75	-	-	-
108	Simon Young (A)	England	76	71	-	-	-
118	Jose Coceres	Argentina	70	78	-	-	-
118	Ricardo Gonzalez	Argentina	76	72	-	-	-
118	Miguel Angel Jimenez	Spain	73	75	-	-	-
118	John Kemp (A)	England	74	74	-	-	-
118	Andrew Oldcorn	Scotland	79	69	-	-	-
118	Greg Owen	England	76	72	-	-	-
118	Ian Stanley	Australia	76	72	-	-	-
125	Benn Barham	England	76	73	-	-	-
125	Adam Mednick	Sweden	75	74	-	-	-
125	Phillip Price	Wales	75	74	-	-	-
125	Hal Sutton	USA	74	75	-	-	-
129	Paul Casey	England	72	78	-	-	-
129	John Cook	USA	74	76	-	-	-
129	Mattias Eliasson	Sweden	78	72	-	-	-
129	Darren Fichardt	South Africa	80	70	-	-	-
129	Frank Lickliter II	USA	74	76	-	-	-
129	Raymond Russell	Scotland	71	79	-	-	-
129	Dean Wilson	USA	71	79	-	-	-
136	Peter Baker	England	75	76	-	-	-
136	John Daly	USA	74	77	-	-	-
136	Gary Emerson	England	75	76	-	-	-
136	Dudley Hart	USA	74	77	-	-	-
136	Fredrik Jacobson	Sweden	78	73	-	-	-
136	Patrik Sjolund	Sweden	75	76	-	-	-
136	Kevin Sutherland	USA	73	78	-	-	-
136	Toru Suzuki	Japan	79	72	-	-	-
144	Billy Andrade	USA	77	75	-	-	-
144	Angel Cabrera	Argentina	73	79	-	-	-
144	Alejandro Larrazabal (A)	Spain	77	75	-	-	-
144	Malcolm Mackenzie	England	76	76	-	-	-
144	John Riegger	USA	78	74	-	-	-
149	Jamie Spence	England	77	78	-	-	-
149	Tom Watson	USA	77	78	-	-	-
151	James Kingston	South Africa	76	81	-	-	-
151	Paul Mayo	Wales	84	73	-	-	-
153	Kiyoshi Miyazato	Japan	77	82	-	-	-
154	Roger Chapman	England	74	DQ	-	-	-
154	Jonathan Kaye	USA	74	DQ	-	-	-
156	Thongchai Jaidee	Thailand	80	Wd	-	-	-



2001 – Royal Lytham & St Annes

Date: 19-22 July 2001
 Champion: David Duval
 Total: 274
 Total score relative to par: -10
 Round Scores: 69 73 65 67
 Total Purse: £3,300,000
 First Prize: £600,000
 Runner Up: Niclas Fasth
 Silver Medal (amateur): David Dixon
 Field: 156
 Cut/No. who advanced 36 holes: 144/70

Leader each round
 Round 1: Colin Montgomerie 65
 Round 2: Colin Montgomerie 135
 Round 3: David Duval, Bernhard Langer,
 Ian Woosnam, Alex Cejka 207

Low score for each round
 Round 1: 65 Colin Montgomerie
 Round 2: 65 Des Smyth
 Round 3: 65 David Duval
 Final Round: 66 Mikko Ilonen, Bob Estes

POS	PLAYER	COUNTRY	R1	R2	R3	R4	TOTAL	POS	PLAYER	COUNTRY	R1	R2	R3	R4	TOTAL	POS	PLAYER	COUNTRY	R1	R2	R3	R4	TOTAL
1	David Duval	USA	69	73	65	67	274	47	Lee Westwood	England	73	70	71	74	288	103	David Frost	South Africa	74	74	-	-	-
2	Niclas Fasth	Sweden	69	69	72	67	277	54	Mark Calcavecchia	USA	72	70	72	75	289	103	Brian Gay	USA	72	76	-	-	-
3	Darren Clarke	N. Ireland	70	69	69	70	278	54	Paul Curry	England	72	71	71	75	289	103	Daren Lee	England	76	72	-	-	-
3	Ernie Els	South Africa	71	71	67	69	278	54	Carlos Franco	Paraguay	71	71	73	74	289	103	Jeff Maggert	USA	72	76	-	-	-
3	Miguel Angel Jimenez	Spain	69	72	67	70	278	54	Paul McGinley	Rep. of Ire.	69	72	72	76	289	103	Gary Orr	Scotland	73	75	-	-	-
3	Bernhard Langer	Germany	71	69	67	71	278	54	Jose Maria Olazabal	Spain	69	74	73	73	289	103	Dennis Paulson	USA	78	70	-	-	-
3	Billy Mayfair	USA	69	72	67	70	278	54	Rory Sabbatini	South Africa	70	69	76	74	289	103	Nobuhito Sato	Japan	76	72	-	-	-
3	Ian Woosnam	Wales	72	68	67	71	278	54	Duffy Waldorf	USA	70	73	69	77	289	112	Seve Ballesteros	Spain	78	71	-	-	-
9	Sergio Garcia	Spain	70	72	67	70	279	61	Stuart Appleby	Australia	69	75	72	74	290	112	Bob Charles	New Zealand	75	74	-	-	-
9	Mikko Ilonen	Finland	68	75	70	66	279	62	Gordon Brand Jr	Scotland	70	72	75	74	291	112	Fred Couples	USA	71	78	-	-	-
9	Jesper Parnevik	Sweden	69	68	71	71	279	62	Brandel Chamblee	USA	72	69	74	76	291	112	Steve Elkington	Australia	77	72	-	-	-
9	Kevin Sutherland	USA	75	69	68	67	279	62	Pierre Fulke	Sweden	69	67	72	83	291	112	Michael Hoey (A)	N. Ireland	73	76	-	-	-
13	Billy Andrade	USA	69	70	70	71	280	65	Neil Cheetham	England	72	72	73	78	295	112	Tony Jacklin	England	75	74	-	-	-
13	Alex Cejka	Germany	69	69	69	73	280	66	Alexandre Balicki	France	69	75	75	77	296	112	Bob May	USA	77	72	-	-	-
13	Retief Goosen	South Africa	74	68	67	71	280	66	Thomas Levett	France	72	72	77	75	296	112	Mark McNulty	Zimbabwe	70	79	-	-	-
13	Raphael Jacquelin	France	71	68	69	72	280	68	David Smail	New Zealand	71	72	76	79	298	112	Andrew Oldcorn	Scotland	73	76	-	-	-
13	Colin Montgomerie	Scotland	65	70	73	72	280	69	Scott Henderson	Scotland	75	69	81	76	301	112	Carl Paulson	USA	72	77	-	-	-
13	Loren Roberts	USA	70	70	70	70	280	69	Sandy Lyle	Scotland	72	71	77	81	301	112	Jeff Quinney (A)	USA	76	73	-	-	-
13	Vijay Singh	Fiji	70	70	71	69	280	71	John Bickerton	England	74	71	-	-	-	123	Simon Dyson	England	77	73	-	-	-
13	Des Smyth	Rep. of Ire.	74	65	70	71	280	71	Gary Birch	Germany	75	70	-	-	-	123	Nathan Green	Australia	75	75	-	-	-
21	Davis Love III	USA	73	67	74	67	281	71	Markus Brier	Austria	74	71	-	-	-	123	Matthew Griffiths (A)	Wales	73	77	-	-	-
21	Nick Price	Zimbabwe	73	67	68	73	281	71	Joe Durant	USA	75	70	-	-	-	123	Shingo Katayama	Japan	75	75	-	-	-
23	Michael Campbell	New Zealand	71	72	71	68	282	71	Steve Flesch	USA	74	71	-	-	-	123	Naomichi Ozaki	Japan	77	73	-	-	-
23	Greg Owen	England	69	68	72	73	282	71	Mathias Gronberg	Sweden	75	70	-	-	-	123	Mike Weir	Canada	78	72	-	-	-
25	Bob Estes	USA	74	70	73	66	283	71	Jean Hugo	South Africa	73	72	-	-	-	123	Dean Wilson	USA	72	78	-	-	-
25	Joe Ogilvie	USA	69	68	71	75	283	71	Fredrik Jacobson	Sweden	74	71	-	-	-	130	Thomas Bjorn	Denmark	76	75	-	-	-
25	Eduardo Romero	Argentina	70	68	72	73	283	71	Soren Kjeldsen	Denmark	73	72	-	-	-	130	John Huston	USA	76	75	-	-	-
25	Tiger Woods	USA	71	68	73	71	283	71	Stephen Leaney	Australia	76	69	-	-	-	130	Steve Jones	USA	74	77	-	-	-
29	Barry Lane	England	70	72	72	70	284	71	John Leonard	USA	74	71	-	-	-	130	Jerry Kelly	USA	74	77	-	-	-
30	Stewart Cink	USA	71	72	72	70	285	71	Peter O'Malley	Australia	71	74	-	-	-	130	Geoff Ogilvy	Australia	76	75	-	-	-
30	David Dixon (A)	England	70	71	70	74	285	83	Mark Brooks	USA	73	73	-	-	-	130	Mark Roe	England	73	78	-	-	-
30	Phil Mickelson	USA	70	72	72	71	285	83	Dinesh Chand	Fiji	75	71	-	-	-	130	Brett Rumford	Australia	73	78	-	-	-
30	Phillip Price	Wales	74	69	71	71	285	83	Robert Coles	England	73	73	-	-	-	137	Roger Chapman	England	76	76	-	-	-
30	Justin Rose	England	69	72	74	70	285	83	Matthew Cort	England	77	69	-	-	-	137	Jim Furyk	USA	77	75	-	-	-
30	Nicolas Vanhootehem	Belgium	72	68	70	75	285	83	Nick Faldo	England	75	71	-	-	-	137	Mark Sanders	England	79	73	-	-	-
30	Scott Verplank	USA	71	72	70	72	285	83	Soren Hansen	Denmark	71	75	-	-	-	137	Henrik Stenson	Sweden	75	77	-	-	-
37	Andrew Coltart	Scotland	75	68	70	73	286	83	Robert Karlsson	Sweden	75	71	-	-	-	137	Greg Turner	New Zealand	79	73	-	-	-
37	Padraig Harrington	Rep. of Ire.	75	66	74	71	286	83	Shigeki Maruyama	Japan	75	71	-	-	-	137	Jean Van de Velde	France	77	75	-	-	-
37	Dudley Hart	USA	74	69	69	74	286	83	Corey Pavin	USA	71	75	-	-	-	137	Tom Watson	USA	74	78	-	-	-
37	Frank Lickliter II	USA	71	71	73	71	286	83	Taichi Teshima	Japan	74	72	-	-	-	144	Juan Carlos Aguero	Spain	77	77	-	-	-
37	Toru Taniguchi	Japan	72	69	72	73	286	83	Bradford Vaughan	South Africa	72	74	-	-	-	144	John Kemp (A)	England	76	78	-	-	-
42	Richard Green	Australia	71	70	72	74	287	94	Aaron Baddeley	Australia	75	72	-	-	-	144	Graham Rankin	Scotland	79	75	-	-	-
42	J.P. Hayes	USA	69	71	74	73	287	94	Scott Hoch	USA	75	72	-	-	-	144	Hidemichi Tanaka	Japan	76	78	-	-	-
42	Paul Lawrie	Scotland	72	70	69	76	287	94	David Howell	England	74	73	-	-	-	148	Angel Cabrera	Argentina	80	75	-	-	-
42	Mark O'Meara	USA	70	69	72	76	287	94	Olle Karlsson	Sweden	72	75	-	-	-	148	Wayne Riley	Australia	78	77	-	-	-
42	Steve Stricker	USA	71	69	72	75	287	94	Tom Lehman	USA	75	72	-	-	-	150	Matt McGuire	England	71	85	-	-	-
47	Robert Allenby	Australia	73	71	71	73	288	94	Mark Pilkington	Wales	77	70	-	-	-	150	Toshiaki Odate	Japan	76	80	-	-	-
47	Chris DiMarco	USA	68	74	72	74	288	94	David Toms	USA	74	73	-	-	-	152	Gary Player	South Africa	77	82	-	-	-
47	Brad Faxon	USA	68	71	74	75	288	94	Mark Wiebe	USA	73	74	-	-	-	152	Simon Vale	England	85	74	-	-	-
47	Matt Gogel	USA	73	70	71	74	288	94	Stuart Wilson (A)	Scotland	77	70	-	-	-	154	Stuart Callan	Scotland	78	82	-	-	-
47	Peter Lonard	Australia	72	70	74	72	288	103	Jose Coceres	Argentina	71	77	-	-	-	155	Rocco Mediate	USA	74	Wd	-	-	-
47	Adam Scott	Australia	73	71	70	74	288	103	John Daly	USA	72	76	-	-	-	155	Chris Perry	USA	78	Wd	-	-	-



2000 – St Andrews

Date: 20-23 July 2000

Champion: Tiger Woods

Total: 269

Total score relative to par: -19

Round Scores: 67 66 67 69

Total Purse: £2,750,000

First Prize: £500,000

Runner Up: Ernie Els, Thomas Bjorn

Field: 156

Cut/No. who advanced 36 holes: 144/74

Leader each round

Round 1: Ernie Els 66

Round 2: Tiger Woods 133

Round 3: Tiger Woods 200


Low score for each round

Round 1: 66 Ernie Els

Round 2: 66 Tiger Woods, Phil Mickelson,
Davis Love III, Jose Coceres

Round 3: 66 David Duval, Bob May,
Bernhard Langer

Final Round: 67 Paul Azinger, Davis Love III



POS	PLAYER	COUNTRY	R1	R2	R3	R4	TOTAL
1	Tiger Woods	USA	67	66	67	69	269
2	Thomas Bjorn	Denmark	69	69	68	71	277
2	Ernie Els	South Africa	66	72	70	69	277
4	Tom Lehman	USA	68	70	70	70	278
4	David Toms	USA	69	67	71	71	278
6	Fred Couples	USA	70	68	72	69	279
7	Paul Azinger	USA	69	72	72	67	280
7	Darren Clarke	N. Ireland	70	69	68	73	280
7	Pierre Fulke	Sweden	69	72	70	69	280
7	Loren Roberts	USA	69	68	70	73	280
11	Stuart Appleby	Australia	73	70	68	70	281
11	David Duval	USA	70	70	66	75	281
11	Bernhard Langer	Germany	74	70	66	71	281
11	Davis Love III	USA	74	66	74	67	281
11	Bob May	USA	72	72	66	71	281
11	Mark McNulty	Zimbabwe	69	72	70	70	281
11	Phil Mickelson	USA	72	66	71	72	281
11	Dennis Paulson	USA	68	71	69	73	281
11	Vijay Singh	Fiji	70	70	73	68	281
20	Notah Begay III	USA	69	73	69	71	282
20	Bob Estes	USA	72	69	70	71	282
20	Steve Flesch	USA	67	70	71	74	282
20	Padraig Harrington	Rep. of Ire.	68	72	70	72	282
20	Paul McGinley	Rep. of Ire.	69	72	71	70	282
20	Steve Pate	USA	73	70	71	68	282
26	Mark Calcavecchia	USA	73	70	71	69	283
26	Miguel Angel Jimenez	Spain	73	71	71	68	283
26	Colin Montgomerie	Scotland	71	70	72	70	283
26	Mark O'Meara	USA	70	73	69	71	283
26	Dean Robertson	Scotland	73	70	68	72	283
31	Steve Jones	USA	70	70	72	72	284
31	Jose Maria Olazabal	Spain	72	70	71	71	284
31	Jarmo Sandelin	Sweden	70	70	75	69	284
31	Jean Van de Velde	France	71	68	72	73	284
35	Eduardo Romero	Argentina	71	68	72	74	285
36	Robert Allenby	Australia	72	71	72	71	286
36	Jose Coceres	Argentina	74	66	69	77	286
36	Sergio Garcia	Spain	68	69	73	76	286
36	Jesper Parnevik	Sweden	73	69	72	72	286
36	Craig Parry	Australia	72	72	71	71	286
41	Stewart Cink	USA	69	73	76	69	287
41	Nick Faldo	England	70	71	75	71	287
41	Jim Furyk	USA	69	71	75	72	287
41	Retief Goosen	South Africa	72	72	71	72	287
41	Justin Leonard	USA	70	74	72	71	287
41	Jeff Maggert	USA	72	71	69	75	287
41	Jarrod Moseley	Australia	70	71	70	76	287
41	Nick O'Hern	Australia	69	74	70	74	287
41	Gary Orr	Scotland	72	71	72	72	287
41	Lucas Parsons	Australia	70	72	71	74	287
41	Tsuyoshi Yoneyama	Japan	74	69	70	74	287
52	Ian Garbutt	England	68	75	70	75	288

POS	PLAYER	COUNTRY	R1	R2	R3	R4	TOTAL
52	Rocco Mediate	USA	74	69	76	69	288
52	Mike Weir	Canada	75	68	70	75	288
55	Andrew Coltart	Scotland	70	72	73	74	289
55	David Frost	South Africa	73	71	71	74	289
55	Shigeki Maruyama	Japan	68	76	69	76	289
55	Greg Owen	England	70	74	72	73	289
55	Tom Watson	USA	73	71	72	73	289
60	Steve Elkington	Australia	73	69	74	74	290
60	Christy O'Connor Jr	Rep. of Ire.	69	75	72	74	290
60	Jeff Sluman	USA	72	68	75	75	290
60	Kirk Triplett	USA	73	71	74	72	290
64	Desvonde Botes	South Africa	71	70	76	74	291
64	Per-Ulrik Johansson	Sweden	72	69	76	74	291
64	Ian Poulter	England	74	69	73	75	291
64	Lee Westwood	England	70	70	76	75	291
68	Gordon Brand Jr	Scotland	69	72	80	71	292
68	Ian Woosnam	Wales	72	72	73	75	292
70	Kazuhiko Hosokawa	Japan	75	69	77	73	294
70	Tom Kite	USA	72	72	76	74	294
72	Lionel Alexandre	France	75	68	76	76	295
72	Peter Senior	Australia	71	71	74	79	295
74	Dudley Hart	USA	69	74	Wd	-	-
75	Michael Campbell	New Zealand	72	73	-	-	-
75	Jim Carter	USA	72	73	-	-	-
75	Marc Farry	France	72	73	-	-	-
75	Fred Funk	USA	71	74	-	-	-
75	Mikko Ilonen (A)	Finland	74	71	-	-	-
75	Yasuharu Imano	Japan	77	68	-	-	-
75	Maarten Lafeber	Netherlands	73	72	-	-	-
75	Stephen Leaney	Australia	75	70	-	-	-
75	Hirofumi Miyase	Japan	72	73	-	-	-
75	Nobuhito Sato	Japan	75	70	-	-	-
75	Jamie Spence	England	74	71	-	-	-
75	Hal Sutton	USA	75	70	-	-	-
75	Katsuyoshi Tomori	Japan	73	72	-	-	-
75	Scott Verplank	USA	72	73	-	-	-
89	Angel Cabrera	Argentina	74	72	-	-	-
89	Scott Dunlap	USA	68	78	-	-	-
89	Simon Dyson	England	72	74	-	-	-
89	Paul Eales	England	74	72	-	-	-
89	John Huston	USA	76	70	-	-	-
89	Phillip Price	Wales	75	71	-	-	-
89	Nick Price	Zimbabwe	76	70	-	-	-
89	Jean-Francois Remy	France	69	77	-	-	-
89	Manny Zeman	South Africa	78	68	-	-	-
98	Seve Ballesteros	Spain	78	69	-	-	-
98	John Bickerton	England	75	72	-	-	-
98	Mark Brooks	USA	74	73	-	-	-
98	Bob Charles	New Zealand	72	75	-	-	-
98	Nicholas Henning	South Africa	78	69	-	-	-
98	Lee Janzen	USA	75	72	-	-	-
98	Andrew Oldcorn	Scotland	71	76	-	-	-

POS	PLAYER	COUNTRY	R1	R2	R3	R4	TOTAL
98	Jyoti Randhawa	India	73	74	-	-	-
98	Adam Scott	Australia	72	75	-	-	-
98	Steve Stricker	USA	73	74	-	-	-
98	David Sutherland	USA	75	72	-	-	-
98	Steen Tinning	Denmark	76	71	-	-	-
98	Sam Torrance	Scotland	72	75	-	-	-
98	Ted Tryba	USA	73	74	-	-	-
98	Steve Webster	England	74	73	-	-	-
98	Wei-Tze Yeh	Taiwan	77	70	-	-	-
114	Alex Cejka	Germany	78	70	-	-	-
114	Roger Chapman	England	75	73	-	-	-
114	John Daly	USA	76	72	-	-	-
114	Chris DiMarco	USA	72	76	-	-	-
114	Luke Donald (A)	England	73	75	-	-	-
114	Carlos Franco	Paraguay	75	73	-	-	-
114	Shingo Katayama	Japan	71	77	-	-	-
114	Simon Khan	England	76	72	-	-	-
114	Brian Marchbank	Scotland	74	74	-	-	-
114	Yoshinori Mizumaki	Japan	74	74	-	-	-
114	Corey Pavin	USA	73	75	-	-	-
114	Philip Rowe (A)	England	72	76	-	-	-
114	Patrik Sjolander	Sweden	76	72	-	-	-
127	Jose Manuel Carriles	Spain	77	72	-	-	-
127	Brian Davis	England	72	77	-	-	-
127	David Gossett (A)	USA	71	78	-	-	-
127	Tim Herron	USA	77	72	-	-	-
127	Sandy Lyle	Scotland	71	78	-	-	-
127	Naomichi Ozaki	Japan	79	70	-	-	-
127	Chris Perry	USA	74	75	-	-	-
134	Jack Nicklaus	USA	77	73	-	-	-
134	Raymond Russell	Scotland	74	76	-	-	-
134	Scott Watson	England	76	74	-	-	-
137	Paul Dwyer	England	76	75	-	-	-
137	Mark James	England	76	75	-	-	-
137	Stuart Little	England	79	72	-	-	-
137	Tom Scherrer	USA	77	74	-	-	-
137	Bob Tway	USA	73	78	-	-	-
142	Kyi Hla Han	Myanmar	71	81	-	-	-
143	Adilson Da Silva	Brazil	79	74	-	-	-
143	Philip Golding	England	78	75	-	-	-
143	Robert Karlsson	Sweden	80	73	-	-	-
143	Paul Lawrie	Scotland	78	75	-	-	-
147	Jamie Harris	England	76	78	-	-	-
147	Tony Johnstone	Zimbabwe	79	75	-	-	-
149	Gary Emerson	England	79	76	-	-	-
149	Fredrik Jacobson	Sweden	82	73	-	-	-
151	Gary Player	South Africa	77	79	-	-	-
152	Paul Aflleck	Wales	76	81	-	-	-
152	Darren Fichardt	South Africa	81	76	-	-	-
152	Lee Trevino	USA	80	77	-	-	-
155	Michael Jonzon	Sweden	76	83	-	-	-
156	Colin Gillies	Scotland	80	80	-	-	-

Tiger Woods wins the millennium Open in style

A special occasion, the Millennium Open at St Andrews, deserved a special performance and Tiger Woods delivered it to perfection, establishing himself as an irresistible force in the game.

Having won the US Open at Pebble Beach by 15 strokes, he went on to win The Open by eight strokes in equally dominant fashion in front of a record gallery of over 230,000 for the week.

While conditions were benign, Woods was in total control of his game. At Pebble he had avoided three-putting the glassy greens.

On the Old Course, renowned for its tiny, hidden traps, he did not go in a single bunker. There were three bogeys but none came until the weekend when he had a comfortable lead. His 19-under-par tally was a record for any Major and his total of 269 a record for Opens at St Andrews. His winning margin was the largest in The Open since JH Taylor won by eight in 1913.

Ernie Els led on the first day with a 66 but Woods was only one behind. His own 66 on Friday put Tiger three ahead and a 67 in the third round doubled that advantage. David Duval birdied four of the first seven

holes to get within three on Sunday but he got no closer. Later he took an 8 at the 17th after four attempts to escape the Road Hole Bunker, leaving Els, also a runner-up at Pebble, and Thomas Bjorn sharing second place.

Woods, who closed with a 69, was the third Champion after Greg Norman and Nick Price to have four rounds under 70 and, at the age of 24, followed Gene Sarazen, Ben Hogan, Gary Player and Jack Nicklaus in winning all four of the Majors. "To have the opportunity to complete the Slam at St Andrews makes it even more special," Woods said.

Tiger Woods is presented with the Claret Jug





1999 – Carnoustie

Date: 15-18 July 1999

Champion: Paul Lawrie

Total: 290

Total score relative to par: 6

Round Scores: 73 74 76 67

Total Purse: £2,000,000

First Prize: £350,000

Runner Up: Justin Leonard,

Jean Van de Velde

Field: 156

Cut/No. who advanced 36 holes: 154/73

Leader each round

Round 1: Rodney Pampling 71

Round 2: Jean Van de Velde 143

Round 3: Jean Van de Velde 213

Low score for each round

Round 1: 71 Rodney Pampling

Round 2: 68 Jean Van de Velde

Round 3: 67 Craig Parry

Final Round: 67 Paul Lawrie



POS	PLAYER	COUNTRY	R1	R2	R3	R4	TOTAL
1	Paul Lawrie	Scotland	73	74	76	67	290
2	Justin Leonard	USA	73	74	71	72	290
2	Jean Van de Velde	France	75	68	70	77	290
4	Angel Cabrera	Argentina	75	69	77	70	291
4	Craig Parry	Australia	76	75	67	73	291
6	Greg Norman	Australia	76	70	75	72	293
7	David Frost	South Africa	80	69	71	74	294
7	Davis Love III	USA	74	74	77	69	294
7	Tiger Woods	USA	74	72	74	74	294
10	Scott Dunlap	USA	72	77	76	70	295
10	Jim Furyk	USA	78	71	76	70	295
10	Retief Goosen	South Africa	76	75	73	71	295
10	Jesper Parnevik	Sweden	74	71	78	72	295
10	Hal Sutton	USA	73	78	72	72	295
10	Colin Montgomerie	Scotland	74	76	72	74	295
15	Scott Verplank	USA	80	74	73	69	296
15	Tsuyoshi Yoneyama	Japan	77	74	73	72	296
18	Andrew Coltart	Scotland	74	74	72	77	297
18	Bernhard Langer	Germany	72	77	73	75	297
18	Frank Nobilo	New Zealand	76	76	70	75	297
18	Costantino Rocca	Italy	81	69	74	73	297
18	Patrik Sjolund	Sweden	74	72	77	74	297
18	Lee Westwood	England	76	75	74	72	297
24	Ernie Els	South Africa	74	76	76	72	298
24	Miguel Martin	Spain	74	76	72	76	298
24	Peter O'Malley	Australia	76	75	74	73	298
24	Brian Watts	USA	74	73	77	74	298
24	Ian Woosnam	Wales	76	74	74	74	298
29	Padraig Harrington	Rep. of Ire.	77	74	74	74	299
30	Thomas Bjorn	Denmark	79	73	75	73	300
30	Darren Clarke	N. Ireland	76	75	76	73	300
30	Pierre Fulke	Sweden	75	75	77	73	300
30	Tim Herron	USA	81	70	74	75	300
30	Jeff Maggert	USA	75	77	75	73	300
30	Len Mattiace	USA	73	74	75	78	300
30	Payne Stewart	USA	79	73	74	74	300
37	Paul Affleck	Wales	79	75	74	73	301
37	Peter Baker	England	77	74	78	72	301
37	Dudley Hart	USA	73	79	75	74	301
37	Mark McNulty	Zimbabwe	73	77	76	75	301
37	Nick Price	Zimbabwe	77	74	73	77	301
37	Mike Weir	Canada	83	71	72	75	301
43	Mark James	England	76	74	74	78	302
43	Duffy Waldorf	USA	80	72	76	74	302
45	David Howell	England	76	78	79	70	303
45	Naomichi Ozaki	Japan	74	78	75	76	303
45	Steve Pate	USA	73	76	80	74	303
45	Jeff Sluman	USA	80	74	77	72	303
49	Steve Allan	Australia	79	73	83	69	304
49	KJ Choi	Korea	76	72	81	75	304
49	Bob Estes	USA	75	76	77	76	304
49	Bradley Hughes	Australia	76	71	78	79	304

POS	PLAYER	COUNTRY	R1	R2	R3	R4	TOTAL
49	Thomas Levet	France	78	76	76	74	304
49	Peter Lonard	Australia	76	78	74	76	304
49	Neil Price	England	79	74	76	75	304
49	Dean Robertson	Scotland	76	75	78	75	304
49	Katsuyoshi Tomori	Japan	74	75	79	76	304
58	Santiago Luna	Spain	78	74	80	73	305
58	Dennis Paulson	USA	74	78	79	74	305
58	Phillip Price	Wales	77	76	77	75	305
58	Jeremy Robinson	England	77	76	77	75	305
62	Mark Brooks	USA	82	70	76	78	306
62	David Duval	USA	79	75	76	76	306
62	Johan Rystrom	Sweden	78	75	76	77	306
65	Jarmo Sandelin	Sweden	75	78	77	77	307
66	Sven Struver	Germany	77	73	79	79	308
67	Lee Thompson	England	75	78	76	80	309
68	Brian Davis	England	80	71	82	77	310
68	John Huston	USA	80	71	77	82	310
70	Lee Janzen	USA	80	74	79	78	311
71	Shingo Katayama	Japan	76	75	78	83	312
72	Derrick Cooper	UK	75	77	76	85	313
72	Martyn Thompson	England	76	78	78	81	313
74	Craig Hainline	USA	75	80	-	-	-
74	Jean Hugo	South Africa	78	77	-	-	-
74	Miguel Angel Jimenez	Spain	81	74	-	-	-
74	Pedro Linhart	Spain	80	75	-	-	-
74	Ross McFarlane	England	77	78	-	-	-
74	Rocco Mediate	USA	79	76	-	-	-
74	Phil Mickelson	USA	79	76	-	-	-
74	Scott Watson	England	74	81	-	-	-
74	Tom Watson	USA	82	73	-	-	-
83	Michael Campbell	New Zealand	79	77	-	-	-
83	Luke Donald (A)	England	80	76	-	-	-
83	Paul Eales	England	78	78	-	-	-
83	Carlos Franco	Paraguay	80	76	-	-	-
83	Brandt Jobe	USA	77	79	-	-	-
83	Stephen Leaney	Australia	79	77	-	-	-
83	Tom Lehman	USA	76	80	-	-	-
83	Michael Long	New Zealand	78	78	-	-	-
83	Andrew Magee	USA	77	79	-	-	-
83	Gilberto Morales	Venezuela	80	76	-	-	-
83	Per Nyman	Sweden	81	75	-	-	-
83	Corey Pavin	USA	80	76	-	-	-
83	Andrew Raitt	England	78	78	-	-	-
83	Justin Rose	England	79	77	-	-	-
83	Hidemichi Tanaka	Japan	82	74	-	-	-
83	Greg Turner	New Zealand	78	78	-	-	-
83	Bob Tway	USA	75	81	-	-	-
100	Warren Bennett	England	77	80	-	-	-
100	Steve Elkington	Australia	79	78	-	-	-
100	Nick Faldo	England	78	79	-	-	-
100	Christopher Hanell	Sweden	81	76	-	-	-
100	Gabriel Hjertstedt	Sweden	79	78	-	-	-

POS	PLAYER	COUNTRY	R1	R2	R3	R4	TOTAL
100	Jose Maria Olazabal	Spain	78	79	-	-	-
100	Mark O'Meara	USA	83	74	-	-	-
100	Rod Pampling	Australia	71	86	-	-	-
100	Des Smyth	Rep. of Ire.	75	82	-	-	-
100	Steve Stricker	USA	80	77	-	-	-
110	Glen Day	USA	79	79	-	-	-
110	Richard Green	Australia	81	77	-	-	-
110	Mathias Gronberg	Sweden	79	79	-	-	-
110	Robert Karlsson	Sweden	76	82	-	-	-
110	Shigeki Maruyama	Japan	78	80	-	-	-
110	David Park	Wales	77	81	-	-	-
116	Billy Andrade	USA	75	84	-	-	-
116	Stuart Appleby	Australia	78	81	-	-	-
116	Mark Calcavecchia	USA	78	81	-	-	-
116	David Carter	England	79	80	-	-	-
116	Scott Gump	USA	85	74	-	-	-
116	Jong-Duck Kim	Korea	83	76	-	-	-
116	Jarrold Moseley	Australia	85	74	-	-	-
116	Geoff Ogilvy	Australia	81	78	-	-	-
116	Greg Owen	England	78	81	-	-	-
116	Fabrice Tarnaud	France	80	79	-	-	-
126	Paddy Gribben (A)	Rep. of Ire.	75	85	-	-	-
126	Per-Ulrik Johansson	Sweden	79	81	-	-	-
126	Paul McGinley	Rep. of Ire.	83	77	-	-	-
126	Raymond Russell	Scotland	82	78	-	-	-
126	Craig Spence	Australia	81	79	-	-	-
131	Rich Beem	USA	80	81	-	-	-
131	Jon Bevan	England	81	80	-	-	-
131	Marc Farry	France	82	79	-	-	-
131	Stephen Gallacher	Scotland	82	79	-	-	-
131	Billy Mayfair	USA	81	80	-	-	-
131	Vijay Singh	Fiji	77	84	-	-	-
131	Graeme Storm (A)	England	82	79	-	-	-
138	Stewart Cink	USA	82	80	-	-	-
138	Ted Tryba	USA	80	82	-	-	-
140	Zane Scotland (A)	England	82	81	-	-	-
141	Bob Charles	New Zealand	83	81	-	-	-
141	Gary Player	South Africa	81	83	-	-	-
143	Kazuhiko Hosokawa	Japan	83	82	-	-	-
143	Allan MacDonald	England	80	85	-	-	-
145	Mark Allen	Australia	80	86	-	-	-
145	Seve Ballesteros	Spain	80	86	-	-	-
145	Anders Hansen	Denmark	82	84	-	-	-
145	Sandy Lyle	Scotland	85	81	-	-	-
149	Eduardo Herrera	Colombia	81	86	-	-	-
149	Tony Jacklin	England	85	82	-	-	-
149	Andrew Sherborne	England	87	80	-	-	-
152	Prayad Marksaeng	Thailand	91	79	-	-	-
153	Simon McCarthy	England	82	89	-	-	-
154	Sergio Garcia	Spain	89	83	-	-	-
155	Fred Funk	USA	83	Wd	-	-	-
155	Tom Gillis	USA	90	Wd	-	-	-



1998 – Royal Birkdale

Date: 16-19 July 1998
 Champion: Mark O'Meara
 Total: 280
 Total score relative to par: 0
 Round Scores: 72 68 72 68
 Total Purse: £1,800,000
 First Prize: £300,000
 Runner Up: Brian Watts
 Silver Medal (amateur): Justin Rose
 Field: 156
 Cut/No. who advanced 36 holes: 146/81

Leader each round
 Round 1: John Huston, Tiger Woods 65
 Round 2: Brian Watts 137
 Round 3: Brian Watts 210

Low score for each round
 Round 1: 65 John Huston, Tiger Woods
 Round 2: 66 Justin Rose (A)
 Round 3: 70 Katsuyoshi Tomori, Costantino Rocca
 Final Round: 66 Tiger Woods, Ray Russell

POS	PLAYER	COUNTRY	R1	R2	R3	R4	TOTAL	POS	PLAYER	COUNTRY	R1	R2	R3	R4	TOTAL	POS	PLAYER	COUNTRY	R1	R2	R3	R4	TOTAL
1	Mark O'Meara	USA	72	68	72	68	280	52	Billy Mayfair	USA	72	73	77	74	296	103	Gary Brown	England	74	75	-	-	-
2	Brian Watts	USA	68	69	73	70	280	52	Frankie Minoza	Philippines	69	75	76	76	296	103	Derrick Cooper	UK	72	77	-	-	-
3	Tiger Woods	USA	65	73	77	66	281	52	Larry Mize	USA	70	75	79	72	296	103	Grant Dodd	Australia	70	79	-	-	-
4	Jim Furyk	USA	70	70	72	70	282	52	Steve Stricker	USA	70	72	80	74	296	103	Pdraig Harrington	Rep. of Ire.	73	76	-	-	-
4	Jesper Parnevik	Sweden	68	72	72	70	282	57	Greg Chalmers	Australia	71	75	77	74	297	103	J.P. Hayes	USA	70	79	-	-	-
4	Justin Rose (A)	England	72	66	75	69	282	57	Trevor Dodds	Namibia	73	71	81	72	297	103	Bernhard Langer	Germany	74	75	-	-	-
4	Raymond Russell	Scotland	68	73	75	66	282	57	Ignacio Garrido	Spain	71	74	80	72	297	103	Paul Lawrie	Scotland	73	76	-	-	-
8	Davis Love III	USA	67	73	77	68	285	57	Steve Jones	USA	73	72	79	73	297	103	Tom Watson	USA	73	76	-	-	-
9	Thomas Bjorn	Denmark	68	71	76	71	286	57	Justin Leonard	USA	73	73	82	69	297	113	KJ Choi	Korea	70	80	-	-	-
9	Costantino Rocca	Italy	72	74	70	70	286	57	Eduardo Romero	Argentina	71	70	79	77	297	113	Retief Goosen	South Africa	74	76	-	-	-
11	David Duval	USA	70	71	75	71	287	57	Ian Woosnam	Wales	72	74	76	75	297	113	Jean Louis Guepy	France	74	76	-	-	-
11	Brad Faxton	USA	67	74	74	72	287	64	Carlos Franco	Paraguay	71	73	76	78	298	113	Scott Hoch	USA	73	77	-	-	-
11	John Huston	USA	65	77	73	72	287	64	Lee Westwood	England	71	71	78	78	298	113	Per-Ulrik Johansson	Sweden	74	76	-	-	-
14	Gordon Brand Jr	Scotland	71	70	76	71	288	66	Mark Brooks	USA	71	73	75	80	299	113	Lee Jones	England	77	73	-	-	-
15	Peter Baker	England	69	72	77	71	289	66	Michael Campbell	New Zealand	73	73	80	73	299	113	Matt Kuchar (A)	USA	75	75	-	-	-
15	Jose Maria Olazabal	Spain	73	72	75	69	289	66	Stewart Cink	USA	71	73	83	72	299	113	Tom Lehman	USA	71	79	-	-	-
15	Des Smyth	Rep. of Ire.	74	69	75	71	289	66	Fred Couples	USA	66	74	78	81	299	113	John Lovell	England	72	78	-	-	-
15	Greg Turner	New Zealand	68	75	75	71	289	66	Didier De Vooght (A)	Belgium	70	76	80	73	299	113	Corey Pavin	USA	74	76	-	-	-
19	Robert Allenby	Australia	67	76	78	69	290	66	Michael Long	New Zealand	70	74	78	77	299	113	David Shacklady	England	76	74	-	-	-
19	Mark James	England	71	74	74	71	290	72	Andrew Clapp	England	72	74	81	73	300	124	John Daly	USA	73	78	-	-	-
19	Sandy Lyle	Scotland	71	72	75	72	290	73	Gary Evans	England	69	74	84	74	301	124	Fredrik Henge	Sweden	75	76	-	-	-
19	Vijay Singh	Fiji	67	74	78	71	290	74	Bob May	USA	70	73	85	75	303	124	Skip Kendall	USA	74	77	-	-	-
19	Curtis Strange	USA	73	73	74	70	290	75	Andrew McLardy	South Africa	72	74	80	78	304	124	Stephen Leaney	Australia	75	76	-	-	-
24	Stephen Ames	Canada	68	72	79	72	291	76	Fredrik Jacobson	Sweden	67	78	81	79	305	124	Matt McGuire	England	74	77	-	-	-
24	Bob Estes	USA	72	70	76	73	291	77	Kazuhiro Hosokawa	Japan	72	73	81	80	306	124	Mark McNulty	Zimbabwe	73	78	-	-	-
24	Lee Janzen	USA	72	69	80	70	291	81	Robert Giles	England	72	74	83	78	307	124	Gary Player	South Africa	77	74	-	-	-
24	Peter O'Malley	Australia	71	71	78	71	291	79	Phil Mickelson	USA	71	74	85	78	308	131	Steve Allan	Australia	72	80	-	-	-
24	Sam Torrance	Scotland	69	77	75	70	291	80	Andrew Oldcorn	Scotland	75	71	84	79	309	131	Howard Clark	England	73	79	-	-	-
29	Scott Dunlap	USA	72	69	80	71	292	81	Dudley Hart	USA	73	72	85	80	310	131	Ross Drummond	Scotland	74	78	-	-	-
29	Ernie Els	South Africa	72	74	74	72	292	82	Brian Davis	England	72	75	-	-	-	131	Steven Young	Scotland	74	78	-	-	-
29	Sergio Garcia (A)	Spain	69	75	76	72	292	82	Keiichiro Fukabori	Japan	70	77	-	-	-	135	Russell Claydon	England	74	79	-	-	-
29	Shigeki Maruyama	Japan	70	73	75	74	292	82	Tony Johnstone	Zimbabwe	73	74	-	-	-	135	Andrew Magee	USA	75	78	-	-	-
29	Nick Price	Zimbabwe	66	72	82	72	292	82	Barry Lane	England	72	75	-	-	-	135	Frank Nobilo	New Zealand	76	77	-	-	-
29	Loren Roberts	USA	66	76	76	74	292	82	Thomas Levet	France	72	75	-	-	-	138	Steven Alker	New Zealand	73	81	-	-	-
35	Mark Calcavecchia	USA	69	77	73	74	293	82	Jeff Maggert	USA	73	74	-	-	-	138	Steven Armstrong	England	76	78	-	-	-
35	Santiago Luna	Spain	70	72	80	71	293	82	Paul McGinley	Rep. of Ire.	72	75	-	-	-	138	Ben Crenshaw	USA	76	78	-	-	-
35	Sven Struver	Germany	75	70	80	68	293	82	Colin Montgomerie	Scotland	73	74	-	-	-	138	Mats Hallberg	Sweden	77	77	-	-	-
38	Joakim Haeggman	Sweden	71	74	78	71	294	82	Craig Parry	Australia	73	74	-	-	-	138	Robert Karlsson	Sweden	72	82	-	-	-
38	Tom Kite	USA	72	69	79	74	294	82	Phillip Price	Wales	72	75	-	-	-	138	Daren Lee	England	76	78	-	-	-
38	Naomichi Ozaki	Japan	72	73	76	73	294	82	Carl Suneson	Spain	77	70	-	-	-	138	Graham Spring	Rep. of Ire.	74	80	-	-	-
38	Patrik Sjolund	Sweden	72	72	77	73	294	82	Bob Tway	USA	68	79	-	-	-	145	Mark Litton	England	75	80	-	-	-
38	Steen Tinning	Denmark	69	76	77	72	294	94	Seve Ballesteros	Spain	73	75	-	-	-	145	Toru Suzuki	Japan	78	77	-	-	-
38	Philip Walton	Rep. of Ire.	68	76	74	76	294	94	Darren Clarke	N. Ireland	73	75	-	-	-	147	Stuart Appleby	Australia	76	80	-	-	-
44	David Carter	England	71	75	76	73	295	94	Glen Day	USA	75	73	-	-	-	147	Bradley Dredge	Wales	78	78	-	-	-
44	Andrew Coltart	Scotland	68	77	75	75	295	94	Joe Durant	USA	74	74	-	-	-	147	Greig Hutcheon	Scotland	73	83	-	-	-
44	Rodger Davis	Australia	76	70	78	71	295	94	Simon McCarthy (A)	England	73	75	-	-	-	147	Gary Orr	Scotland	78	78	-	-	-
44	Nick Faldo	England	72	73	75	75	295	94	Peter Mitchell	England	76	72	-	-	-	151	Scott Henderson	Scotland	77	80	-	-	-
44	David Frost	South Africa	72	73	78	72	295	94	Yoshinori Mizumaki	Japan	71	77	-	-	-	152	Peter Hedblom	Sweden	76	82	-	-	-
44	David Howell	England	68	77	79	71	295	94	Peter Senior	Australia	71	77	-	-	-	153	Jeff Remesy	France	77	82	-	-	-
44	Payne Stewart	USA	71	71	78	75	295	94	Toru Taniguchi	Japan	71	77	-	-	-	154	Steve Elkington	Australia	75	Wd	-	-	-
44	Katsuyoshi Tomori	Japan	75	71	70	79	295	103	Paul Azinger	USA	76	73	-	-	-	154	Francis Howley	Rep. of Ire.	78	Wd	-	-	-
52	Brandt Jobe	USA	70	73	82	71	296	103	Richard Bland	England	71	78	-	-	-	154	Miguel Angel Jimenez	Spain	73	DQ	-	-	-



1997 – Royal Troon

Date: 17-20 July 1997

Champion: Justin Leonard

Total: 272

Total score relative to par: -12

Round Scores: 69 66 72 65

Total Purse: £1,600,000

First Prize: £250,000

Runner Up: Darren Clarke,

Jesper Parnevik

Silver Medal (amateur): Barclay Howard

Field: 156

Cut/No. who advanced 36 holes: 147/70

Leader each round

Round 1: Jim Furyk, Darren Clarke 67

Round 2: Darren Clarke 133

Round 3: Jesper Parnevik 202

Low score for each round

Round 1: 67 Jim Furyk, Darren Clarke

Round 2: 66 Darren Clarke, Justin Leonard,

Jesper Parnevik, David Tapping

Round 3: 64 Tiger Woods

Final Round: 65 Justin Leonard



POS	PLAYER	COUNTRY	R1	R2	R3	R4	TOTAL
1	Justin Leonard	USA	69	66	72	65	272
2	Darren Clarke	N. Ireland	67	66	71	71	275
2	Jesper Parnevik	Sweden	70	66	66	73	275
4	Jim Furyk	USA	67	72	70	70	279
5	Stephen Ames	Canada	74	69	66	71	280
5	Padraig Harrington	Rep. of Ire.	75	69	69	67	280
7	Fred Couples	USA	69	68	70	74	281
7	Peter O'Malley	Australia	73	70	70	68	281
7	Eduardo Romero	Argentina	74	68	67	72	281
10	Robert Allenby	Australia	76	68	66	72	282
10	Mark Calavecchia	USA	74	67	72	69	282
10	Ernie Els	South Africa	75	69	69	69	282
10	Retief Goosen	South Africa	75	69	70	68	282
10	Tom Kite	USA	72	67	74	69	282
10	Davis Love III	USA	70	71	74	67	282
10	Shigeki Maruyama	Japan	74	69	70	69	282
10	Frank Nobilo	New Zealand	74	72	68	68	282
10	Tom Watson	USA	71	70	70	71	282
10	Lee Westwood	England	73	70	67	72	282
20	Stuart Appleby	Australia	72	72	68	71	283
20	Brad Faxon	USA	77	67	72	67	283
20	Mark James	England	76	67	70	70	283
20	Jose Maria Olazabal	Spain	75	68	73	67	283
24	Jay Haas	USA	71	70	73	70	284
24	Tom Lehman	USA	74	72	72	66	284
24	Peter Lonard	Australia	72	70	69	73	284
24	Phil Mickelson	USA	76	68	69	71	284
24	Colin Montgomerie	Scotland	76	69	69	70	284
24	David A. Russell	England	75	72	68	69	284
24	Tiger Woods	USA	72	74	64	74	284
24	Ian Woosnam	Wales	71	73	69	71	284
32	Rodger Davis	Australia	73	73	70	70	286
32	David Duval	USA	73	69	73	71	286
32	Jonathan Lomas	England	72	71	69	74	286
32	Andrew Magee	USA	70	75	72	69	286
32	Mark McNulty	Zimbabwe	78	67	72	69	286
37	Greg Norman	Australia	69	73	70	75	287
38	Michael Bradley	USA	72	73	73	70	288
38	John Kernohan	USA	76	70	74	68	288
38	Bernhard Langer	Germany	72	74	69	73	288
38	Mark O'Meara	USA	73	73	74	68	288
38	Raymond Russell	Scotland	72	72	74	70	288
38	Vijay Singh	Fiji	77	69	70	72	288
44	Jose Coceres	Argentina	76	70	71	72	289
44	Jerry Kelly	USA	76	68	72	73	289
44	Curtis Strange	USA	71	71	70	77	289
44	David Tapping	England	71	66	78	74	289
48	Steve Jones	USA	76	71	68	75	290
48	Jim Payne	England	74	71	74	71	290
50	Richard Boxall	England	75	71	72	73	291
50	Angel Cabrera	Argentina	70	70	76	75	291
50	Nick Faldo	England	71	73	75	72	291

POS	PLAYER	COUNTRY	R1	R2	R3	R4	TOTAL
50	Jeff Maggert	USA	76	69	71	75	291
50	Peter Mitchell	England	75	69	76	71	291
50	Corey Pavin	USA	78	69	76	68	291
50	Wayne Riley	Australia	74	71	75	71	291
50	Peter Senior	Australia	76	70	73	72	291
50	Greg Turner	New Zealand	76	71	72	72	291
59	Payne Stewart	USA	73	74	71	74	292
60	Barclay Howard (A)	Scotland	70	74	76	73	293
60	Jack Nicklaus	USA	73	74	71	75	293
62	Tom Purtzer	USA	72	71	73	78	294
62	Stevie Spence	England	78	69	72	75	294
62	Jamie Stricker	USA	72	73	74	75	294
62	Peter Teravainen	USA	74	72	73	75	294
66	Gary Clark	England	74	72	72	77	295
66	Per-Ulrik Johansson	Sweden	72	75	73	75	295
66	Paul McGinley	Rep. of Ire.	76	71	77	71	295
69	Tommy Tolles	USA	77	68	75	76	296
70	Billy Andrade	USA	72	72	78	76	298
71	Seve Ballesteros	Spain	77	71	-	-	-
71	Gordon Brand Jr	Scotland	76	72	-	-	-
71	Andrew Coltart	Scotland	76	72	-	-	-
71	Paul Curry	England	79	69	-	-	-
71	Steve Elkington	Australia	76	72	-	-	-
71	Pierre Fulke	Sweden	73	75	-	-	-
71	Peter Hedblom	Sweden	76	72	-	-	-
71	David Howell	England	75	73	-	-	-
71	Robert Karlsson	Sweden	76	72	-	-	-
71	Michael Long	New Zealand	78	70	-	-	-
71	Carl Mason	England	78	70	-	-	-
71	Gary Orr	Scotland	76	72	-	-	-
71	Dean Robertson	Scotland	76	72	-	-	-
71	Wayne Westner	South Africa	75	73	-	-	-
71	Mark Wiebe	USA	73	75	-	-	-
86	Peter Baker	England	79	70	-	-	-
86	Thomas Bjorn	Denmark	76	73	-	-	-
86	Paul Broadhurst	England	75	74	-	-	-
86	Robert Damron	USA	76	73	-	-	-
86	Lee Janzen	USA	78	71	-	-	-
86	Craig Parry	Australia	79	70	-	-	-
86	Gary Player	South Africa	78	71	-	-	-
86	Loren Roberts	USA	76	73	-	-	-
86	Craig Stadler	USA	78	71	-	-	-
86	Craig Watson (A)	Scotland	73	76	-	-	-
86	Brian Watts	USA	75	74	-	-	-
97	Mark Brooks	USA	80	70	-	-	-
97	Glen Day	USA	78	72	-	-	-
97	Scott Dunlap	USA	77	73	-	-	-
97	Scott McCarron	USA	73	77	-	-	-
97	Nick Price	Zimbabwe	78	72	-	-	-
97	Costantino Rocca	Italy	75	75	-	-	-
103	Philip Blackmar	USA	76	75	-	-	-
103	John Cook	USA	76	75	-	-	-

POS	PLAYER	COUNTRY	R1	R2	R3	R4	TOTAL
103	Ignacio Garrido	Spain	79	72	-	-	-
103	Thomas Gogele	Germany	76	75	-	-	-
103	Miguel Martin	Spain	79	72	-	-	-
103	Vanslow Phillips	England	80	71	-	-	-
103	Joost Steenkamer	Netherlands	78	73	-	-	-
103	Bob Tway	USA	78	73	-	-	-
111	Larry Batchelor	England	77	75	-	-	-
111	Warren Bladon (A)	England	78	74	-	-	-
111	Cameron Clark	England	79	73	-	-	-
111	Russell Claydon	England	79	73	-	-	-
111	Miguel Angel Jimenez	Spain	82	70	-	-	-
111	Jong-Duck Kim	Korea	77	75	-	-	-
111	Sam Torrance	Scotland	78	74	-	-	-
118	Mike Bradley	USA	77	76	-	-	-
118	Andrew Crerar	Scotland	76	77	-	-	-
118	Grant Dodd	Australia	78	75	-	-	-
118	Sandy Lyle	Scotland	78	75	-	-	-
118	Daniel Olsson (A)	Sweden	80	73	-	-	-
118	Jean Van de Velde	France	77	76	-	-	-
118	Shaun Webster (A)	England	75	78	-	-	-
125	Per Haugrud	Norway	79	75	-	-	-
125	Ross McFarlane	England	80	74	-	-	-
125	Mike Miller	Scotland	82	72	-	-	-
125	Hirofumi Miyase	Japan	79	75	-	-	-
125	Jeff Remesy	France	79	75	-	-	-
130	Klas Eriksson	Sweden	85	70	-	-	-
130	Richard Green	Australia	80	75	-	-	-
130	Dudley Hart	USA	78	77	-	-	-
130	Phil Hinton	England	78	77	-	-	-
130	Mark Roe	England	79	76	-	-	-
130	Andrew Sandywell	England	80	75	-	-	-
136	Ken Duke	USA	80	76	-	-	-
136	Shigenori Mori	Japan	80	76	-	-	-
136	Gary Murphy	Rep. of Ire.	84	72	-	-	-
136	Paul Stankowski	USA	80	76	-	-	-
140	Paul Azinger	USA	79	78	-	-	-
140	Yetsyn Taylor (A)	Wales	81	76	-	-	-
142	David Frost	South Africa	81	77	-	-	-
142	Mardan Mamat	Singapore	83	75	-	-	-
142	Brendan McGovern	Rep. of Ire.	84	74	-	-	-
145	Raphael Jacquelin	France	81	78	-	-	-
145	Steven Young (A)	Scotland	79	80	-	-	-
147	Steven Bottomley	England	79	81	-	-	-
148	Alex Cejka	Germany	81	80	-	-	-
149	Gaurav Ghei	India	81	81	-	-	-
150	Nobuhito Sato	Japan	85	78	-	-	-
151	Dennis Edlund	Sweden	87	77	-	-	-
151	James Miller (A)	England	80	84	-	-	-
153	Ian Baker-Finch	Australia	92	Wd	-	-	-
153	Yoshinori Kaneko	Japan	84	Wd	-	-	-
153	Naomichi Ozaki	Japan	76	Wd	-	-	-
153	Chris Perry	USA	80	Wd	-	-	-



1996 – Royal Lytham & St Annes

Date: 18-21 July 1996
 Champion: Tom Lehman
 Total: 271
 Total score relative to par: -13
 Round Scores: 67 67 64 73
 Total Purse: £1,400,000
 First Prize: £200,000
 Runner Up: Mark McCumber, Ernie Els
 Silver Medal (amateur): Tiger Woods
 Field: 156
 Cut/No. who advanced 36 holes: 143/77

Leader each round
 Round 1: Paul Broadhurst 65
 Round 2: Paul McGinley, Tom Lehman 134
 Round 3: Tom Lehman 198

Low score for each round
 Round 1: 65 Paul Broadhurst
 Round 2: 65 Peter Hedblom, Paul McGinley
 Round 3: 64 Tom Lehman
 Final Round: 65 Jeff Maggert

POS	PLAYER	COUNTRY	R1	R2	R3	R4	TOTAL	POS	PLAYER	COUNTRY	R1	R2	R3	R4	TOTAL	POS	PLAYER	COUNTRY	R1	R2	R3	R4	TOTAL
1	Tom Lehman	USA	67	67	64	73	271	45	Nick Price	Zimbabwe	68	73	71	73	285	96	Ross McFarlane	England	73	73	-	-	-
2	Ernie Els	South Africa	68	67	71	67	273	45	Craig Stadler	USA	71	71	75	68	285	96	Peter Senior	Australia	74	72	-	-	-
2	Mark McCumber	USA	67	69	71	66	273	45	Payne Stewart	USA	70	73	71	71	285	107	Steve Allan (A)	Australia	75	72	-	-	-
4	Nick Faldo	England	68	68	68	70	274	56	Robert Allenby	Australia	74	68	71	73	286	107	Gordon Brand Jr	Scotland	72	75	-	-	-
5	Mark Brooks	USA	67	70	68	71	276	56	Stephen Ames	Canada	71	72	69	74	286	107	Anders Forsbrand	Sweden	75	72	-	-	-
5	Jeff Maggert	USA	69	70	72	65	276	56	Sandy Lyle	Scotland	71	69	73	73	286	107	Satoshi Higashi	Japan	75	72	-	-	-
7	Fred Couples	USA	67	70	69	71	277	56	Jim Payne	England	72	71	73	70	286	107	Per-Ulrik Johansson	Sweden	70	77	-	-	-
7	Peter Hedblom	Sweden	70	65	75	67	277	60	Brian Barnes	Scotland	73	70	69	75	287	107	Justin Leonard	USA	79	68	-	-	-
7	Greg Norman	Australia	71	68	71	67	277	60	Michael Jonzon	Sweden	69	73	73	72	287	107	Mark Littton	England	72	75	-	-	-
7	Greg Turner	New Zealand	72	69	68	68	277	60	Jeff Sluman	USA	72	70	70	75	287	107	Colin Montgomerie	Scotland	73	74	-	-	-
11	Alex Cejka	Germany	73	67	71	67	278	60	D.A. Weibring	USA	71	72	72	72	287	107	Gary Player	South Africa	71	76	-	-	-
11	Darren Clarke	N. Ireland	70	68	69	71	278	64	Gordon Law	Scotland	74	69	71	74	288	107	Terry Price	Australia	77	70	-	-	-
11	Vijay Singh	Fiji	69	67	69	73	278	64	Costantino Rocca	Italy	71	70	74	73	288	107	Andrew Sherborne	England	73	74	-	-	-
14	David Duval	USA	76	67	66	70	279	64	Carl Suneson	Spain	73	69	74	72	288	107	Steen Tinning	Denmark	72	75	-	-	-
14	Shigeki Maruyama	Japan	68	70	69	72	279	67	Jahn Daly	USA	70	73	69	77	289	107	Ian Woosnam	Wales	75	72	-	-	-
14	Paul McGinley	Rep. of Ire.	69	65	74	71	279	67	Brett Ogle	Australia	70	73	73	73	289	120	Steven Bottomley	England	76	72	-	-	-
14	Mark McNulty	Zimbabwe	69	71	70	69	279	67	David A. Russell	England	70	72	74	73	289	120	Gary Emerson	England	76	72	-	-	-
18	Padraig Harrington	Rep. of Ire.	68	68	73	71	280	70	Howard Clark	England	72	71	76	71	290	120	Stephen Field	England	72	76	-	-	-
18	Rocco Mediate	USA	69	70	69	72	280	71	Bob Charles	New Zealand	71	72	71	77	291	120	Massimo Florioli	Italy	71	77	-	-	-
18	Loren Roberts	USA	67	69	72	72	280	72	Roger Chapman	England	72	70	70	80	292	120	Antoine Lebourg	France	72	76	-	-	-
18	Michael Welch	England	71	68	73	68	280	72	Domingo Hospital	Spain	75	68	77	72	292	120	Hajime Meshiai	Japan	76	72	-	-	-
22	Jay Haas	USA	70	72	71	68	281	72	Curtis Strange	USA	71	72	72	77	292	120	David J Russell	England	77	71	-	-	-
22	Mark James	England	70	68	75	68	281	72	Rick Todd	Canada	74	69	73	76	292	120	Wayne Westner	South Africa	78	70	-	-	-
22	Carl Mason	England	68	70	70	73	281	76	Retief Goosen	South Africa	72	71	74	76	293	128	Thomas Bjorn	Denmark	73	76	-	-	-
22	Steve Stricker	USA	71	70	66	74	281	77	Arnaud Langenaeken	Belgium	72	71	77	78	298	128	Diego Borrego	Spain	74	75	-	-	-
22	Tiger Woods (A)	USA	75	66	70	70	281	78	Bob Estes	USA	73	71	-	-	-	128	Stuart Cage	England	74	75	-	-	-
27	Paul Broadhurst	England	65	72	74	71	282	78	Marc Farry	France	70	74	-	-	-	128	Sergio Garcia (A)	Spain	76	73	-	-	-
27	Ben Crenshaw	USA	73	68	71	70	282	78	David Feherty	N. Ireland	77	67	-	-	-	128	Joakim Haeggman	Sweden	72	77	-	-	-
27	Tom Kite	USA	77	66	69	70	282	78	Silvio Grappasonni	Italy	71	73	-	-	-	128	Tim Herron	USA	74	75	-	-	-
27	Peter Mitchell	England	71	68	71	72	282	78	Barry Lane	England	71	73	-	-	-	128	Wayne Riley	Australia	73	76	-	-	-
27	Frank Nobilo	New Zealand	70	72	68	72	282	78	Santiago Luna	Spain	72	72	-	-	-	128	Jon Robson	England	75	74	-	-	-
27	Corey Pavin	USA	70	66	74	72	282	78	Sam Torrance	Scotland	72	72	-	-	-	128	Iain Steel	Scotland	72	77	-	-	-
33	Eamonn Darcy	Rep. of Ire.	73	69	71	70	283	78	Philip Walton	Rep. of Ire.	72	72	-	-	-	128	Fabrice Tarnaud	France	74	75	-	-	-
33	Brad Faxon	USA	67	73	68	75	283	78	Ricky Willison	England	72	72	-	-	-	138	Miguel Angel Jimenez	Spain	75	75	-	-	-
33	David Gilford	England	71	67	71	74	283	87	Woody Austin	USA	72	73	-	-	-	138	Robert Lee	England	77	73	-	-	-
33	Mark O'Meara	USA	67	69	72	75	283	87	Jose Coceres	Argentina	72	73	-	-	-	138	Andrew Oldcorn	Scotland	77	73	-	-	-
33	Eduardo Romero	Argentina	70	71	75	67	283	87	Steve Elkington	Australia	75	70	-	-	-	138	Jay Townsend	USA	72	78	-	-	-
33	Scott Simpson	USA	71	69	73	70	283	87	Sean Murphy	USA	76	69	-	-	-	138	Brian Zang	USA	80	70	-	-	-
33	Hidemichi Tanaka	Japan	67	71	70	75	283	87	Peter O'Malley	Australia	73	72	-	-	-	143	Paul Azinger	USA	74	77	-	-	-
33	Tommy Tolles	USA	73	70	71	69	283	87	Craig Parry	Australia	74	71	-	-	-	143	Mats Hallberg	Sweden	79	72	-	-	-
41	Mark Calcavecchia	USA	72	68	76	68	284	87	Jose Rivero	Spain	74	71	-	-	-	143	Lee Janzen	USA	74	77	-	-	-
41	Klas Eriksson	Sweden	68	75	72	69	284	87	Lee Westwood	England	71	74	-	-	-	143	Adam Mednick	Sweden	75	76	-	-	-
41	David Frost	South Africa	70	72	71	71	284	87	Fuzzy Zoeller	USA	70	75	-	-	-	147	Seve Ballesteros	Spain	74	78	-	-	-
41	Phil Mickelson	USA	72	71	72	69	284	96	Warren Bladon (A)	England	73	73	-	-	-	147	Ross Drummond	Scotland	78	74	-	-	-
45	Richard Boxall	England	72	70	71	72	285	96	Andrew Coltart	Scotland	72	74	-	-	-	147	Bob Tway	USA	79	73	-	-	-
45	Jim Furyk	USA	68	71	72	74	285	96	Paul Eales	England	73	73	-	-	-	150	Gary Brown	England	74	80	-	-	-
45	Todd Hamilton	USA	71	70	74	70	285	96	Tony Johnstone	Zimbabwe	70	76	-	-	-	151	Paul Lawrie	Scotland	78	77	-	-	-
45	Bradley Hughes	Australia	70	69	75	71	285	96	Steve Jones	USA	73	73	-	-	-	152	Kazuhiro Fukunaga	Japan	76	81	-	-	-
45	Peter Jacobsen	USA	72	70	74	69	285	96	Yoshinori Kaneko	Japan	73	73	-	-	-	153	Ian Baker-Finch	Australia	78	84	-	-	-
45	Billy Mayfair	USA	70	72	74	69	285	96	Davis Love III	USA	72	74	-	-	-	154	Michael Campbell	New Zealand	75	DQ	-	-	-
45	Jack Nicklaus	USA	69	66	77	73	285	96	Malcolm Mackenzie	England	71	75	-	-	-	154	Bernhard Langer	Germany	75	Wd	-	-	-
45	Jesper Parnevik	Sweden	72	69	69	75	285	96	Bill McColl	Scotland	74	72	-	-	-	154	Des Smyth	Rep. of Ire.	72	DQ	-	-	-



1995 – St Andrews

Date: 20-23 July 1995

Champion: John Daly

Total: 282

Total score relative to par: -6

Round Scores: 67 71 73 71

Total Purse: £1,250,000

First Prize: £125,000

Runner Up: Costantino Rocca

Silver Medal (amateur): Steve Webster

Field: 159

Cut/No. who advanced 36 holes: 148/103

Leader each round

Round 1: Tom Watson, Mark McNulty, John Daly, Ben Crenshaw 67

Round 2: Brad Faxon, Katsuyoshi Tomori, John Daly 138

Round 3: Michael Campbell 207


Low score for each round

Round 1: 67 Tom Watson, Mark McNulty, John Daly, Ben Crenshaw

Round 2: 67 Nick Faldo, Brad Faxon, Justin Leonard

Round 3: 65 Michael Campbell

Final Round: 68 Ryoken Kawagishi



POS	PLAYER	COUNTRY	R1	R2	R3	R4	TOTAL
1	John Daly	USA	67	71	73	71	282
2	Costantino Rocca	Italy	69	70	70	73	282
3	Steven Bottomley	England	70	72	72	69	283
3	Mark Brooks	USA	70	69	73	71	283
3	Michael Campbell	New Zealand	71	71	65	76	283
6	Steve Elkington	Australia	72	69	69	74	284
6	Vijay Singh	Fiji	68	72	73	71	284
8	Bob Estes	USA	72	70	71	72	285
8	Mark James	England	72	75	68	70	285
8	Corey Pavin	USA	69	70	72	74	285
11	Ernie Els	South Africa	71	68	72	75	286
11	Brett Ogle	Australia	73	69	71	73	286
11	Payne Stewart	USA	72	68	75	71	286
11	Sam Torrance	Scotland	71	70	71	74	286
15	Robert Allenby	Australia	71	74	71	71	287
15	Ben Crenshaw	USA	67	72	76	72	287
15	Brad Faxon	USA	71	67	75	74	287
15	Per-Ulrik Johansson	Sweden	69	78	68	72	287
15	Greg Norman	Australia	71	74	72	70	287
20	Andrew Coltart	Scotland	70	74	71	73	288
20	David Duval	USA	71	75	70	72	288
20	Barry Lane	England	72	73	68	75	288
20	Peter Mitchell	England	73	74	71	70	288
24	Mark Calcavecchia	USA	71	72	72	74	289
24	Bill Glasson	USA	68	74	72	75	289
24	Lee Janzen	USA	73	73	71	72	289
24	Bernhard Langer	Germany	72	71	73	73	289
24	Jesper Parnevik	Sweden	75	71	70	73	289
24	Katsuyoshi Tomori	Japan	70	68	73	78	289
24	Steve Webster (A)	England	70	72	74	73	289
31	Darren Clarke	N. Ireland	69	77	70	74	290
31	Ross Drummond	Scotland	74	68	77	71	290
31	David Feherty	N. Ireland	68	75	71	76	290
31	David Frost	South Africa	72	72	74	72	290
31	John Huston	USA	71	74	72	73	290
31	Peter Jacobsen	USA	71	76	70	73	290
31	Jose Maria Olazabal	Spain	72	72	74	72	290
31	Hisayuki Sasaki	Japan	74	71	72	73	290
31	Tom Watson	USA	67	76	70	77	290
40	Seve Ballesteros	Spain	75	69	76	71	291
40	Warren Bennett	England	72	74	73	72	291
40	John Cook	USA	69	70	75	77	291
40	Nick Faldo	England	74	67	75	75	291
40	Mark McNulty	Zimbabwe	67	76	74	74	291
40	Phil Mickelson	USA	70	71	77	73	291
40	Nick Price	Zimbabwe	70	74	70	77	291
40	Gordon Sherry (A)	Scotland	70	71	74	76	291
40	Brian Watts	USA	72	71	73	75	291
49	Brian Claar	USA	71	75	71	75	292
49	Anders Forsbrand	Sweden	70	74	75	73	292
49	Ken Green	USA	71	72	73	76	292
49	Tsuneyuki Nakajima	Japan	73	72	72	75	292
49	Mark O'Meara	USA	72	72	75	73	292

POS	PLAYER	COUNTRY	R1	R2	R3	R4	TOTAL
49	Ian Woosnam	Wales	71	74	76	71	292
55	Russell Claydon	England	70	74	71	78	293
55	Jim Gallagher Jr	USA	69	76	75	73	293
55	Peter O'Malley	Australia	71	73	74	75	293
58	Paul Broadhurst	England	73	72	76	73	294
58	Derrick Cooper	UK	71	76	74	73	294
58	Ray Floyd	USA	72	74	72	76	294
58	Martin Gates	England	73	73	72	76	294
58	David Gilford	England	69	72	75	78	294
58	Eduardo Herrera	Colombia	74	72	73	75	294
58	Tom Kite	USA	72	76	71	75	294
58	Paul Lawrie	Scotland	73	71	74	76	294
58	Justin Leonard	USA	73	67	77	77	294
58	Peter Senior	Australia	71	75	78	70	294
68	Peter Baker	England	70	74	81	70	295
68	Gary Hallberg	USA	72	74	72	77	295
68	Mats Hallberg	Sweden	68	76	75	76	295
68	Scott Hoch	USA	74	72	73	76	295
68	Olle Karlsson	Sweden	71	76	73	75	295
68	Jonathan Lomas	England	74	73	75	73	295
68	Jeff Maggert	USA	75	70	78	72	295
68	Frank Nobilo	New Zealand	70	71	80	74	295
68	Gary Player	South Africa	71	73	77	74	295
68	Jose Rivero	Spain	70	72	75	78	295
68	Tiger Woods (A)	USA	74	71	72	78	295
79	Patrick Burke	USA	75	72	78	71	296
79	Jay Haas	USA	76	72	70	78	296
79	Ryoken Kawagishi	Japan	72	76	80	68	296
79	Bob Lohr	USA	76	68	79	73	296
79	Steve Lowery	USA	69	74	76	77	296
79	Sandy Lyle	Scotland	71	71	79	75	296
79	Jack Nicklaus	USA	78	70	77	71	296
79	Dean Robertson	Scotland	71	73	74	78	296
79	Jarmo Sandelin	Sweden	75	71	77	73	296
88	Mark Davis	England	74	71	76	76	297
88	Jay Delsing	USA	72	75	73	77	297
88	Miguel Angel Jimenez	Spain	75	73	76	73	297
88	Wayne Riley	Australia	70	72	75	80	297
88	Eduardo Romero	Argentina	74	74	72	77	297
88	Gene Sauers	USA	69	73	75	80	297
94	John Hawksworth	England	73	74	75	76	298
94	Bill Longmuir	Scotland	72	76	72	78	298
96	Jose Coceres	Argentina	71	76	78	74	299
96	Lee Westwood	England	71	72	82	74	299
98	Simon Burnell	England	72	76	75	77	300
98	Davis Love III	USA	70	78	74	78	300
100	Gary Clark (A)	England	71	76	80	74	301
101	Mark Nichols	England	75	68	78	81	302
101	Don Pooley	USA	76	71	80	75	302
103	Pedro Linhart	Spain	72	75	77	79	303
104	Paul Azinger	USA	74	75	-	-	-
104	Bob Charles	New Zealand	73	76	-	-	-
104	Howard Clark	England	76	73	-	-	-

POS	PLAYER	COUNTRY	R1	R2	R3	R4	TOTAL
104	Peter Fowler	Australia	74	75	-	-	-
104	Nigel Graves	England	72	77	-	-	-
104	John Morse	USA	75	74	-	-	-
104	Masashi Ozaki	Japan	70	79	-	-	-
104	Scott Simpson	USA	72	77	-	-	-
104	Michael Springer	USA	75	74	-	-	-
104	Curtis Strange	USA	73	76	-	-	-
104	Bob Tway	USA	71	78	-	-	-
104	John Watson	England	76	73	-	-	-
116	Michel Besanceney	France	73	77	-	-	-
116	Wayne Grady	Australia	75	75	-	-	-
116	Brandt Jobe	USA	74	76	-	-	-
116	Tony Johnstone	Zimbabwe	75	75	-	-	-
116	Stephen Leaney	Australia	76	74	-	-	-
116	Miguel Martin	Spain	73	77	-	-	-
116	Mark McCumber	USA	73	77	-	-	-
116	Colin Montgomerie	Scotland	75	75	-	-	-
116	Loren Roberts	USA	76	74	-	-	-
116	Mark Roe	England	75	75	-	-	-
116	Jamie Spence	England	77	73	-	-	-
116	Craig Stadler	USA	74	76	-	-	-
128	John Bickerton	England	71	80	-	-	-
128	Paul Carman	England	72	79	-	-	-
128	Michael Clayton	Australia	74	77	-	-	-
128	Andrew Crerar	Scotland	77	74	-	-	-
128	Stephen Gallacher (A)	Scotland	72	79	-	-	-
128	Robert Karlsson	Sweden	77	74	-	-	-
128	Larry Mize	USA	74	77	-	-	-
128	Tom Wargo	USA	72	79	-	-	-
128	Tom Weiskopf	USA	76	75	-	-	-
137	Billy Andrade	USA	76	76	-	-	-
137	Brad Bryant	USA	78	74	-	-	-
137	Carl Mason	England	75	77	-	-	-
137	Lee Trevino	USA	75	77	-	-	-
141	Fredrik Andersson	Sweden	77	76	-	-	-
141	Ian Baker-Finch	Australia	77	76	-	-	-
141	Richard Boxall	England	72	81	-	-	-
141	Mathias Gronberg	Sweden	81	72	-	-	-
141	Craig Parry	Australia	76	77	-	-	-
141	Ronan Rafferty	N. Ireland	75	78	-	-	-
141	Neil Roderick	Wales	74	79	-	-	-
141	Toru Suzuki	Japan	80	73	-	-	-
141	Kazuhiro Takami	Japan	76	77	-	-	-
141	Adam Tillman	England	75	78	-	-	-
141	Russell Weir	Scotland	71	82	-	-	-
141	John Wither	Scotland	75	78	-	-	-
153	Martyn Thompson	England	76	79	-	-	-
154	Brandel Chamblee	USA	80	78	-	-	-
154	Arnold Palmer	USA	83	75	-	-	-
156	Paul Mayo	Wales	77	82	-	-	-
157	Gary Stafford	England	78	84	-	-	-
158	Andrew Oldcorn	Scotland	73	Wd	-	-	-
159	Philip Walton	Rep. of Ire.	75	Wd	-	-	-

Daly wins with power and precision

The 25th Open at St Andrews was a wild one and not just for the weather. John Daly was called the “Wild Thing” but if his victory in the 1991 PGA Championship as an unknown was a shock, his win in the 1995 Open was not as far-fetched as it seemed. With his power and a delicate touch while lag putting on the huge greens, his game was suited to the Old Course.

Despite the windy conditions the 29-year-old closed with a 71 to finish one ahead of Michael

Campbell, the third-round leader, Mark Brooks and English journeyman Stephen Bottomley, who had the day’s second-best score with a 69. Yet the real drama came from Costantino Rocca, who needed a birdie at the last to tie Daly. When he duffed his pitch into the Valley of Sin, all hope seemed lost. Yet using a putter from 65 feet, Rocca knocked his ball up the steep slope and then into the hole. He sank to his knees and slammed the ground with his fists in sheer jubilation. “I had no putt, but it went in,” said the Italian.

Rocca was spent even before the four-hole play-off, which Daly won by five strokes after the Italian took three to get out of the Road Hole Bunker. It was an anti-climax of a finish but it allowed the popular Daly to receive a heart-felt ovation at the last.

Arnold Palmer also received an emotional reception on Friday when he bowed out of his last Open on the Swilcan Bridge, 35 years after his first. Jack Nicklaus made the cut despite a 10 at the 14th on Thursday when he needed several attempts to escape Hell Bunker.

John Daly hits his ball up the 18th fairway on his way to winning The Open





1994 – Turnberry

Date: 14-17 July 1994

Champion: Nick Price

Total: 268

Total score relative to par: -12

Round Scores: 69 66 67 66

Total Purse: £1,100,000

First Prize: £110,000

Runner Up: Jesper Parnevik

Silver Medal (amateur): Warren Bennett

Field: 156

Cut/No. who advanced 36 holes: 143/81

Leader each round

Round 1: Greg Turner 65

Round 2: Tom Watson 133

Round 3: Fuzzy Zoeller, Brad Faxon 201


Low score for each round

Round 1: 65 Greg Turner

Round 2: 64 Mark Brooks

Round 3: 64 Larry Mize, Fuzzy Zoeller

Final Round: 64 Nick Faldo, Anders Forsbrand



POS	PLAYER	COUNTRY	R1	R2	R3	R4	TOTAL
1	Nick Price	Zimbabwe	69	66	67	66	268
2	Jesper Parnevik	Sweden	68	66	68	67	269
3	Fuzzy Zoeller	USA	71	66	64	70	271
4	David Feherty	N. Ireland	68	69	66	70	273
4	Anders Forsbrand	Sweden	72	71	66	64	273
4	Mark James	England	72	67	66	68	273
7	Brad Faxon	USA	69	65	67	73	274
8	Nick Faldo	England	75	66	70	64	275
8	Tom Kite	USA	71	69	66	69	275
8	Colin Montgomerie	Scotland	72	69	65	69	275
11	Mark Calcavecchia	USA	71	70	67	68	276
11	Russell Claydon	England	72	71	68	65	276
11	Jonathan Lomas	England	66	70	72	68	276
11	Mark McNulty	Zimbabwe	71	70	68	67	276
11	Larry Mize	USA	73	69	64	70	276
11	Frank Nobilo	New Zealand	69	67	72	68	276
11	Greg Norman	Australia	71	67	69	69	276
11	Ronan Rafferty	N. Ireland	71	66	65	74	276
11	Tom Watson	USA	68	65	69	74	276
20	Mark Brooks	USA	74	64	71	68	277
20	Peter Senior	Australia	68	71	67	71	277
20	Vijay Singh	Fiji	70	68	69	70	277
20	Greg Turner	New Zealand	65	71	70	71	277
24	Andrew Coltart	Scotland	71	69	66	72	278
24	Ernie Els	South Africa	69	69	69	71	278
24	Bob Estes	USA	72	68	72	66	278
24	Peter Jacobsen	USA	69	70	67	72	278
24	Paul Lawrie	Scotland	71	69	70	68	278
24	Tom Lehman	USA	70	69	70	69	278
24	Jeff Maggert	USA	69	74	67	68	278
24	Terry Price	Australia	74	65	71	68	278
24	Loren Roberts	USA	68	69	69	72	278
24	Michael Springer	USA	72	67	68	71	278
24	Craig Stadler	USA	71	69	66	72	278
35	Mark Davis	England	75	68	69	67	279
35	Gary Evans	England	69	69	73	68	279
35	Lee Janzen	USA	74	69	69	67	279
38	Seve Ballesteros	Spain	70	70	71	69	280
38	Darren Clarke	N. Ireland	73	68	69	70	280
38	David Gilford	England	72	68	72	68	280
38	Domingo Hospital	Spain	72	69	71	68	280
38	Davis Love III	USA	71	67	68	74	280
38	Brian Marchbank	Scotland	71	70	70	69	280
38	Jose Maria Olazabal	Spain	72	71	69	68	280
38	Masashi Ozaki	Japan	69	71	66	74	280
38	Jean Van de Velde	France	68	70	71	71	280
47	David Edwards	USA	68	68	73	72	281
47	Jim Gallagher Jr	USA	73	68	69	71	281
47	Greg Kraft	USA	69	74	66	72	281
47	Howard Twitty	USA	71	72	66	72	281
51	David Frost	South Africa	70	71	71	70	282
51	Mats Lanner	Sweden	69	74	69	70	282

POS	PLAYER	COUNTRY	R1	R2	R3	R4	TOTAL
51	Katsuyoshi Tomori	Japan	69	69	73	71	282
51	Tsukasa Watanabe	Japan	72	71	68	71	282
55	Peter Baker	England	71	72	70	70	283
55	John Cook	USA	73	67	70	73	283
55	Ross McFarlane	England	68	74	67	74	283
55	Tsuneyuki Nakajima	Japan	73	68	69	73	283
55	Brian Watts	USA	68	70	71	74	283
60	Robert Allenby	Australia	72	69	68	75	284
60	Gordon Brand Jr	Scotland	72	71	73	68	284
60	Wayne Grady	Australia	68	74	67	75	284
60	Per-Ulrik Johansson	Sweden	73	69	69	73	284
60	Bernhard Langer	Germany	72	70	70	72	284
60	Hajime Meshiai	Japan	72	71	71	70	284
60	Christy O'Connor Jr	Rep. of Ire.	71	69	71	73	284
67	Ruben Alvarez	Argentina	70	72	71	72	285
67	Lennie Clements	USA	72	71	72	70	285
67	Steve Elkington	Australia	71	72	73	69	285
67	Carl Mason	England	69	71	73	72	285
67	Mark Roe	England	74	68	73	70	285
72	Warren Bennett (A)	England	72	67	74	73	286
72	Wayne Riley	Australia	77	66	70	73	286
74	Sandy Lyle	Scotland	71	72	72	72	287
75	Colin Gillies	Scotland	71	70	72	75	288
75	Craig Ronald	Scotland	71	72	72	73	288
77	Ben Crenshaw	USA	70	73	73	73	289
77	Joakim Haeggman	Sweden	71	72	69	77	289
77	Craig Parry	Australia	72	68	73	76	289
80	Nicholas Henning	South Africa	70	73	70	78	291
81	John Daly	USA	68	72	72	80	292
82	Howard Clark	England	71	73	-	-	-
82	Chris Gray	Australia	69	75	-	-	-
82	John Huston	USA	71	73	-	-	-
82	Mikael Krantz	Sweden	70	74	-	-	-
82	Miguel Martin	Spain	69	75	-	-	-
82	Paul McGinley	Rep. of Ire.	71	73	-	-	-
82	Jose Rivero	Spain	72	72	-	-	-
82	Costantino Rocca	Italy	73	71	-	-	-
82	Kevin Stables	Scotland	74	70	-	-	-
82	Paul Way	England	73	71	-	-	-
82	D.A. Weibring	USA	72	72	-	-	-
93	Michael Campbell	New Zealand	72	73	-	-	-
93	Lee James (A)	England	75	70	-	-	-
93	Miguel Angel Jimenez	Spain	71	74	-	-	-
93	Tony Johnstone	Zimbabwe	75	70	-	-	-
93	Barry Lane	England	73	72	-	-	-
93	Jack Nicklaus	USA	72	73	-	-	-
93	Gary Player	South Africa	72	73	-	-	-
93	Stephen Robertson	England	75	70	-	-	-
93	Eduardo Romero	Argentina	73	72	-	-	-
102	Fulton Allem	South Africa	73	73	-	-	-
102	Andre Bossert	Switzerland	74	72	-	-	-
102	Michael Clayton	Australia	71	75	-	-	-

POS	PLAYER	COUNTRY	R1	R2	R3	R4	TOTAL
102	Mike Harwood	Australia	77	69	-	-	-
102	Bradley Hughes	Australia	72	74	-	-	-
102	Peter Mitchell	England	74	72	-	-	-
102	Steven Richardson	England	69	77	-	-	-
102	Scott Simpson	USA	73	73	-	-	-
110	Paul Curry	England	73	74	-	-	-
110	Hiroshi Goda	Japan	71	76	-	-	-
110	Gabriel Hjertstedt	Sweden	71	76	-	-	-
110	Craig Hjerpe	Australia	71	76	-	-	-
110	Andrew Magee	USA	67	80	-	-	-
110	Sam Torrance	Scotland	74	73	-	-	-
110	Lee Trevino	USA	75	72	-	-	-
110	Kirk Triplett	USA	71	76	-	-	-
110	Bruce Vaughan	USA	69	78	-	-	-
110	Wayne Westner	South Africa	73	74	-	-	-
120	Paul Broadhurst	England	73	75	-	-	-
120	Gary Emerson	England	75	73	-	-	-
120	Carlos Franco	Paraguay	72	76	-	-	-
120	Jim McGovern	USA	78	70	-	-	-
120	Andrew Oldcorn	Scotland	77	71	-	-	-
120	Gary Orr	Scotland	76	72	-	-	-
120	Francis Quinn	USA	77	71	-	-	-
120	Payne Stewart	USA	74	74	-	-	-
120	Steen Tinning	Denmark	75	73	-	-	-
120	Kenneth Walker	Scotland	72	76	-	-	-
120	James Wright	England	71	77	-	-	-
131	Jose Maria Canizares	Spain	80	69	-	-	-
131	Craig Evans (A)	Wales	74	75	-	-	-
131	John Harris (A)	USA	73	76	-	-	-
131	Gil Morgan	USA	73	76	-	-	-
131	Peter Smith	Scotland	73	76	-	-	-
131	Des Smyth	Rep. of Ire.	80	69	-	-	-
137	Ian Baker-Finch	Australia	73	77	-	-	-
137	Fredrik Lindgren	Sweden	78	72	-	-	-
137	Keith Waters	England	75	75	-	-	-
140	Chip Beck	USA	76	75	-	-	-
140	Carl Green	England	75	76	-	-	-
140	Corey Pavin	USA	75	76	-	-	-
143	Craig Cassells	England	77	75	-	-	-
143	Pierre Fulke	Sweden	77	75	-	-	-
143	Phil Mickelson	USA	78	74	-	-	-
143	Mark Mouland	Wales	76	76	-	-	-
143	Ian Woosnam	Wales	79	73	-	-	-
148	Bob Charles	New Zealand	74	79	-	-	-
148	Rodger Davis	Australia	77	76	-	-	-
148	Anders Gillner	Sweden	74	79	-	-	-
151	Paul Eales	England	76	78	-	-	-
151	Joe Higgins	UK	78	76	-	-	-
153	Stephen Pullan (A)	England	81	74	-	-	-
154	Eduardo Herrera	Colombia	77	79	-	-	-
155	Andrew George	England	74	83	-	-	-
156	Lee Fickling	England	80	80	-	-	-



1993 – Royal St George's

Date: 15-18 July 1993
 Champion: Greg Norman
 Total: 267
 Total score relative to par: -13
 Round Scores: 66 68 69 64
 Total Purse: £1,000,000
 First Prize: £100,000
 Runner Up: Nick Faldo
 Silver Medal (amateur): Iain Pyman
 Field: 156
 Cut/No. who advanced 36 holes: 143/78

Leader each round
 Round 1: Greg Norman, Peter Senior,
 Mark Calcavecchia, Fuzzy Zoeller 66
 Round 2: Nick Faldo 132
 Round 3: Corey Pavin, Nick Faldo 202

Low score for each round
 Round 1: 66 Greg Norman, Peter Senior,
 Mark Calcavecchia, Fuzzy Zoeller
 Round 2: 63 Nick Faldo
 Round 3: 64 Wayne Grady
 Final Round: 63 Payne Stewart

POS	PLAYER	COUNTRY	R1	R2	R3	R4	TOTAL	POS	PLAYER	COUNTRY	R1	R2	R3	R4	TOTAL	POS	PLAYER	COUNTRY	R1	R2	R3	R4	TOTAL
1	Greg Norman	Australia	66	68	69	64	267	51	Miguel Angel Jimenez	Spain	69	74	72	70	285	96	Bill Malley	USA	74	71	-	-	-
2	Nick Faldo	England	69	63	70	67	269	51	Frank Nobilo	New Zealand	69	70	74	72	285	96	Paul McGinley	Rep. of Ire.	73	72	-	-	-
3	Bernhard Langer	Germany	67	66	70	67	270	51	Manuel Pinero	Spain	70	72	71	72	285	96	Steven Richardson	England	72	73	-	-	-
4	Corey Pavin	USA	68	66	68	70	272	51	Jonathan Sewell	England	70	72	69	74	285	96	Eduardo Romero	Argentina	73	72	-	-	-
4	Peter Senior	Australia	66	69	70	67	272	51	Sam Torrance	Scotland	72	70	72	71	285	96	Lanny Wadkins	USA	72	73	-	-	-
6	Ernie Els	South Africa	68	69	69	68	274	51	Ian Woosnam	Wales	72	71	72	70	285	110	De Wet Basson	South Africa	72	74	-	-	-
6	Paul Lawrie	Scotland	72	68	69	65	274	59	Paul Azinger	USA	69	73	74	70	286	110	Richard Boxall	England	71	75	-	-	-
6	Nick Price	Zimbabwe	68	70	67	69	274	59	Tom Lehman	USA	69	71	73	73	286	110	Mats Hallberg	Sweden	69	77	-	-	-
9	Fred Couples	USA	68	66	72	69	275	59	Craig Parry	Australia	72	69	71	74	286	110	Robert Karlsson	Sweden	74	72	-	-	-
9	Wayne Grady	Australia	74	68	64	69	275	59	Vijay Singh	Fiji	69	72	72	73	286	110	Robert Lee	England	72	74	-	-	-
9	Scott Simpson	USA	68	70	71	66	275	63	Ross Drummond	Scotland	73	67	76	71	287	110	Sandy Lyle	Scotland	70	76	-	-	-
12	Payne Stewart	USA	71	72	70	63	276	63	Olle Karlsson	Sweden	70	71	73	73	287	110	Jeff Sluman	USA	74	72	-	-	-
13	Barry Lane	England	70	68	71	68	277	63	Jamie Spence	England	69	72	72	74	287	110	Paul Way	England	72	74	-	-	-
14	Mark Calcavecchia	USA	66	73	71	68	278	66	James Cook	England	71	71	74	72	288	118	Jim Gallagher Jr	USA	73	74	-	-	-
14	John Daly	USA	71	66	70	71	278	66	William Guy	Scotland	70	73	73	72	288	118	David Gilford	England	72	75	-	-	-
14	Tom Kite	USA	72	70	68	68	278	66	Tom Pernice Jr	USA	73	70	70	75	288	118	Joakim Haeggman	Sweden	73	74	-	-	-
14	Mark McNulty	Zimbabwe	67	71	71	69	278	66	Magnus Sunesson	Sweden	70	73	73	72	288	118	Tze Ming Chen	Taiwan	73	74	-	-	-
14	Gil Morgan	USA	70	68	70	70	278	70	Ian Baker-Finch	Australia	73	69	67	80	289	118	Jose Maria Olazabal	Spain	73	74	-	-	-
14	Jose Rivero	Spain	68	73	67	70	278	70	Mike Miller	Scotland	73	68	76	72	289	118	Mark O'Meara	USA	71	76	-	-	-
14	Fuzzy Zoeller	USA	66	70	71	71	278	70	Tom Purtzer	USA	70	70	74	75	289	118	Naomichi Ozaki	Japan	70	77	-	-	-
21	Peter Baker	England	70	67	74	68	279	73	Dan Forsman	USA	71	70	76	73	290	125	Stephen Field	England	72	76	-	-	-
21	Howard Clark	England	67	72	70	70	279	73	Peter Fowler	Australia	74	69	74	73	290	125	Takaaki Fukuzawa	Japan	73	75	-	-	-
21	Jesper Parnevik	Sweden	68	74	68	69	279	73	Mike Harwood	Australia	72	70	72	76	290	125	Per-Ulrik Johansson	Sweden	69	79	-	-	-
24	Rodger Davis	Australia	68	71	71	70	280	73	Peter Mitchell	England	73	70	72	75	290	125	Justin Leonard (A)	USA	74	74	-	-	-
24	David Frost	South Africa	69	73	70	68	280	77	Mikael Krantz	Sweden	77	66	72	77	292	125	Jim McGovern	USA	74	74	-	-	-
24	Mark Roe	England	70	71	73	66	280	78	Ricky Willison	England	73	70	74	76	293	125	Steve Pate	USA	79	69	-	-	-
27	Seve Ballesteros	Spain	68	73	69	71	281	79	Fulton Allem	South Africa	73	71	-	-	-	125	Michael Welch (A)	England	74	74	-	-	-
27	Mark James	England	70	70	70	71	281	79	Robert Allenby	Australia	69	75	-	-	-	132	Gordon Brand Jr	Scotland	70	79	-	-	-
27	Malcolm Mackenzie	England	72	71	71	67	281	79	Billy Andrade	USA	70	74	-	-	-	132	Jose Manuel Carriles	Spain	76	73	-	-	-
27	Larry Mize	USA	67	69	74	71	281	79	Chip Beck	USA	73	71	-	-	-	132	Roger Chapman	England	73	76	-	-	-
27	Yoshinori Mizumaki	Japan	69	69	73	70	281	79	Glen Day	USA	67	77	-	-	-	132	Michael Clayton	Australia	72	77	-	-	-
27	Iain Pyman (A)	England	68	72	70	71	281	79	David Edwards	USA	76	68	-	-	-	132	Mark Davis	England	74	75	-	-	-
27	Des Smyth	Rep. of Ire.	67	74	70	70	281	79	Donnie Hammond	USA	69	75	-	-	-	132	Brad Faxon	USA	70	79	-	-	-
34	Paul Broadhurst	England	71	69	74	68	282	79	Tony Johnstone	Zimbabwe	72	72	-	-	-	132	David Feherty	N. Ireland	77	72	-	-	-
34	Ray Floyd	USA	70	72	67	73	282	79	Davis Love III	USA	70	74	-	-	-	132	Tony Jacklin	England	73	76	-	-	-
34	Howard Twitty	USA	71	71	67	73	282	79	Colin Montgomerie	Scotland	74	70	-	-	-	132	Peter Smith	Scotland	75	74	-	-	-
34	Jean Van de Velde	France	75	67	73	67	282	79	Jack Nicklaus	USA	69	75	-	-	-	132	Brian Watts	USA	72	77	-	-	-
34	Wayne Westner	South Africa	67	73	72	70	282	79	Eoghan O'Connell	Rep. of Ire.	74	70	-	-	-	142	Gary Orr	Scotland	72	78	-	-	-
39	Darren Clarke	N. Ireland	69	71	69	74	283	79	Gary Player	South Africa	73	71	-	-	-	142	Terry Price	Australia	72	78	-	-	-
39	Andrew Magee	USA	71	72	71	69	283	79	Costantino Rocca	Italy	71	73	-	-	-	142	Benoit Telleria	France	73	77	-	-	-
39	Carl Mason	England	69	73	72	69	283	79	Philip Talbot	England	70	74	-	-	-	145	Paul Eales	England	73	78	-	-	-
39	Rocco Mediate	USA	71	71	72	69	283	79	Katsuyoshi Tomori	Japan	71	73	-	-	-	145	Tony Nash	England	70	81	-	-	-
39	Paul Moloney	Australia	70	71	71	71	283	79	Tom Watson	USA	71	73	-	-	-	145	Larry Rinker	USA	78	73	-	-	-
39	Christy O'Connor Jr	Rep. of Ire.	72	68	69	74	283	96	Craig Cassells	England	68	77	-	-	-	145	Andrew Sherborne	England	73	78	-	-	-
39	Anders Sorensen	Denmark	69	70	72	72	283	96	John Cook	USA	73	72	-	-	-	149	Graham Farr	England	73	79	-	-	-
39	Greg Turner	New Zealand	67	76	70	70	283	96	Ben Crenshaw	USA	70	75	-	-	-	149	Peter Scott	England	73	79	-	-	-
39	Duffy Waldorf	USA	68	71	73	71	283	96	Gary Evans	England	67	78	-	-	-	151	Stephen Dundas (A)	Scotland	76	77	-	-	-
48	Steve Elkington	Australia	72	71	71	70	284	96	Vicente Fernandez	Argentina	73	72	-	-	-	152	Ryoken Kawagishi	Japan	79	76	-	-	-
48	John Huston	USA	68	73	76	67	284	96	Anders Forsbrand	Sweden	71	74	-	-	-	152	Mitch Voges (A)	USA	80	75	-	-	-
48	Lee Janzen	USA	69	71	73	71	284	96	Martin Gates	England	72	73	-	-	-	154	Noboru Sugai	Japan	74	82	-	-	-
51	Stephen Ames	Canada	67	75	73	70	285	96	Retief Goosen	South Africa	69	76	-	-	-	155	Simon Griffiths (A)	England	77	81	-	-	-
51	Ian Garbutt	England	68	75	73	69	285	96	Jeff Maggert	USA	72	73	-	-	-	156	Nico Van Rensburg	South Africa	82	77	-	-	-



1992 – Muirfield

Date: 16-19 July 1992

Champion: Nick Faldo

Total: 272

Total score relative to par: -12

Round Scores: 66 64 69 73

Total Purse: £950,000

First Prize: £95,000

Runner Up: John Cook

Silver Medal (amateur): Daren Lee

Field: 156

Cut/No. who advanced 36 holes: 143/75

Leader each round

Round 1: Steve Pate, Ray Floyd 64

Round 2: Nick Faldo 130

Round 3: Nick Faldo 199


Low score for each round

Round 1: 64 Steve Pate, Ray Floyd

Round 2: 64 Nick Faldo

Round 3: 67 Chip Beck, Hale Irwin

Final Round: 68 Ian Baker-Finch, Greg Norman,
Jose Maria Olazabal



POS	PLAYER	COUNTRY	R1	R2	R3	R4	TOTAL
1	Nick Faldo	England	66	64	69	73	272
2	John Cook	USA	66	67	70	70	273
3	Jose Maria Olazabal	Spain	70	67	69	68	274
4	Steve Pate	USA	64	70	69	73	276
5	Gordon Brand Jr	Scotland	65	68	72	74	279
5	Ernie Els	South Africa	66	69	70	74	279
5	Donnie Hammond	USA	70	65	70	74	279
5	Robert Karlsson	Sweden	70	68	70	71	279
5	Malcolm Mackenzie	England	71	67	70	71	279
5	Andrew Magee	USA	67	72	70	70	279
5	Ian Woosnam	Wales	65	73	70	71	279
12	Chip Beck	USA	71	68	67	74	280
12	Ray Floyd	USA	64	71	73	72	280
12	Sandy Lyle	Scotland	68	70	70	72	280
12	Mark O'Meara	USA	71	68	72	69	280
12	Larry Rinker	USA	69	68	70	73	280
12	Jamie Spence	England	71	68	70	71	280
18	Greg Norman	Australia	71	72	70	68	281
19	Ian Baker-Finch	Australia	71	71	72	68	282
19	Hale Irwin	USA	70	73	67	72	282
19	Tom Kite	USA	70	69	71	72	282
22	Paul Lawrie	Scotland	70	72	68	73	283
22	Peter Mitchell	England	69	71	72	71	283
22	Tom Purtzer	USA	68	69	75	71	283
25	Billy Andrade	USA	69	71	70	74	284
25	Peter Senior	Australia	70	69	70	75	284
25	Duffy Waldorf	USA	69	70	73	72	284
28	Mark Calcavecchia	USA	69	71	73	72	285
28	Russ Cochran	USA	71	68	72	74	285
28	Mats Lanner	Sweden	72	68	71	74	285
28	Mark McNulty	Zimbabwe	71	70	70	74	285
28	Jodie Mudd	USA	71	69	74	71	285
28	Craig Parry	Australia	67	71	76	71	285
34	Steve Elkington	Australia	68	70	75	73	286
34	Anders Forsbrand	Sweden	70	72	70	74	286
34	Tony Johnstone	Zimbabwe	72	71	74	69	286
34	Corey Pavin	USA	69	74	73	70	286
34	Payne Stewart	USA	70	73	71	72	286
39	De Wet Basson	South Africa	71	71	71	74	287
39	Wayne Grady	Australia	73	69	71	74	287
39	Lee Janzen	USA	66	73	73	75	287
39	Ronan Rafferty	N. Ireland	69	71	75	72	287
39	Steven Richardson	England	74	68	73	72	287
39	Lee Trevino	USA	69	71	73	74	287
45	Jose Coceres	Argentina	74	69	73	72	288
45	Mike Harwood	Australia	72	68	76	72	288
45	Craig Mann	Australia	74	69	72	73	288
45	Brian Marchbank	Scotland	71	72	71	74	288
45	Rocco Mediate	USA	67	75	73	73	288
45	Lanny Wadkins	USA	69	69	75	75	288
51	Barry Lane	England	73	69	73	74	289
51	Roger Mackay	Australia	73	70	73	73	289

POS	PLAYER	COUNTRY	R1	R2	R3	R4	TOTAL
51	Nick Price	Zimbabwe	69	73	73	74	289
51	Vijay Singh	Fiji	69	72	76	72	289
55	Mark Brooks	USA	71	71	73	75	290
55	David Feherty	N. Ireland	71	70	72	77	290
55	Costantino Rocca	Italy	67	75	73	75	290
55	Orrin Vincent III	USA	67	75	77	71	290
59	Paul Azinger	USA	70	69	75	77	291
59	Michael Clayton	Australia	72	70	75	74	291
59	William Guy	Scotland	72	71	70	78	291
59	Bernhard Langer	Germany	70	72	76	73	291
59	Wayne Riley	Australia	71	72	75	73	291
64	Hendrik Buhrmann	South Africa	70	72	75	75	292
64	Roger Chapman	England	72	71	71	78	292
64	Danny Mijovic	Canada	70	71	80	71	292
64	Craig Stadler	USA	72	70	75	75	292
68	Per-Ulrik Johansson	Sweden	67	74	77	75	293
68	Daren Lee (A)	England	68	72	77	76	293
68	Peter O'Malley	Australia	72	70	76	75	293
68	Jon Robson	England	70	71	78	74	293
68	Andrew Sherborne	England	72	69	75	77	293
73	Fred Funk	USA	71	71	76	76	294
74	Paul Mayo	Wales	70	72	79	74	295
75	John Daly	USA	74	69	80	75	298
76	Stephen Bennett	England	69	75	-	-	-
76	Billy Ray Brown	USA	69	75	-	-	-
76	Howard Clark	England	74	70	-	-	-
76	Gary Evans	England	71	73	-	-	-
76	Jim Gallagher Jr	USA	74	70	-	-	-
76	David Gilford	England	70	74	-	-	-
76	John McHenry	Rep. of Ire.	72	72	-	-	-
76	Larry Mize	USA	68	76	-	-	-
76	Tsuneyuki Nakajima	Japan	72	72	-	-	-
76	Ian Palmer	South Africa	73	71	-	-	-
76	Jeremy Robinson	England	71	73	-	-	-
76	Mark Roe	England	73	71	-	-	-
76	Jeff Sluman	USA	70	74	-	-	-
76	Bob Tway	USA	71	73	-	-	-
76	Keith Waters	England	74	70	-	-	-
91	Seve Ballesteros	Spain	70	75	-	-	-
91	Paul Broadhurst	England	75	70	-	-	-
91	Rodger Davis	Australia	71	74	-	-	-
91	Jeff Maggert	USA	68	77	-	-	-
91	Paul McGinley	Rep. of Ire.	76	69	-	-	-
91	Stephen Pullan (A)	England	74	71	-	-	-
91	Sam Torrance	Scotland	73	72	-	-	-
91	Kenneth Walker	Scotland	75	70	-	-	-
91	Philip Walton	Rep. of Ire.	71	74	-	-	-
91	Tom Weiskopf	England	74	71	-	-	-
91	Paul Way	England	74	71	-	-	-
91	Todd Weiskopf	USA	74	71	-	-	-
102	Tony Charnley	England	74	72	-	-	-
102	Freddy George	England	75	71	-	-	-
102	Philip Harrison	UK	75	71	-	-	-

POS	PLAYER	COUNTRY	R1	R2	R3	R4	TOTAL
102	Mark James	England	70	76	-	-	-
102	Craig McClellan	USA	72	74	-	-	-
102	Colin Montgomerie	Scotland	76	70	-	-	-
102	Gary Player	South Africa	71	75	-	-	-
102	Ian Spencer	England	76	70	-	-	-
102	Greg Turner	New Zealand	70	76	-	-	-
111	Richard Boxall	England	73	74	-	-	-
111	Jose Maria Canizares	Spain	72	75	-	-	-
111	Andrew Hare	England	73	74	-	-	-
111	Paul Moloney	Australia	74	73	-	-	-
111	Jim Payne	England	71	76	-	-	-
111	Phillip Price	Wales	75	72	-	-	-
111	Des Smyth	Rep. of Ire.	72	75	-	-	-
111	Curtis Strange	USA	74	73	-	-	-
119	Darren Clarke	N. Ireland	76	72	-	-	-
119	Fred Couples	USA	70	78	-	-	-
119	Nils Lindblad	Sweden	69	79	-	-	-
119	Jack Nicklaus	USA	75	73	-	-	-
119	Naomichi Ozaki	Japan	72	76	-	-	-
119	Eduardo Romero	Argentina	71	77	-	-	-
119	Tom Watson	USA	73	75	-	-	-
119	David Williams	England	74	74	-	-	-
127	Michael Archer	England	74	75	-	-	-
127	Neal Briggs	England	72	77	-	-	-
127	Keith Clearwater	USA	74	75	-	-	-
127	David Eddiford	England	74	75	-	-	-
127	Chris Gray	Australia	73	76	-	-	-
127	Justin Hobday	South Africa	75	74	-	-	-
127	Jose Rivero	Spain	72	77	-	-	-
127	Johan Rystrom	Sweden	75	74	-	-	-
127	Magnus Sunesson	Sweden	74	75	-	-	-
127	Paul Wesselingh	England	75	74	-	-	-
137	Eric Giraud	France	78	72	-	-	-
137	Kevin Jones	Wales	69	81	-	-	-
137	Marcus Knight	England	79	71	-	-	-
137	Davis Love III	USA	73	77	-	-	-
137	Mike McLean	England	73	77	-	-	-
137	Masashi Ozaki	Japan	74	76	-	-	-
137	Mitch Voges (A)	USA	71	79	-	-	-
137	Michael Welch (A)	England	76	74	-	-	-
145	Mark Davis	England	76	75	-	-	-
145	Gary Emerson	England	75	76	-	-	-
145	Mark Mouland	Wales	73	78	-	-	-
145	Ken Trimble	Australia	75	76	-	-	-
149	Andrew Coltart	Scotland	76	76	-	-	-
149	Gary Torbett	England	78	74	-	-	-
151	Dave Padgett	England	76	77	-	-	-
151	Gary Wolstenholme (A)	England	77	76	-	-	-
153	Todd Hamilton	USA	76	78	-	-	-
154	Colin Brooks	Scotland	77	78	-	-	-
155	John Hay	UK	79	79	-	-	-
155	Christian Post	Denmark	79	79	-	-	-



1991 – Royal Birkdale

Date: 18-21 July 1991
 Champion: Ian Baker-Finch
 Total: 272
 Total score relative to par: -8
 Round Scores: 71 71 64 66
 Total Purse: £900,000
 First Prize: £90,000
 Runner Up: Mike Harwood
 Silver Medal (amateur): Jim Payne
 Field: 156
 Cut/No. who advanced 36 holes: 148/113

Leader each round
 Round 1: Seve Ballesteros 66
 Round 2: Mike Harwood, Gary Hallberg,
 Andrew Oldcorn 138
 Round 3: Ian Baker-Finch, Mark O'Meara 206

Low score for each round
 Round 1: 66 Seve Ballesteros
 Round 2: 66 Roger Chapman, Bob Tway
 Round 3: 64 Ian Baker-Finch
 Final Round: 63 Jodie Mudd

POS	PLAYER	COUNTRY	R1	R2	R3	R4	TOTAL	POS	PLAYER	COUNTRY	R1	R2	R3	R4	TOTAL	POS	PLAYER	COUNTRY	R1	R2	R3	R4	TOTAL
1	Ian Baker-Finch	Australia	71	71	64	66	272	44	Costantino Rocca	Italy	68	73	70	74	285	101	Craig Stadler	USA	77	71	74	72	294
2	Mike Harwood	Australia	68	70	69	67	274	44	Des Smyth	Rep. of Ire.	71	73	73	68	285	101	Tom Weiskopf	USA	74	74	73	73	294
3	Fred Couples	USA	72	69	70	64	275	44	Jamie Spence	England	70	73	70	72	285	107	Stephen McAllister	Scotland	79	69	70	77	295
3	Mark O'Meara	USA	71	68	67	69	275	44	Sam Torrance	Scotland	72	76	70	67	285	108	Robin Mann	England	73	74	75	75	297
5	Eamonn Darcy	Rep. of Ire.	73	68	66	70	277	57	Hale Irwin	USA	74	70	73	69	286	108	Eoghan O'Connell	Rep. of Ire.	74	74	74	75	297
5	Jodie Mudd	USA	72	70	72	63	277	57	Gavin Levenson	South Africa	72	73	73	68	286	110	Paul Mayo	Wales	71	74	71	83	299
5	Bob Tway	USA	75	66	70	66	277	57	Andrew Magee	USA	71	74	69	72	286	110	John Oates	England	77	71	76	75	299
8	Craig Parry	Australia	71	70	69	68	278	57	Gary Player	South Africa	75	71	69	71	286	112	Neal Briggs	England	73	74	77	76	300
9	Seve Ballesteros	Spain	66	73	69	71	279	57	Jose Rivero	Spain	74	73	68	71	286	113	Richard Boxall	England	71	69	Wd	-	
9	Bernhard Langer	Germany	71	71	70	67	279	57	Tim Simpson	USA	72	72	72	70	286	114	Robert Allenby (A)	Australia	73	76	-	-	
9	Greg Norman	Australia	74	68	71	66	279	57	Scott Simpson	USA	74	72	70	70	286	114	Tony Charnley	England	75	74	-	-	
12	Roger Chapman	England	74	66	71	69	280	64	Jay Don Blake	USA	75	73	72	67	287	114	Corey Pavin	USA	74	75	-	-	
12	Rodger Davis	Australia	70	71	73	66	280	64	Darren Clarke	N. Ireland	79	67	68	73	287	114	Kenny Perry	USA	73	76	-	-	
12	Vijay Singh	Fiji	71	69	69	71	280	64	Steve Jones	USA	70	77	71	69	287	118	Mark Calcavecchia	USA	71	79	-	-	
12	Magnus Sunesson	Sweden	72	73	68	67	280	64	Miguel Martin	Spain	71	75	71	70	287	118	Jose Maria Canizares	Spain	77	73	-	-	
12	David Williams	England	74	71	68	67	280	64	Mike McLean	England	71	75	72	69	287	118	Marc Farry	France	75	75	-	-	
17	Chip Beck	USA	67	78	70	66	281	64	Mark McNulty	Zimbabwe	76	71	70	70	287	118	David Frost	South Africa	76	74	-	-	
17	Paul Broadhurst	England	71	73	68	69	281	64	Gil Morgan	USA	72	74	74	67	287	118	John Hawksworth	England	77	73	-	-	
17	Nick Faldo	England	68	75	70	68	281	73	Andrew Oldcorn	Scotland	71	67	77	72	287	118	Jimmy Heggarty	UK	74	76	-	-	
17	Barry Lane	England	68	72	71	70	281	73	Steve Pate	USA	73	72	74	68	287	118	Adam J Hunter	Scotland	75	75	-	-	
17	Mark Mouland	Wales	68	74	68	71	281	73	Martin Gates	England	67	75	73	73	288	118	Mats Lanner	Sweden	75	75	-	-	
17	Peter Senior	Australia	74	67	71	69	281	73	Peter Jacobsen	USA	75	72	68	73	288	118	Larry Mize	USA	75	75	-	-	
17	Andrew Sherborne	England	73	70	68	70	281	73	Tony Johnstone	Zimbabwe	69	74	71	74	288	118	Jim Rutledge	Canada	74	76	-	-	
17	Lee Trevino	USA	71	72	71	67	281	73	Phil Mickelson (A)	USA	77	67	73	71	288	118	Simon Townend	England	78	72	-	-	
17	Ian Woosnam	Wales	70	72	69	70	281	73	Frank Nobilo	New Zealand	74	74	71	69	288	118	Jean Van de Velde	France	73	77	-	-	
26	Wayne Grady	Australia	69	70	73	70	282	73	Brett Ogle	Australia	73	75	66	74	288	118	Philip Walton	Rep. of Ire.	74	76	-	-	
26	Mark James	England	72	68	70	72	282	73	Lanny Wadkins	USA	71	75	71	71	288	131	Masahiro Kuramoto	Japan	71	80	-	-	
26	Colin Montgomerie	Scotland	71	69	71	71	282	80	John Bland	South Africa	71	76	71	71	289	131	Rocco Mediate	USA	76	75	-	-	
26	Mike Reid	USA	68	71	70	73	282	80	Mark Brooks	USA	73	74	70	72	289	131	Henry Roblin (A)	England	71	80	-	-	
26	Eduardo Romero	Argentina	70	73	68	71	282	80	Howard Clark	England	71	69	73	76	289	134	Ryoken Kawagishi	Japan	71	81	-	-	
26	Tom Watson	USA	69	72	72	69	282	80	Ben Crenshaw	USA	71	75	72	71	289	134	Peter Smith	Scotland	78	74	-	-	
32	Gordon Brand Jr	Scotland	71	72	69	71	283	80	David Gilford	England	72	67	73	77	289	134	Lucien Tinkler	Australia	75	77	-	-	
32	Gary Hallberg	USA	68	70	73	72	283	80	Miguel Angel Jimenez	Spain	74	74	72	69	289	134	Greg Turner	New Zealand	77	75	-	-	
32	Mike Miller	Scotland	73	74	67	69	283	80	Santiago Luna	Spain	67	77	72	73	289	138	Yago Beamonte	Spain	72	81	-	-	
32	Christy O'Connor Jr	Rep. of Ire.	72	71	71	69	283	80	Malcolm Mackenzie	England	71	73	74	71	289	138	Andrew Coltart (A)	Scotland	73	80	-	-	
32	Steven Richardson	England	74	70	72	67	283	80	Danny Mijovic	Canada	70	72	74	73	289	138	Gary Evans (A)	England	77	76	-	-	
32	Payne Stewart	USA	72	72	71	68	283	80	Jose Maria Olazabal	Spain	74	67	74	74	289	138	David Graham	Australia	75	78	-	-	
38	Anders Forsbrand	Sweden	71	72	73	68	284	80	Daniel Silva	Portugal	73	71	75	70	289	138	Glyn Krause	England	75	78	-	-	
38	Nolan Henke	USA	77	71	66	70	284	80	Fuzzy Zoeller	USA	72	72	75	70	289	138	Manuel Pinero	Spain	79	74	-	-	
38	Peter O'Malley	Australia	72	71	70	71	284	92	Rick Gibson	Canada	73	75	70	72	290	144	David Feherty	N. Ireland	79	75	-	-	
38	Jim Payne (A)	England	72	72	70	70	284	92	Brian Marchbank	Scotland	72	73	75	70	290	144	Miguel Fernandez	Argentina	81	73	-	-	
38	Martin Poxon	England	71	72	67	74	284	92	Peter Teravainen	USA	71	72	72	75	290	144	Johnny Miller	USA	74	80	-	-	
38	Curtis Strange	USA	70	73	69	72	284	95	Patrick Hall	England	77	71	72	71	291	144	Rolf Muntz (A)	Netherlands	75	79	-	-	
44	Fulton Allem	South Africa	70	72	71	72	285	96	Peter Allan	England	70	71	75	76	292	144	Sandy Stephen	Scotland	75	79	-	-	
44	Steve Elkington	Australia	71	68	76	70	285	96	Peter Hedblom	Sweden	74	74	73	71	292	149	Fredrik Lindgren	Sweden	79	76	-	-	
44	Robert Gamez	USA	71	72	72	70	285	96	John Hoskison	England	74	73	74	71	292	149	Mark Roe	England	73	82	-	-	
44	Donnie Hammond	USA	70	75	67	73	285	96	Carl Suneson	Spain	69	77	69	77	292	149	Jonathan Wilshire (A)	England	76	79	-	-	
44	Tom Kite	USA	77	71	68	69	285	96	Alastair J Webster	UK	73	74	73	72	292	152	Craig Corrigan	England	76	80	-	-	
44	Davis Love III	USA	71	72	69	73	285	101	Chris Moody	UK	74	71	78	71	294	152	Mikael Hogberg	Sweden	78	78	-	-	
44	Graham Marsh	Australia	69	73	72	71	285	101	John Morse	USA	73	71	77	73	294	154	Ray Floyd	USA	80	78	-	-	
44	Jack Nicklaus	USA	70	75	69	71	285	101	Magnus Persson	Sweden	77	71	74	72	294	155	Ronald Gregan	Scotland	79	87	-	-	
44	Nick Price	Zimbabwe	69	72	73	71	285	101	Jeff Sluman	USA	71	71	75	77	294	156	Sandy Lyle	Scotland	79	NR	-	-	



1990 – St Andrews

Date: 19-22 July 1990

Champion: Nick Faldo

Total: 270

Total score relative to par: -18

Round Scores: 67 65 67 71

Total Purse: £825,000

First Prize: £85,000

Runner Up: Mark McNulty,

Payne Stewart

Field: 156

Cut/No. who advanced 36 holes: 143/72

Leader each round

Round 1: Greg Norman, Michael Allen 66

Round 2: Greg Norman, Nick Faldo 132

Round 3: Nick Faldo 199


Low score for each round

Round 1: 66 Greg Norman, Michael Allen

Round 2: 65 Nick Faldo, Jamie Spence

Round 3: 63 Paul Broadhurst

Final Round: 65 Mark McNulty



POS	PLAYER	COUNTRY	R1	R2	R3	R4	TOTAL
1	Nick Faldo	England	67	65	67	71	270
2	Mark McNulty	Zimbabwe	74	68	68	65	275
2	Payne Stewart	USA	68	68	68	71	275
4	Jodie Mudd	USA	72	66	72	66	276
4	Ian Woosnam	Wales	68	69	70	69	276
6	Ian Baker-Finch	Australia	68	72	64	73	277
6	Greg Norman	Australia	66	66	76	69	277
8	David Graham	Australia	72	71	70	66	279
8	Donnie Hammond	USA	70	71	68	70	279
8	Steve Pate	USA	70	68	72	69	279
8	Corey Pavin	USA	71	69	68	71	279
12	Paul Broadhurst	England	74	69	63	74	280
12	Robert Gamez	USA	70	72	67	71	280
12	Tim Simpson	USA	70	69	69	72	280
12	Vijay Singh	Fiji	70	69	72	69	280
16	Peter Jacobsen	USA	68	70	70	73	281
16	Steve Jones	USA	72	67	72	70	281
16	Sandy Lyle	Scotland	72	70	67	72	281
16	Frank Nobilo	New Zealand	72	67	68	74	281
16	Jose Maria Olazabal	Spain	71	67	71	72	281
16	Mark Roe	England	71	70	72	68	281
22	Eamonn Darcy	Rep. of Ire.	71	71	72	68	282
22	Craig Parry	Australia	68	68	69	77	282
22	Jamie Spence	England	72	65	73	72	282
25	Fred Couples	USA	71	70	70	72	283
25	Christy O'Connor Jr	Rep. of Ire.	68	72	71	72	283
25	Nick Price	Zimbabwe	70	67	71	75	283
25	Jose Rivero	Spain	70	70	70	73	283
25	Jeff Sluman	USA	72	70	70	71	283
25	Lee Trevino	USA	69	70	73	71	283
31	Ben Crenshaw	USA	74	69	68	73	284
31	Vicente Fernandez	Argentina	72	67	69	76	284
31	Mark James	England	73	69	70	72	284
31	Mark McCumber	USA	69	74	69	72	284
31	Larry Mize	USA	71	72	70	71	284
31	Bryan Norton	USA	71	72	68	73	284
31	Greg Powers	USA	74	69	69	72	284
31	Ronan Rafferty	N. Ireland	70	71	73	70	284
39	Derrick Cooper	UK	72	71	69	73	285
39	Ray Floyd	USA	72	71	71	71	285
39	Mike Hulbert	USA	70	70	70	75	285
39	Andy North	USA	71	71	72	71	285
39	Naomichi Ozaki	Japan	71	71	74	69	285
39	Don Pooley	USA	70	73	71	71	285
39	Mike Reid	USA	70	67	73	75	285
39	Scott Simpson	USA	73	70	69	73	285
39	Sam Torrance	Scotland	68	70	75	72	285
48	Paul Azinger	USA	73	68	68	77	286
48	Peter Fowler	Australia	73	68	71	74	286
48	Bernhard Langer	Germany	74	69	75	68	286
48	Colin Montgomerie	Scotland	72	69	74	71	286
48	Mark O'Meara	USA	70	69	73	74	286

POS	PLAYER	COUNTRY	R1	R2	R3	R4	TOTAL
53	Michael Allen	USA	66	75	73	73	287
53	John Bland	South Africa	71	72	72	72	287
53	Hale Irwin	USA	72	68	75	72	287
53	Eduardo Romero	Argentina	69	71	74	73	287
57	Michael Clayton	Australia	72	71	72	73	288
57	Blaine McCallister	USA	71	68	75	74	288
57	Danny Mijovic	Canada	69	74	71	74	288
57	David Ray	England	71	69	73	75	288
57	Jim Rutledge	Canada	71	69	76	72	288
57	Anders Sorensen	Denmark	70	68	71	79	288
63	Peter Baker	England	73	68	75	73	289
63	David Canipe	USA	72	70	69	78	289
63	Roger Chapman	England	72	70	74	73	289
63	Jack Nicklaus	USA	71	70	77	71	289
63	Mark Tuxen	England	68	72	74	75	289
68	Jorge Berendt	Argentina	75	66	72	77	290
68	David Feherty	N. Ireland	74	69	71	76	290
70	Armando Saavedra	Argentina	72	69	75	75	291
71	Malcolm Mackenzie	England	70	71	76	75	292
72	Jose Maria Canizares	Spain	72	70	78	76	296
73	Brian Barnes	Scotland	73	71	-	-	-
73	Rick Hartmann	USA	73	71	-	-	-
73	Mike Harwood	Australia	72	72	-	-	-
73	Tom Kite	USA	71	73	-	-	-
73	John Morgan	England	74	70	-	-	-
73	Arnold Palmer	USA	73	71	-	-	-
73	Juan Quiros	Spain	73	71	-	-	-
73	Greg Turner	New Zealand	69	75	-	-	-
73	Wayne Westner	South Africa	72	72	-	-	-
73	Jeff Woodland	Australia	73	71	-	-	-
83	Seve Ballesteros	Spain	71	74	-	-	-
83	Stephen Bennett	England	74	71	-	-	-
83	Howard Clark	England	73	72	-	-	-
83	Steve Elkington	Australia	74	71	-	-	-
83	Bob Estes	USA	73	72	-	-	-
83	David Frost	South Africa	72	73	-	-	-
83	Bill Glasson	USA	72	73	-	-	-
83	Patrick Hall	England	74	71	-	-	-
83	Andrew Hare	England	73	72	-	-	-
83	Mikael Krantz	Sweden	72	73	-	-	-
83	Paul Mayo	Wales	73	72	-	-	-
83	Chris Moody	UK	71	74	-	-	-
83	Tony Nash (A)	England	73	72	-	-	-
83	Andrew Oldcorn	Scotland	74	71	-	-	-
83	Gary Player	South Africa	72	73	-	-	-
83	Curtis Strange	USA	74	71	-	-	-
83	Lanny Wadkins	USA	71	74	-	-	-
83	Tom Watson	USA	72	73	-	-	-
83	David Williams	England	74	71	-	-	-
102	Mark Calacavocchia	USA	71	75	-	-	-
102	Paul Curry	England	72	74	-	-	-
102	Ross Drummond	Scotland	75	71	-	-	-

POS	PLAYER	COUNTRY	R1	R2	R3	R4	TOTAL
102	Peter Hedblom	Sweden	75	71	-	-	-
102	Kenny Knox	USA	74	72	-	-	-
102	Miguel Martin	Spain	74	72	-	-	-
102	Wayne Player	South Africa	76	70	-	-	-
102	Bob Tway	USA	73	73	-	-	-
110	Tommy Armour III	USA	74	73	-	-	-
110	Gordon Brand Jr	Scotland	77	70	-	-	-
110	Denis Durnian	England	73	74	-	-	-
110	Jose Gervas	Spain	78	69	-	-	-
110	Wayne Grady	Australia	73	74	-	-	-
110	Philip Harrison	UK	72	75	-	-	-
110	Scott Hoch	USA	71	76	-	-	-
110	John Huston	USA	77	70	-	-	-
110	Peter Mitchell	England	72	75	-	-	-
110	Masashi Ozaki	Japan	72	75	-	-	-
110	Peter Senior	Australia	72	75	-	-	-
110	Des Smyth	Rep. of Ire.	73	74	-	-	-
110	Tom Weiskopf	USA	73	74	-	-	-
123	Paul Archbold	Australia	78	70	-	-	-
123	Richard Boxall	England	78	70	-	-	-
123	Stewart Ginn	Australia	73	75	-	-	-
123	Ken Green	USA	73	75	-	-	-
123	Jeff Hawkes	South Africa	75	73	-	-	-
123	Brian Jones	Australia	72	76	-	-	-
123	David Jones	N. Ireland	74	74	-	-	-
123	Davis Love III	USA	73	75	-	-	-
123	Brett Ogle	Australia	78	70	-	-	-
123	David A. Russell	England	75	73	-	-	-
123	Ken Trimble	Australia	75	73	-	-	-
134	Jose Davila	Spain	74	75	-	-	-
134	Yutaka Hagawa	Japan	78	71	-	-	-
134	Yasunobu Kuramoto (A)	Japan	77	72	-	-	-
134	Gavin Levenson	South Africa	75	74	-	-	-
134	Ossie Moore	Australia	74	75	-	-	-
134	Mark Moulard	Wales	76	73	-	-	-
134	Chris Patton (A)	USA	74	75	-	-	-
134	Philip Walton	Rep. of Ire.	74	75	-	-	-
142	Andrew Murray	England	74	76	-	-	-
142	Keith Waters	England	76	74	-	-	-
142	Russell Weir	Scotland	77	73	-	-	-
145	Isao Aoki	Japan	73	78	-	-	-
145	Chip Beck	USA	76	75	-	-	-
145	Bob Charles	New Zealand	76	75	-	-	-
145	Joe Higgins	UK	78	73	-	-	-
145	Paul Hoad	UK	75	76	-	-	-
150	Graham Farr	England	82	70	-	-	-
150	Rolf Muntz (A)	Netherlands	78	74	-	-	-
150	Paul Way	England	75	77	-	-	-
153	Rodger Davis	Australia	82	71	-	-	-
153	Ricardo Gonzalez	Argentina	75	78	-	-	-
153	Paul Lyons	England	77	76	-	-	-
153	Craig Stadler	USA	82	71	-	-	-

Flawless Faldo sets record at the Old Course

For one of the few times in his career Nick Faldo arrived at a Major Championship not just hoping to win but expecting to.

He had already defended his Masters title and finished one stroke away from a play-off at the US Open. He knew his main rival would be Greg Norman, still officially the World No 1.

Norman opened with twin rounds of 66, while Faldo had a 67, thanks to holing a pitch-and-run through the Valley of Sin for an eagle-2 at the 18th, and then a 65. The pair were tied on 12

under par, four strokes ahead of the field. The anticipation for their duel over the weekend was high but it never materialised. Norman lost rhythm on his putting and limped to a 76 on Saturday. Playing alongside the Australian, Faldo marched on with a 67. It was a defining psychological blow in their rivalry which would be eerily repeated in the final round of the 1996 Masters.

Faldo's total of 199 strokes for 54 holes was a new record. He had a five-stroke lead on the field and although Payne Stewart got within two before driving into the Coffins

at the 13th, Faldo eased ahead again. He had not been in a bunker all week until the fourth hole of the final round. For the only time in his three Open triumphs, he could enjoy the acclamation from the gallery as he walked up the 18th fairway. Where better to do it than on the Old Course? He won by five strokes from Stewart and Mark McNulty and set a new record score of 18 under par. "It's nice to have my baby back," he said clutching the Claret Jug. "My stomach was churning. With a five-stroke lead, everybody expected me to win."



Nick Faldo putts on the 18th to win The Open



1989 – Royal Troon

Date: 20-23 July 1989

Champion: Mark Calcavecchia

Total: 275

Total score relative to par: -13

Round Scores: 71 68 68 68

Total Purse: £750,000

First Prize: £80,000

Runner Up: Greg Norman, Wayne Grady

Silver Medal (amateur): Russell Claydon

Field: 156

Cut/No. who advanced 36 holes: 146/80

Leader each round

Round 1: Wayne Stephens 66

Round 2: Wayne Grady 135

Round 3: Wayne Grady 204


Low score for each round

Round 1: 66 Wayne Stephens

Round 2: 65 Payne Stewart

Round 3: 66 Larry Mize

Final Round: 64 Greg Norman



POS	PLAYER	COUNTRY	R1	R2	R3	R4	TOTAL
1	Mark Calcavecchia	USA	71	68	68	68	275
2	Wayne Grady	Australia	68	67	69	71	275
2	Greg Norman	Australia	69	70	72	64	275
4	Tom Watson	USA	69	68	68	72	277
5	Jodie Mudd	USA	73	67	68	70	278
6	Fred Couples	USA	68	71	68	72	279
6	David Feherty	N. Ireland	71	67	69	72	279
8	Paul Azinger	USA	68	73	67	72	280
8	Eduardo Romero	Argentina	68	70	75	67	280
8	Payne Stewart	USA	72	65	69	74	280
11	Nick Faldo	England	71	71	70	69	281
11	Mark McNulty	Zimbabwe	75	70	70	66	281
13	Roger Chapman	England	76	68	67	71	282
13	Howard Clark	England	72	68	72	70	282
13	Mark James	England	69	70	71	72	282
13	Steve Pate	USA	69	70	70	73	282
13	Craig Stadler	USA	73	69	69	71	282
13	Philip Walton	Rep. of Ire.	69	74	69	70	282
19	Derrick Cooper	UK	69	70	76	68	283
19	Tom Kite	USA	70	74	67	72	283
19	Larry Mize	USA	71	74	66	72	283
19	Don Pooley	USA	73	70	69	71	283
23	Davis Love III	USA	72	70	73	69	284
23	Jose Maria Olazabal	Spain	68	72	69	75	284
23	Vijay Singh	Fiji	71	73	69	71	284
26	Chip Beck	USA	75	69	68	73	285
26	Stephen Bennett	England	75	69	68	73	285
26	Scott Simpson	USA	73	66	72	74	285
26	Lanny Wadkins	USA	72	70	69	74	285
30	Ian Baker-Finch	Australia	72	69	70	75	286
30	Mark Davis	England	77	68	67	74	286
30	Jeff Hawkes	South Africa	75	67	69	75	286
30	Peter Jacobsen	USA	71	74	71	70	286
30	Gary Koch	USA	72	71	74	69	286
30	Brian Marchbank	Scotland	69	74	73	70	286
30	Miguel Martin	Spain	68	73	73	72	286
30	Jack Nicklaus	USA	74	71	71	70	286
30	Masashi Ozaki	Japan	71	73	70	72	286
39	Tommy Armour III	USA	70	71	72	74	287
39	Mike Harwood	Australia	71	72	72	72	287
39	Jeff Woodland	Australia	74	67	75	71	287
42	Ray Floyd	USA	73	68	73	74	288
42	Mark O'Meara	USA	72	74	69	73	288
42	Jose Rivero	Spain	71	75	72	70	288
42	Lee Trevino	USA	68	73	73	74	288
46	Sandy Lyle	Scotland	73	73	71	72	289
46	Mark McCumber	USA	71	68	70	80	289
46	Naomichi Ozaki	Japan	71	71	69	78	289
49	Johnny Miller	USA	72	69	76	73	290
49	Christy O'Connor Jr	Rep. of Ire.	71	73	72	74	290
49	Ian Woosnam	Wales	74	72	73	71	290
52	Michael Allen	USA	74	67	76	74	291

POS	PLAYER	COUNTRY	R1	R2	R3	R4	TOTAL
52	Richard Boxall	England	74	68	73	76	291
52	Ben Crenshaw	USA	73	73	74	71	291
52	Emmanuel Dussart	France	76	68	73	74	291
52	Brett Ogle	Australia	74	70	76	71	291
52	Tony Johnstone	Zimbabwe	71	71	74	75	291
52	Tateo Ozaki	Japan	75	71	73	72	291
52	Mark Roe	England	74	71	73	73	291
52	Gene Sauers	USA	70	73	72	76	291
61	David Graham	Australia	74	72	69	77	292
61	Ken Green	USA	75	71	68	78	292
61	Paul Hoad	UK	72	71	77	72	292
61	Ronan Rafferty	N. Ireland	70	72	74	76	292
61	Mike Reid	USA	74	72	73	73	292
61	Wayne Stephens	England	66	72	76	78	292
61	Curtis Strange	USA	70	74	74	74	292
61	Bob Tway	USA	76	70	71	75	292
69	Luis Carbonetti	Argentina	71	72	74	76	293
69	Russell Claydon (A)	England	70	74	74	75	293
69	Sandy Stephen	Scotland	71	74	71	77	293
72	Colin Gillies	Scotland	72	74	74	74	294
73	Brad Faxon	USA	72	72	75	76	295
73	Peter Teravainen	USA	72	73	72	78	295
75	Emlyn Aubrey	USA	72	73	73	78	296
76	Martin Sludds	Rep. of Ire.	72	74	73	78	297
77	Seve Ballesteros	Spain	72	73	76	78	299
77	Robert Karlsson (A)	Sweden	75	70	76	78	299
79	Gavin Levenson	South Africa	69	76	77	79	301
80	Bernhard Langer	Germany	71	73	83	82	309
81	Paul Affleck	Wales	72	75	-	-	-
81	John Bland	South Africa	72	75	-	-	-
81	Neal Briggs	England	77	70	-	-	-
81	Stephen Field	England	76	71	-	-	-
81	Stephen Hamill	Rep. of Ire.	74	73	-	-	-
81	Neil Hansen	England	73	74	-	-	-
81	Barry Lane	England	74	73	-	-	-
81	Larry Nelson	USA	73	74	-	-	-
81	Martin Poxon	England	71	76	-	-	-
81	Nick Price	Zimbabwe	74	73	-	-	-
81	David Ray	England	73	74	-	-	-
81	Peter Senior	Australia	74	73	-	-	-
81	Michael Smith	USA	76	71	-	-	-
81	Bob Smith	USA	70	77	-	-	-
81	Des Smyth	Rep. of Ire.	78	69	-	-	-
81	Sam Torrance	Scotland	70	77	-	-	-
81	Tom Weiskopf	USA	74	73	-	-	-
98	Brian Barnes	Scotland	73	75	-	-	-
98	Andy Bean	USA	73	75	-	-	-
98	Gordon Brand Jr	Scotland	76	72	-	-	-
98	Michael Clayton	Australia	74	74	-	-	-
98	Ernie Els (A)	South Africa	72	76	-	-	-
98	Paul Mayo	Wales	75	73	-	-	-
98	Fuzzy Zoeller	USA	73	75	-	-	-

POS	PLAYER	COUNTRY	R1	R2	R3	R4	TOTAL
105	Peter Baker	England	74	75	-	-	-
105	Charlie Bolling	USA	73	76	-	-	-
105	Denis Durnian	England	75	74	-	-	-
105	Gary Evans (A)	England	73	76	-	-	-
105	Wayne Henry	Rep. of Ire.	76	73	-	-	-
110	Paul Carrigill	UK	78	72	-	-	-
110	Gary Emerson	England	75	75	-	-	-
110	Steve Jones	USA	73	77	-	-	-
110	David Llewellyn	Wales	78	72	-	-	-
110	Ross McFarlane	England	73	77	-	-	-
110	Peter Mitchell	England	75	75	-	-	-
110	Philip Parkin	Wales	73	77	-	-	-
110	Larry Rinker	USA	75	75	-	-	-
110	Jonathan Sewell	England	78	72	-	-	-
110	Anders Sorensen	Denmark	74	76	-	-	-
110	Andrew Stubbs	England	72	78	-	-	-
110	Steen Tinning	Denmark	78	72	-	-	-
110	Keith Waters	England	74	76	-	-	-
123	Gordon J. Brand	England	78	73	-	-	-
123	Paul Carman	England	76	75	-	-	-
123	Vicente Fernandez	Argentina	75	76	-	-	-
123	Jeff Sluman	USA	78	73	-	-	-
127	Ken Brown	Scotland	74	78	-	-	-
127	Eamonn Darcy	Rep. of Ire.	75	77	-	-	-
127	Babe Hiskey	USA	75	77	-	-	-
127	Mark Mouland	Wales	77	75	-	-	-
127	Gary Player	South Africa	79	73	-	-	-
127	David Williams	England	77	75	-	-	-
133	Paul Eales	England	74	79	-	-	-
133	Daniel Lozano	Spain	79	74	-	-	-
133	John Price	Australia	80	73	-	-	-
133	Wayne Riley	Australia	76	77	-	-	-
137	Stephen Dodd (A)	Wales	79	75	-	-	-
137	David Frost	South Africa	75	79	-	-	-
137	Gary Milne (A)	England	79	75	-	-	-
137	Chris Moody	UK	81	73	-	-	-
141	Peter Cowen	England	81	74	-	-	-
141	Andrew Hare (A)	England	73	82	-	-	-
141	Philip Harrison	UK	79	76	-	-	-
141	Jerome O'Shea (A)	England	80	75	-	-	-
145	Gordon Townhill	England	79	77	-	-	-
146	Paul Broadhurst	England	73	84	-	-	-
146	Rodger Davis	Australia	78	79	-	-	-
146	Tony Jacklin	England	80	77	-	-	-
146	Paul Kent	England	78	79	-	-	-
146	Nobuo Serizawa	Japan	79	78	-	-	-
151	James Noon (A)	Scotland	81	77	-	-	-
151	David J Russell	England	80	78	-	-	-
151	Johan Rystrom	Sweden	79	79	-	-	-
154	John Garner	England	78	81	-	-	-
155	Eric Meeks (A)	USA	81	80	-	-	-
156	Arnold Palmer	USA	82	82	-	-	-



1988 – Royal Lytham & St Annes

Date: 14-17 July 1988
 Champion: Seve Ballesteros
 Total: 273
 Total score relative to par: -11
 Round Scores: 67 71 70 65
 Total Purse: £700,000
 First Prize: £80,000
 Runner Up: Nick Price
 Silver Medal (amateur): Paul Broadhurst
 Field: 153
 Cut/No. who advanced 36 holes: 148/71

Leader each round
 Round 1: Seve Ballesteros 67
 Round 2: Nick Price 137
 Round 3: Nick Price 206

Low score for each round
 Round 1: 67 Seve Ballesteros
 Round 2: 67 Nick Price
 Round 3: 67 Sandy Lyle
 Final Round: 65 Seve Ballesteros

The Championship was completed on Monday 18 July due to delays caused by inclement weather

POS	PLAYER	COUNTRY	R1	R2	R3	R4	TOTAL	POS	PLAYER	COUNTRY	R1	R2	R3	R4	TOTAL	POS	PLAYER	COUNTRY	R1	R2	R3	R4	TOTAL
1	Seve Ballesteros	Spain	67	71	70	65	273	52	Peter Fowler	Australia	72	72	78	73	295	95	Teddy Webber	Zimbabwe	79	73	-	-	-
2	Nick Price	Zimbabwe	70	67	69	69	275	52	Hubert Green	USA	74	73	73	75	295	104	Hugh Baiocchi	South Africa	79	74	-	-	-
3	Nick Faldo	England	71	69	68	71	279	52	Johnny Miller	USA	75	73	72	75	295	104	Peter Baker	England	76	77	-	-	-
4	Fred Couples	USA	73	69	71	68	281	52	Philip Walton	Rep.of Ire.	72	74	75	74	295	104	Ron Commans	USA	73	80	-	-	-
4	Gary Koch	USA	71	72	70	68	281	52	Fuzzy Zoeller	USA	72	74	76	73	295	104	James Cook (A)	England	77	76	-	-	-
6	Peter Senior	Australia	70	73	70	69	282	57	Paul Broadhurst (A)	England	73	73	74	76	296	104	Denis Durnian	England	76	77	-	-	-
7	Isao Aoki	Japan	72	71	73	67	283	57	Carl Mason	England	75	69	77	75	296	104	Ray Floyd	USA	76	77	-	-	-
7	David Frost	South Africa	71	75	69	68	283	57	Michael Smith	USA	75	71	76	74	296	104	Trevor Foster (A)	England	74	79	-	-	-
7	Sandy Lyle	Scotland	73	69	67	74	283	60	Gary Player	South Africa	72	76	73	76	297	104	Peter McWhinney	Australia	76	77	-	-	-
7	Payne Stewart	USA	73	75	68	67	283	60	Craig Stadler	USA	72	68	81	76	297	104	David Williams	England	77	76	-	-	-
11	Brad Faxon	USA	69	74	70	71	284	62	Simon Bishop	England	77	71	73	77	298	113	David Armstrong	Australia	80	74	-	-	-
11	David J Russell	England	71	74	69	70	284	62	Mark James	England	71	77	74	76	298	113	David Gilford	England	78	76	-	-	-
13	Larry Nelson	USA	73	71	68	73	285	62	Andrew Sherborne	England	71	72	76	79	298	113	Christian Hardin (A)	Sweden	77	77	-	-	-
13	Eduardo Romero	Argentina	72	71	69	73	285	65	Manuel Pinero	Spain	75	73	77	74	299	113	John Morgan	England	78	76	-	-	-
13	Curtis Strange	USA	79	69	69	68	285	66	Paul Carman	England	77	71	80	73	301	113	Tony Nash (A)	England	75	79	-	-	-
16	Andy Bean	USA	71	70	71	74	286	67	Greg Bruckner	USA	72	74	80	76	302	113	Hal Sutton	USA	76	78	-	-	-
16	Ben Crenshaw	USA	73	73	68	72	286	67	Chin-Sheng Hsieh	Taiwan	74	73	73	82	302	119	Jose Maria Canizares	Spain	77	78	-	-	-
16	Don Pooley	USA	70	73	69	74	286	69	Bernhard Langer	Germany	73	75	75	80	303	119	David Jones	N. Ireland	78	77	-	-	-
16	Jose Rivero	Spain	75	69	70	72	286	70	Gary Stafford	England	76	72	78	79	305	119	Gordon Townhill	England	78	77	-	-	-
20	Gordon Brand Jr	Scotland	72	76	68	71	287	71	Peter Mitchell	England	73	75	79	81	308	122	Peter Akakasiaka	Nigeria	77	79	-	-	-
20	Bob Charles	New Zealand	71	74	69	73	287	72	Ian Baker-Finch	Australia	76	73	-	-	-	122	Neil Burke	England	80	76	-	-	-
20	Rodger Davis	Australia	76	71	72	68	287	72	David Ishii	USA	78	71	-	-	-	122	Mike Harwood	Australia	79	77	-	-	-
20	Tom Kite	USA	75	71	73	68	287	72	Hajime Meshiai	Japan	75	74	-	-	-	122	Leif Hederstrom	Sweden	79	77	-	-	-
20	Bob Tway	USA	71	71	72	73	287	72	Larry Mize	USA	72	77	-	-	-	122	Lindsay Mann	Scotland	81	75	-	-	-
25	Jack Nicklaus	USA	75	70	75	68	288	72	Lee Trevino	USA	75	74	-	-	-	122	Ed Sneed	USA	79	77	-	-	-
25	Ian Woosnam	Wales	76	71	72	69	288	77	Alberto Binaghi	Italy	74	76	-	-	-	122	David Thore	USA	78	78	-	-	-
27	Mark O'Meara	USA	75	69	75	70	289	77	John Bland	South Africa	76	74	-	-	-	122	James White	Scotland	77	79	-	-	-
28	Tommy Armour III	USA	73	72	72	73	290	77	Andrew Chandler	England	75	75	-	-	-	130	Anders Forsbrand	Sweden	79	78	-	-	-
28	Chip Beck	USA	72	71	74	73	290	77	Joe Higgins	UK	74	76	-	-	-	130	Ged Furey	England	80	77	-	-	-
28	Jim Benepe	USA	75	72	70	73	290	77	Mats Lanner	Sweden	75	75	-	-	-	130	Chien-Soon Lu	Taiwan	78	79	-	-	-
28	Howard Clark	England	71	72	75	72	290	77	Andrew Magee	USA	72	78	-	-	-	130	Andrew Rogers	England	82	75	-	-	-
28	Mark McNulty	Zimbabwe	73	73	72	72	290	77	Christy O'Connor Jr	Rep.of Ire.	75	75	-	-	-	134	Michael Allen	USA	83	75	-	-	-
28	Tom Watson	USA	74	72	72	72	290	77	Craig Parry	Australia	75	75	-	-	-	134	Chris Moody	UK	81	77	-	-	-
34	Wayne Riley	Australia	72	71	72	76	291	77	Scott Verplank	USA	72	78	-	-	-	134	Steve Pate	USA	80	78	-	-	-
34	Lanny Wadkins	USA	73	71	71	76	291	86	Roger Chapman	England	73	78	-	-	-	134	Steen Tinning	Denmark	76	82	-	-	-
36	Gordon J. Brand	England	73	74	72	73	292	86	Derrick Cooper	UK	74	77	-	-	-	138	Tony Jacklin	England	80	79	-	-	-
36	Jose Maria Olazabal	Spain	73	71	73	75	292	86	Jamie Howell	USA	77	74	-	-	-	139	Jose Cabo	Spain	79	81	-	-	-
38	Ken Brown	Scotland	75	72	75	71	293	86	Tony Johnstone	Zimbabwe	76	75	-	-	-	139	Mark Calcavecchia	USA	76	84	-	-	-
38	Wayne Grady	Australia	69	76	72	76	293	86	Davis Love III	USA	80	71	-	-	-	139	Andrew Cotton	England	77	83	-	-	-
38	Jay Haas	USA	71	76	78	68	293	86	Mike Reid	USA	78	73	-	-	-	139	David Graham	Australia	79	81	-	-	-
38	Brian Marchbank	Scotland	73	74	73	73	293	86	Mark Roe	England	76	75	-	-	-	139	Roger Mackay	Australia	80	80	-	-	-
38	Graham Marsh	Australia	75	73	71	74	293	86	Gerard Taylor	Australia	76	75	-	-	-	139	Mark Mouland	Wales	76	84	-	-	-
38	Corey Pavin	USA	74	73	71	75	293	86	Russell Weir	Scotland	77	74	-	-	-	139	Charles Rymer (A)	USA	83	77	-	-	-
38	Ronan Rafferty	N. Ireland	74	74	71	74	293	95	Eamonn Darcy	Rep.of Ire.	78	74	-	-	-	139	Sandy Stephen	Scotland	82	78	-	-	-
38	Noel Ratcliffe	Australia	70	77	76	70	293	95	Robert Lee	England	75	77	-	-	-	147	Alan McCloskey	Scotland	83	78	-	-	-
38	David A. Russell	England	72	73	72	76	293	95	Magnus Persson	Sweden	79	73	-	-	-	147	David Whelan	UK	81	80	-	-	-
47	Paul Azinger	USA	72	75	73	74	294	95	Johan Rystrom	Sweden	74	78	-	-	-	149	Neil Hansen	England	80	82	-	-	-
47	Paul Kent	England	74	70	79	71	294	95	Ove Sellberg	Sweden	79	73	-	-	-	150	Barry Lane	England	78	85	-	-	-
47	Mark McCumber	USA	75	71	72	76	294	95	Richard Thompson	USA	77	75	-	-	-	150	Darren Prosser (A)	England	81	82	-	-	-
47	Andy North	USA	77	68	74	75	294	95	Lucien Tinkler	Australia	77	75	-	-	-	150	Robert Richardson	South Africa	82	81	-	-	-
47	Sam Torrance	Scotland	74	74	75	71	294	95	Clive Tucker	UK	78	74	-	-	-	153	Wayne Smith	Australia	81	Wd	-	-	-



1987 – Muirfield

Date: 16-19 July 1987

Champion: Nick Faldo

Total: 279

Total score relative to par: -5

Round Scores: 68 69 71 71

Total Purse: £650,000

First Prize: £75,000

Runner Up: Rodger Davis, Paul Azinger

Silver Medal (amateur): Paul Mayo

Field: 153

Cut/No. who advanced 36 holes: 146/78

Leader each round

Round 1: Rodger Davis 64

Round 2: Paul Azinger 136

Round 3: Paul Azinger 207

Low score for each round


Round 1: 64 Rodger Davis

Round 2: 66 Ross Drummond, Payne Stewart

Round 3: 70 Ken Brown, Ray Floyd, David Frost,

Jose Maria Olazabal

Final Round: 67 David Feherty



POS	PLAYER	COUNTRY	R1	R2	R3	R4	TOTAL
1	Nick Faldo	England	68	69	71	71	279
2	Paul Azinger	USA	68	68	71	73	280
2	Rodger Davis	Australia	64	73	74	69	280
4	Ben Crenshaw	USA	73	68	72	68	281
4	Payne Stewart	USA	71	66	72	72	281
6	David Frost	South Africa	70	68	70	74	282
7	Tom Watson	USA	69	69	71	74	283
8	Nick Price	Zimbabwe	68	71	72	73	284
8	Craig Stadler	USA	69	69	71	75	284
8	Ian Woosnam	Wales	71	69	72	72	284
11	Mark Calcavecchia	USA	69	70	72	74	285
11	Graham Marsh	Australia	69	70	72	74	285
11	Mark McNulty	Zimbabwe	71	69	75	70	285
11	Jose Maria Olazabal	Spain	70	73	70	72	285
11	Masashi Ozaki	Japan	69	72	71	73	285
11	Hal Sutton	USA	71	70	73	71	285
17	Ken Brown	Scotland	69	73	70	74	286
17	Eamonn Darcy	Rep. of Ire.	74	69	72	71	286
17	Ray Floyd	USA	72	68	70	76	286
17	Wayne Grady	Australia	70	71	76	69	286
17	Bernhard Langer	Germany	69	69	76	72	286
17	Sandy Lyle	Scotland	76	69	71	70	286
17	Mark Roe	England	74	68	72	72	286
17	Lee Trevino	USA	67	74	73	72	286
25	Gerard Taylor	Australia	69	68	75	75	287
25	Gordon Brand Jr	Scotland	73	70	75	70	288
26	David Feherty	N. Ireland	74	70	77	67	288
26	Larry Mize	USA	68	71	76	73	288
29	Danny Edwards	USA	71	73	72	73	289
29	Anders Forsbrand	Sweden	73	69	73	74	289
29	Ken Green	USA	67	76	74	72	289
29	Lanny Wadkins	USA	72	71	75	71	289
29	Fuzzy Zoeller	USA	71	70	76	72	289
34	David Graham	Australia	69	73	78	70	290
35	Manuel Calero	Spain	71	74	75	71	291
35	Ross Drummond	Scotland	79	66	77	69	291
35	Jay Haas	USA	69	74	76	72	291
35	Greg Norman	Australia	71	71	74	75	291
35	Bob Tway	USA	67	72	75	77	291
40	Andy Bean	USA	70	73	75	74	292
40	Gordon J. Brand	England	72	72	74	74	292
40	Derrick Cooper	UK	74	72	78	68	292
40	Fred Couples	USA	70	74	78	70	292
44	Fulton Allem	South Africa	74	69	77	73	293
44	Brian Marchbank	Scotland	72	72	76	73	293
44	Carl Mason	England	70	69	78	76	293
44	Ossie Moore	Australia	71	72	76	74	293
48	Larry Nelson	USA	70	75	76	73	294
48	John Slaughter	USA	72	71	76	75	294
50	Seve Ballesteros	Spain	73	70	77	75	295
50	Mats Lanner	Sweden	71	74	79	71	295

POS	PLAYER	COUNTRY	R1	R2	R3	R4	TOTAL
50	Sam Torrance	Scotland	76	69	77	73	295
50	Philip Walton	Rep. of Ire.	72	73	75	75	295
54	Billy Andrade	USA	74	69	78	75	296
54	Roger Chapman	England	70	73	79	74	296
54	John O'Leary	Rep. of Ire.	71	73	79	73	296
57	Paul Mayo (A)	Wales	72	70	75	80	297
57	Ove Sellberg	Sweden	71	72	78	76	297
59	Brian Jones	Australia	73	72	80	73	298
59	Bill McColl	Scotland	71	75	77	75	298
59	Tsuneyuki Nakajima	Japan	73	72	77	76	298
62	Howard Clark	England	72	73	78	76	299
62	Neil Hansen	England	75	69	80	75	299
62	Miguel Martin	Spain	74	71	77	77	299
62	Scott Simpson	USA	75	71	82	71	299
66	Hugh Baiocchi	South Africa	72	73	78	77	300
66	Brandel Chamblee	USA	73	72	77	78	300
66	Mark O'Meara	USA	73	72	82	73	300
66	Tateo Ozaki	Japan	72	73	78	77	300
66	Gary Player	South Africa	72	74	79	75	300
71	Wayne Westner	South Africa	71	75	84	71	301
72	Tom Kite	USA	73	72	81	76	302
72	Jack Nicklaus	USA	74	71	81	76	302
74	Jeff Hawkes	South Africa	71	74	80	78	303
75	Ricky Willison (A)	England	75	71	83	76	305
76	Chris Moody	UK	76	70	81	79	306
77	David Jones	N. Ireland	72	74	83	78	307
78	Anthony Stevens	England	71	75	82	84	312
79	David Gilford	England	70	77	-	-	-
79	Shigeru Kuramoto	Japan	74	73	-	-	-
79	Barry Lane	England	76	71	-	-	-
79	Gavin Levenson	South Africa	75	72	-	-	-
79	Malcolm Mackenzie	England	76	71	-	-	-
79	Christy O'Connor Jr	Rep. of Ire.	74	73	-	-	-
79	Andrew Sherborne	England	72	75	-	-	-
79	Des Smyth	Rep. of Ire.	72	75	-	-	-
79	Jim Thorpe	USA	74	73	-	-	-
88	Mitch Adcock	England	77	71	-	-	-
88	Bernard Gallacher	Scotland	75	73	-	-	-
88	Peter Harrison	England	73	75	-	-	-
88	Mark James	England	75	73	-	-	-
88	Michael King	England	75	73	-	-	-
88	Philip Parkin	Wales	77	71	-	-	-
88	Manuel Pinero	Spain	75	73	-	-	-
88	Vaughan Somers	Australia	76	72	-	-	-
88	Paul Thomas	Wales	75	73	-	-	-
88	Russell Weir	Scotland	72	76	-	-	-
88	Roger Winchester (A)	England	73	75	-	-	-
99	Tony Charles	England	75	74	-	-	-
99	Vicente Fernandez	Argentina	78	71	-	-	-
99	David Love III	USA	72	77	-	-	-
99	Ian Mosey	England	77	72	-	-	-

POS	PLAYER	COUNTRY	R1	R2	R3	R4	TOTAL
99	Andrew Oldcorn	Scotland	75	74	-	-	-
99	Magnus Persson	Sweden	72	77	-	-	-
99	Anders Sorensen	Denmark	74	75	-	-	-
99	Paul Way	England	75	74	-	-	-
99	Teddy Webber	Zimbabwe	77	72	-	-	-
99	Ian Young	Scotland	74	75	-	-	-
109	Ian Baker-Finch	Australia	74	76	-	-	-
109	Stephen Bennett	England	71	79	-	-	-
109	Adam J Hunter	Scotland	77	73	-	-	-
109	Bill Longmuir	Scotland	79	71	-	-	-
109	Stephen McAllister	Scotland	75	75	-	-	-
109	Corey Pavin	USA	73	77	-	-	-
109	Jose Rivero	Spain	76	74	-	-	-
109	Johan Rystrom	Sweden	73	77	-	-	-
117	Tze Chung Chen	Taiwan	78	73	-	-	-
117	David Curry (A)	England	80	71	-	-	-
117	Denis Durnian	England	72	79	-	-	-
117	Paul Kent	England	73	78	-	-	-
117	Robert Lee	England	74	77	-	-	-
117	Tze Ming Chen	Taiwan	78	73	-	-	-
123	Andrew Brooks	Scotland	78	74	-	-	-
123	Jose Maria Canizares	Spain	72	80	-	-	-
123	Paul Carrigill	UK	78	74	-	-	-
123	Jim Hallet	USA	75	77	-	-	-
123	Mike Harwood	Australia	76	76	-	-	-
123	David Llewellyn	Wales	77	75	-	-	-
123	Bill Malley	USA	78	74	-	-	-
123	Peter Senior	Australia	74	78	-	-	-
131	John Bland	South Africa	79	74	-	-	-
131	Steven Cipa	England	75	78	-	-	-
131	Christian Hardin (A)	Sweden	73	80	-	-	-
131	Arnold Palmer	USA	75	78	-	-	-
131	Martin Poxon	England	77	76	-	-	-
131	Ronan Rafferty	N. Ireland	76	77	-	-	-
131	David Ray	England	78	75	-	-	-
138	Jerry Anderson	Canada	77	77	-	-	-
138	Steven Bottomley (A)	England	81	73	-	-	-
138	Keith Hird (A)	Scotland	75	79	-	-	-
138	Eoghan O'Connell (A)	Rep. of Ire.	77	77	-	-	-
142	John Ambridge (A)	UK	75	80	-	-	-
142	Freddy George (A)	England	74	81	-	-	-
142	Jeremy Robinson (A)	England	77	78	-	-	-
142	Mark Wiltshire	South Africa	78	77	-	-	-
146	John Clifford	Australia	82	74	-	-	-
147	Martin Gray	Scotland	80	77	-	-	-
148	Per-Arne Brostedt	Sweden	74	84	-	-	-
148	David Jones (A)	England	80	78	-	-	-
150	Stephen Hamer (A)	England	81	78	-	-	-
151	Geoff Tickell	UK	78	82	-	-	-
152	Craig Parry	Australia	81	81	-	-	-
153	Peter Jacobsen	USA	81	Wd	-	-	-



1986 – Turnberry

Date: 17-20 July 1986
 Champion: Greg Norman
 Total: 280
 Total score relative to par: 0
 Round Scores: 74 63 74 69
 Total Purse: £600,000
 First Prize: £70,000
 Runner Up: Gordon J Brand
 Field: 153
 Cut/No. who advanced 36 holes: 151/77

Leader each round
 Round 1: Ian Woosnam 70
 Round 2: Greg Norman 137
 Round 3: Greg Norman 211

Low score for each round
 Round 1: 70 Ian Woosnam
 Round 2: 63 Greg Norman
 Round 3: 69 Ho Ming Chung
 Final Round: 64 Seve Ballesteros

POS	PLAYER	COUNTRY	R1	R2	R3	R4	TOTAL	POS	PLAYER	COUNTRY	R1	R2	R3	R4	TOTAL	POS	PLAYER	COUNTRY	R1	R2	R3	R4	TOTAL
1	Greg Norman	Australia	74	63	74	69	280	46	Larry Mize	USA	79	69	75	75	298	99	Howard Clark	England	81	73	-	-	-
2	Gordon J. Brand	England	71	68	75	71	285	46	Jack Nicklaus	USA	78	73	76	71	298	99	Emmanuel Dussart	France	78	76	-	-	-
3	Bernhard Langer	Germany	72	70	76	68	286	46	Mac O'Grady	USA	76	75	77	70	298	99	Richard Masters	England	73	81	-	-	-
3	Ian Woosnam	Wales	70	74	70	72	286	46	Bob Tway	USA	74	71	76	77	298	99	David A. Russell	England	81	73	-	-	-
5	Nick Faldo	England	71	70	76	70	287	56	Graham Marsh	Australia	79	71	75	75	300	99	Peter Senior	Australia	81	73	-	-	-
6	Seve Ballesteros	Spain	76	75	73	64	288	56	Carl Mason	England	76	73	73	78	300	99	Peter Teravainen	USA	75	79	-	-	-
6	Gary Koch	USA	73	72	72	71	288	56	Sam Randolph	USA	72	76	77	75	300	109	Hugh Baiocchi	South Africa	81	74	-	-	-
8	Brian Marchbank	Scotland	78	70	72	69	289	59	Eamonn Darcy	Rep. of Ire.	76	75	75	75	301	109	Ian Baker-Finch	Australia	86	69	-	-	-
8	Tsuneyuki Nakajima	Japan	74	67	71	77	289	59	Tom Lamore	USA	76	71	77	77	301	109	Rodger Davis	Australia	81	74	-	-	-
8	Fuzzy Zoeller	USA	75	73	72	69	289	59	Malcolm Mackenzie	England	79	70	77	75	301	109	Terry Gale	Australia	81	74	-	-	-
11	Jose Maria Canizares	Spain	76	68	73	73	290	59	Mark McNulty	Zimbabwe	80	71	79	71	301	109	Mike Harwood	Australia	77	78	-	-	-
11	David Graham	Australia	75	73	70	72	290	59	Frank Nobilo	New Zealand	76	75	71	79	301	109	Adam J Hunter	Scotland	78	77	-	-	-
11	Christy O'Connor Jr	Rep. of Ire.	75	71	75	69	290	59	Lee Trevino	USA	80	71	75	75	301	109	David Llewellyn	Wales	82	73	-	-	-
14	Andy Bean	USA	74	73	73	71	291	65	Andrew Chandler	England	78	72	78	74	302	116	Fulton Allem	South Africa	82	74	-	-	-
14	Curtis Strange	USA	79	69	74	69	291	65	Martin Gray	Scotland	75	76	76	75	302	116	John Bland	South Africa	82	74	-	-	-
16	Ray Floyd	USA	78	67	73	74	292	65	Donnie Hammond	USA	74	71	79	78	302	116	Mark Davis (A)	England	78	78	-	-	-
16	Anders Forsbrand	Sweden	71	73	77	71	292	65	Jimmy Heggarty	UK	75	72	80	75	302	116	Denis Durnian	England	78	78	-	-	-
16	Jose Maria Olazabal	Spain	78	69	72	73	292	65	Scott Simpson	USA	78	71	75	78	302	116	Larry Nelson	USA	81	75	-	-	-
19	Bob Charles	New Zealand	76	72	73	72	293	70	Peter Fowler	Australia	80	71	77	75	303	116	Eddie Pollard	UK	79	77	-	-	-
19	Manuel Pinero	Spain	78	71	70	74	293	70	Ossie Moore	Australia	76	74	79	74	303	116	Jose Rivero	Spain	81	75	-	-	-
21	Derrick Cooper	UK	72	79	72	71	294	72	Ross Drummond	Scotland	76	74	77	78	305	116	Michel Tapia	France	78	78	-	-	-
21	Ben Crenshaw	USA	77	69	75	73	294	72	David Jones	N. Ireland	75	76	79	75	305	116	Jim Thorpe	USA	77	79	-	-	-
21	Danny Edwards	USA	77	73	70	74	294	74	Tommy Horton	England	77	73	82	74	306	116	Paul Way	England	79	77	-	-	-
21	Vicente Fernandez	Argentina	78	70	71	75	294	75	Gary Weir	Scotland	78	69	80	80	307	116	Wayne Westner	South Africa	78	78	-	-	-
21	Robert Lee	England	71	75	75	73	294	76	Kris Moe	USA	76	74	82	82	314	116	Bruce Zabriski	USA	77	79	-	-	-
21	Philip Parkin	Wales	78	70	72	74	294	77	Hubert Green	USA	77	73	81	Wd	-	128	Michael Cahill	Australia	83	74	-	-	-
21	Ronan Rafferty	N. Ireland	75	74	75	70	294	78	Simon Bishop	England	79	73	-	-	-	128	Jeff Hall	England	80	77	-	-	-
21	Vaughan Somers	Australia	73	77	72	72	294	78	David Frost	South Africa	78	74	-	-	-	128	Corey Pavin	USA	81	76	-	-	-
21	Sam Torrance	Scotland	78	69	71	76	294	78	Neil Hansen	England	77	75	-	-	-	131	Andrew Cotton (A)	England	79	79	-	-	-
30	Masahiro Kuramoto	Japan	77	73	73	72	295	78	Peter Jacobsen	USA	77	75	-	-	-	131	Seiichi Kanai	Japan	87	71	-	-	-
30	Sandy Lyle	Scotland	78	73	70	74	295	78	Tom Kite	USA	78	74	-	-	-	133	Gordon Brand Jr	Scotland	80	79	-	-	-
30	John Mahaffey	USA	75	73	75	72	295	78	Johnny Miller	USA	75	77	-	-	-	133	Bill Longmuir	Scotland	83	76	-	-	-
30	Ian Stanley	Australia	72	74	78	71	295	78	Bill Rogers	USA	80	72	-	-	-	135	Tony Johnstone	Zimbabwe	87	73	-	-	-
30	D.A. Weibring	USA	75	70	76	74	295	78	Ove Sellberg	Sweden	76	76	-	-	-	135	Glenn Ralph	England	81	79	-	-	-
35	Andrew Brooks	Scotland	72	73	77	74	296	78	Scott Verplank	USA	77	75	-	-	-	137	Ken Brown	Scotland	81	80	-	-	-
35	Roger Chapman	England	74	71	78	73	296	78	Philip Walton	Rep. of Ire.	75	77	-	-	-	137	Paul Carrigill	UK	85	76	-	-	-
35	Ron Commans	USA	72	77	73	74	296	88	Deane Beman	USA	75	78	-	-	-	137	David Feherty	N. Ireland	81	80	-	-	-
35	Mark James	England	75	73	73	75	296	88	Antonio Garrido	Spain	77	76	-	-	-	137	Garth McGimpsey	N. Ireland	85	76	-	-	-
35	Gary Player	South Africa	75	72	73	76	296	88	Mark Mouland	Wales	77	76	-	-	-	137	Andrew Murray	England	83	78	-	-	-
35	Payne Stewart	USA	76	69	75	76	296	88	Andrew Oldcorn	Scotland	80	73	-	-	-	137	Adan Sowa	Argentina	86	75	-	-	-
35	Greg Turner	New Zealand	73	71	75	77	296	88	Dan Pohl	USA	75	78	-	-	-	143	Robert Richardson	South Africa	85	77	-	-	-
35	Tom Watson	USA	77	71	77	71	296	88	Martin Poxon	England	79	74	-	-	-	143	Jeremy Robinson (A)	England	83	79	-	-	-
43	Ming Chung Ho	Taiwan	77	74	69	77	297	88	Joe Sindelar	USA	80	73	-	-	-	145	Ray Stewart	Canada	85	79	-	-	-
43	Roger Maltbie	USA	78	71	76	72	297	88	Des Smyth	Rep. of Ire.	80	73	-	-	-	146	David Curry (A)	England	85	80	-	-	-
43	Mark O'Meara	USA	80	69	74	74	297	88	Denis Watson	South Africa	78	75	-	-	-	147	Howard Francis	England	85	82	-	-	-
46	Tommy Armour III	USA	76	70	75	77	298	88	Teddy Webber	Zimbabwe	77	76	-	-	-	147	Jaime Gonzalez	Brazil	85	82	-	-	-
46	Tony Charnley	England	77	73	76	72	298	88	David Williams	England	81	72	-	-	-	149	Mark Wiltshire	South Africa	85	84	-	-	-
46	Michael Clayton	Australia	76	74	75	73	298	99	Peter Allan	England	83	71	-	-	-	150	George Ritchie	Scotland	87	84	-	-	-
46	Fred Couples	USA	78	73	75	72	298	99	Jerry Anderson	Canada	81	73	-	-	-	151	Guy McQuitty	England	95	87	-	-	-
46	Jeff Hawkes	South Africa	78	73	72	75	298	99	Maurice Bembridge	UK	76	78	-	-	-	152	Craig Stadler	USA	82	Wd	-	-	-
46	Hsi Chuen Lu	Taiwan	80	69	73	76	298	99	Richard Boxall	England	78	76	-	-	-	153	Andrew Broadway	England	Wd	-	-	-	-



1985 – Royal St George's

Date: 18-21 July 1985

Champion: Sandy Lyle

Total: 282

Total score relative to par: 2

Round Scores: 68 71 73 70

Total Purse: £530,000

First Prize: £65,000

Runner Up: Payne Stewart

Silver Medal (amateur):

Jose Maria Olazabal

Field: 153

Cut/No. who advanced 36 holes: 149/86

Cut/No. who advanced 54 holes: 221/61

Leader each round

Round 1: Christy O'Connor Jr 64

Round 2: David Graham, Sandy Lyle 139

Round 3: David Graham, Bernhard Langer 209

Low score for each round


Round 1: 64 Christy O'Connor

Round 2: 68 Eamonn Darcy

Round 3: 66 Mark James

Final Round: 68 Eamonn Darcy, Philip Parkin,

Jose Rivero, Payne Stewart



POS	PLAYER	COUNTRY	R1	R2	R3	R4	TOTAL
1	Sandy Lyle	Scotland	68	71	73	70	282
2	Payne Stewart	USA	70	75	70	68	283
3	David Graham	Australia	68	71	70	75	284
3	Bernhard Langer	Germany	72	69	68	75	284
3	Christy O'Connor Jr	Rep. of Ire.	64	76	72	72	284
3	Mark O'Meara	USA	70	72	70	72	284
3	Jose Rivero	Spain	74	72	70	68	284
8	Anders Forsbrand	Sweden	70	76	69	70	285
8	Tom Kite	USA	73	73	67	72	285
8	D.A. Weibring	USA	69	71	74	71	285
11	Jose Maria Canizares	Spain	72	75	70	69	286
11	Eamonn Darcy	Rep. of Ire.	76	68	74	68	286
11	Peter Jacobsen	USA	71	74	68	73	286
11	Gary Koch	USA	75	72	70	69	286
11	Fuzzy Zoeller	USA	69	76	70	71	286
16	Simon Bishop	England	71	75	72	69	287
16	Greg Norman	Australia	71	72	71	73	287
16	Sam Torrance	Scotland	74	74	69	70	287
16	Ian Woosnam	Wales	70	71	71	75	287
20	Ian Baker-Finch	Australia	71	73	74	70	288
20	Jaime Gonzalez	Brazil	72	72	73	71	288
20	Mark James	England	71	78	66	73	288
20	Graham Marsh	Australia	71	75	69	73	288
20	Lee Trevino	USA	73	76	68	71	288
25	Gordon J. Brand	England	73	72	72	72	289
25	Michael Cahill	Australia	72	74	71	72	289
25	David Frost	South Africa	70	74	73	72	289
25	Robert Lee	England	68	73	74	74	289
25	Kris Moe	USA	70	76	73	70	289
25	Jose Maria Olazabal (A)	Spain	72	76	71	70	289
25	Philip Parkin	Wales	68	76	77	68	289
25	Manuel Pinero	Spain	71	73	72	73	289
33	Wayne Riley	Australia	71	70	77	72	290
33	Ove Sellberg	Sweden	71	78	70	71	290
35	Hugh Baiocchi	South Africa	75	74	71	71	291
35	Andy Bean	USA	72	72	73	74	291
35	Ben Crenshaw	USA	73	75	70	73	291
35	Bob Shearer	Australia	75	73	68	75	291
39	Seve Ballesteros	Spain	75	74	70	73	292
39	Tony Johnstone	Zimbabwe	68	72	80	72	292
39	Corey Pavin	USA	70	74	72	76	292
39	Magnus Persson	Sweden	71	73	76	72	292
39	Jeffrey Pinnett	England	73	74	72	73	292
44	Ronan Rafferty	N. Ireland	74	73	71	75	293
44	David A. Russell	England	74	72	71	76	293
44	Peter Senior	Australia	70	71	80	72	293
47	Gordon Brand Jr	Scotland	69	74	77	74	294
47	Howard Clark	England	70	71	76	77	294
47	Bernard Gallacher	Scotland	73	76	71	74	294
47	Mark Mouland	Wales	72	75	74	73	294
47	Martin Poxon	England	73	75	71	75	294

POS	PLAYER	COUNTRY	R1	R2	R3	R4	TOTAL
47	Denis Watson	South Africa	72	74	75	73	294
47	Tom Watson	USA	72	73	72	77	294
54	Nick Faldo	England	73	73	75	74	295
54	Emilio Rodriguez	Spain	71	70	77	77	295
56	Peter Fowler	Australia	70	79	70	78	297
56	Larry Nelson	USA	70	75	75	77	297
58	David Whelan	UK	69	74	75	80	298
59	David Williams	England	74	71	74	81	300
60	Vaughan Somers	Australia	76	72	73	80	301
61	Bob Charles	New Zealand	70	76	69	Wd	
62	Terry Gale	Australia	75	73	74	-	
62	David Gilford (A)	England	72	74	76	-	
62	Steve Martin	Scotland	74	74	74	-	
62	Jeff Mathews	England	74	71	77	-	
62	Gary Player	South Africa	72	77	73	-	
62	David Ray	England	73	74	75	-	
62	Craig Stadler	USA	76	72	74	-	
69	Michael King	England	71	75	77	-	
69	Chris Moody	UK	72	77	74	-	
69	Ossie Moore	Australia	73	73	77	-	
69	Lanny Wadkins	USA	73	74	76	-	
69	Paul Way	England	71	76	76	-	
74	Tony Charnley	England	75	74	75	-	
74	Bill McColl	Scotland	69	80	75	-	
74	Tze Ming Chen	Taiwan	74	71	79	-	
74	Eddie Pollard	UK	72	77	75	-	
74	Peter Teravainen	USA	73	74	77	-	
74	Paul Thomas	Wales	75	74	75	-	
80	Kikuo Arai	Japan	71	78	76	-	
80	Massimo Mannelli	Italy	74	74	77	-	
80	Paul Oglesby	USA	76	69	80	-	
80	Des Smyth	Rep. of Ire.	75	74	76	-	
84	Manuel Ballesteros	Spain	74	75	77	-	
84	Grant Turner	UK	72	74	80	-	
86	Ray Carrasco	USA	73	76	81	-	
87	Woody Blackburn	USA	74	76	-	-	
87	Bob Byman	USA	72	78	-	-	
87	Derrick Cooper	UK	75	75	-	-	
87	Peter Dahlberg	Sweden	73	77	-	-	
87	Denis Durnian	England	75	75	-	-	
87	Simon Hobday	Zimbabwe	72	78	-	-	
87	Mike Ingham	UK	73	77	-	-	
87	Mark McCumber	USA	75	75	-	-	
87	Mark McNulty	Zimbabwe	74	76	-	-	
87	Ian Mosey	England	73	77	-	-	
87	Chris Platts	UK	74	76	-	-	
87	Glenn Ralph	England	78	72	-	-	
99	John Bland	South Africa	73	78	-	-	
99	Steven Cipa	Australia	76	75	-	-	
99	Michael Clayton	Australia	72	79	-	-	
99	Neil Coles	England	75	76	-	-	

POS	PLAYER	COUNTRY	R1	R2	R3	R4	TOTAL
99	Peter Harrison	England	72	79	-	-	
99	Carl Mason	England	75	76	-	-	
99	Nick Price	Zimbabwe	74	77	-	-	
106	Tommy Horton	England	76	76	-	-	
106	Jamie Howell	USA	75	77	-	-	
106	Krister Kinell	Sweden	76	76	-	-	
106	Shinsaku Maeda	Japan	75	77	-	-	
106	Jack Nicklaus	USA	77	75	-	-	
111	David Armstrong	Australia	71	82	-	-	
111	Rodger Davis	Australia	75	78	-	-	
111	Rick Hartmann	USA	76	77	-	-	
111	David Lewellyn	Wales	74	79	-	-	
111	Tateo Ozaki	Japan	76	77	-	-	
111	Eduardo Romero	Argentina	74	79	-	-	
117	Bill Bergin	USA	73	81	-	-	
117	Tony Jacklin	England	81	73	-	-	
117	Gary Smith	UK	74	80	-	-	
117	Alan Tapie	USA	79	75	-	-	
121	Ken Brown	Scotland	72	83	-	-	
121	Jonathan Evans (A)	Australia	79	76	-	-	
121	Brad Faxon	USA	75	80	-	-	
121	Vicente Fernandez	Argentina	76	79	-	-	
121	Nicholas Godin	England	75	80	-	-	
121	Bill Longmuir	Scotland	76	79	-	-	
121	Brian Sharrack	England	79	76	-	-	
128	Baldovino Dassu	Italy	78	78	-	-	
128	Mark Davis (A)	England	78	78	-	-	
128	Lee Jones	England	77	79	-	-	
128	Brian Marchbank	Scotland	76	80	-	-	
128	Garth McGimpsey (A)	N. Ireland	78	78	-	-	
128	Noel Ratcliffe	Australia	77	79	-	-	
128	Clive Tucker	UK	78	78	-	-	
135	Mike McLean	England	72	85	-	-	
135	Bill Rogers	USA	74	83	-	-	
137	Jerry Anderson	Canada	79	79	-	-	
137	Stephen Bennett	England	77	81	-	-	
137	Jimmy Heggarty	UK	77	81	-	-	
137	Graham Homewood (A)	England	80	78	-	-	
141	Christopher Basset	England	75	84	-	-	
141	Roger Chapman	England	74	85	-	-	
141	Naomichi Ozaki	Japan	82	77	-	-	
141	Art Russell	USA	77	82	-	-	
141	Philip Walton	Rep. of Ire.	74	85	-	-	
146	Bobby Mitchell	England	78	82	-	-	
146	Tohru Nakamura	Japan	76	84	-	-	
148	Maurice Bembridge	UK	83	78	-	-	
148	Armando Saavedra	Argentina	80	81	-	-	
150	Garry Cullen	UK	78	84	-	-	
151	Jeff Hall	England	78	86	-	-	
151	Robert Purdie (A)	England	77	87	-	-	
153	Richard Latham (A)	England	84	84	-	-	





1984 – St Andrews

Date: 19-22 July 1984

Champion: Seve Ballesteros

Total: 276

Total score relative to par: -12

Round Scores: 69 68 70 69

Total Purse: £451,000

First Prize: £55,000

Runner Up: Bernhard Langer,

Tom Watson

Field: 156

Cut/No. who advanced 36 holes: 148/94

Cut/No. who advanced 54 holes: 219/63

Leader each round

Round 1: Greg Norman, Peter Jacobsen, Bill Longmuir 67

Round 2: Ian Baker-Finch 134

Round 3: Ian Baker-Finch, Tom Watson 205

Low score for each round

Round 1: 67 Greg Norman, Peter Jacobsen, Bill Longmuir

Round 2: 66 Ian Baker-Finch

Round 3: 66 Tom Watson, Sam Torrance, Bill Bergin

Final Round: 67 Greg Norman, Graham Marsh,

Sandy Lyle



POS	PLAYER	COUNTRY	R1	R2	R3	R4	TOTAL
1	Seve Ballesteros	Spain	69	68	70	69	276
2	Bernhard Langer	Germany	71	68	68	71	278
2	Tom Watson	USA	71	68	66	73	278
4	Fred Couples	USA	70	69	74	68	281
4	Lanny Wadkins	USA	70	69	73	69	281
6	Nick Faldo	England	69	68	76	69	282
6	Greg Norman	Australia	67	74	74	67	282
8	Mark McCumber	USA	74	67	72	70	283
9	Hugh Baiocchi	South Africa	72	70	70	72	284
9	Ian Baker-Finch	Australia	68	66	71	79	284
9	Graham Marsh	Australia	70	74	73	67	284
9	Ronan Rafferty	N. Ireland	74	72	67	71	284
9	Sam Torrance	Scotland	74	74	66	70	284
14	Andy Bean	USA	72	69	75	69	285
14	Bill Bergin	USA	75	73	66	71	285
14	Ken Brown	Scotland	74	71	72	68	285
14	Hale Irwin	USA	75	68	70	72	285
14	Sandy Lyle	Scotland	75	71	72	67	285
14	Peter Senior	Australia	74	70	70	71	285
14	Lee Trevino	USA	70	67	75	73	285
14	Fuzzy Zoeller	USA	71	72	71	71	285
22	Ben Crenshaw	USA	72	75	70	69	286
22	Peter Jacobsen	USA	67	73	73	73	286
22	Tom Kite	USA	69	71	74	72	286
22	Gil Morgan	USA	71	71	71	73	286
22	Corey Pavin	USA	71	74	72	69	286
22	Paul Way	England	73	72	69	72	286
28	Terry Gale	Australia	71	74	72	70	287
28	Jaime Gonzalez	Brazil	69	71	76	71	287
28	Craig Stadler	USA	75	70	70	72	287
31	Ross Drummond	Scotland	77	71	69	71	288
31	Bernard Gallacher	Scotland	70	74	72	72	288
31	Johnny Miller	USA	75	71	70	72	288
31	Jack Nicklaus	USA	76	72	68	72	288
31	Philip Parkin	Wales	73	73	73	69	288
36	Jose Maria Canizares	Spain	70	71	72	76	289
36	David Dunk	UK	71	72	73	73	289
36	Jay Haas	USA	73	71	73	72	289
36	Jimmy Heggarty	UK	71	74	72	72	289
36	Gavin Levenson	South Africa	74	70	73	72	289
36	Ewen Murray	Scotland	72	74	71	72	289
36	Tsuneyuki Nakajima	Japan	70	71	74	74	289
36	Manuel Pinero	Spain	71	71	76	71	289
44	Mark James	England	70	73	72	75	290
44	Martin Poxon	England	70	74	73	73	290
44	Nick Price	Zimbabwe	74	73	72	71	290
47	Isao Aoki	Japan	71	74	73	73	291
47	Manuel Calero	Spain	75	72	72	72	291
47	Roger Chapman	England	72	74	70	75	291
47	Bob Charles	New Zealand	75	73	70	73	291
47	David Frost	South Africa	76	72	70	73	291
52	Richard Boxall	England	71	74	73	74	292

POS	PLAYER	COUNTRY	R1	R2	R3	R4	TOTAL
52	John Chillias	Scotland	71	72	75	74	292
52	Howard Clark	England	74	74	71	73	292
55	Bill Longmuir	Scotland	67	71	79	76	293
55	Malcolm Mackenzie	England	72	72	74	75	293
55	Emilio Rodriguez	Spain	74	74	69	76	293
55	David J Russell	England	73	74	71	75	293
59	Saburo Fujiki	Japan	72	73	74	75	294
60	John Garner	England	74	71	74	76	295
60	Gary Koch	USA	75	73	70	77	295
62	Rick Hartmann	USA	70	73	76	77	296
62	Naomichi Ozaki	Japan	72	76	70	78	296
64	John Bland	South Africa	73	72	75	-	-
64	Anders Forsbrand	Sweden	71	73	76	-	-
64	Michael King	England	71	75	74	-	-
64	Chris Moody	UK	74	71	75	-	-
64	Larry Nelson	USA	75	69	76	-	-
64	Payne Stewart	USA	74	72	74	-	-
64	Ian Woosnam	Wales	72	69	79	-	-
71	Jim Colbert	USA	76	72	73	-	-
71	Ray Floyd	USA	74	74	73	-	-
71	David Graham	Australia	73	72	76	-	-
71	Harold Henning	South Africa	72	75	74	-	-
71	Larry Mize	USA	76	72	73	-	-
71	Christy O'Connor Jr	Rep.of Ire.	74	73	74	-	-
71	Magnus Persson	Sweden	74	67	80	-	-
71	Art Russell	USA	75	73	73	-	-
71	Andrew Sherborne (A)	England	75	71	75	-	-
71	Peter Thomson	Australia	72	73	76	-	-
71	Brian Waites	England	71	76	74	-	-
82	Gordon J. Brand	England	75	70	77	-	-
82	Jeff Hall	England	70	77	75	-	-
82	Simon Hobday	Zimbabwe	72	73	77	-	-
85	Tony Charnley	England	75	72	76	-	-
85	Warren Humphreys	England	73	75	75	-	-
87	Neil Coles	England	72	76	76	-	-
87	Eamonn Darcy	Rep.of Ire.	69	75	80	-	-
87	Wayne Riley	Australia	74	72	78	-	-
87	David A. Russell	England	77	71	76	-	-
91	Hubert Green	USA	73	74	78	-	-
92	Masahiro Kuramoto	Japan	71	73	82	-	-
92	Brian Marchbank	Scotland	73	74	79	-	-
94	Peter McEvoy (A)	England	75	73	Wd	-	-
95	Denis Durnian	England	75	74	-	-	-
95	Vicente Fernandez	Argentina	76	73	-	-	-
95	Antonio Garrido	Spain	78	71	-	-	-
95	David Glenz	USA	76	73	-	-	-
95	Steve Hadfield	England	74	75	-	-	-
95	Morris Hatalsky	USA	76	73	-	-	-
95	Tony Johnstone	Zimbabwe	78	71	-	-	-
95	David Llewellyn	Wales	74	75	-	-	-
95	Chien-Soon Lu	Taiwan	75	74	-	-	-
95	Jose Maria Olazabal (A)	Spain	74	75	-	-	-

POS	PLAYER	COUNTRY	R1	R2	R3	R4	TOTAL
95	Simon Owen	New Zealand	74	75	-	-	-
95	Gary Player	South Africa	74	75	-	-	-
95	David Sreeton	England	72	77	-	-	-
95	Jay Sigel (A)	USA	72	77	-	-	-
95	Gary Smith	UK	76	73	-	-	-
95	Mike Sullivan	USA	72	77	-	-	-
111	Peter Barber	UK	74	76	-	-	-
111	Nick Brown	UK	75	75	-	-	-
111	Michael Clayton	Australia	76	74	-	-	-
111	Peter Dahlberg	Sweden	74	76	-	-	-
111	Bob Gilder	USA	81	69	-	-	-
111	Wayne Grady	Australia	73	77	-	-	-
111	Jeff Hawkes	South Africa	78	72	-	-	-
111	John Jacobs	USA	73	77	-	-	-
111	Des Smyth	Rep.of Ire.	73	77	-	-	-
111	Peter Teravainen	USA	73	77	-	-	-
111	Clive Tucker	UK	77	73	-	-	-
111	Keith Waters	England	75	75	-	-	-
123	Kikuo Arai	Japan	78	73	-	-	-
123	Tienie Britz	South Africa	75	76	-	-	-
123	Per-Arne Brostedt	Sweden	79	72	-	-	-
123	Martin Gray	Scotland	74	77	-	-	-
123	Paul Leonard	UK	75	76	-	-	-
123	Peter Mitchell	England	75	76	-	-	-
123	Jose Rivero	Spain	74	77	-	-	-
130	Maurice Bembidge	UK	76	76	-	-	-
130	Simon Bishop	England	74	78	-	-	-
130	Michael Colandro	USA	77	75	-	-	-
130	Martin Green	England	79	73	-	-	-
130	Paul Hoad	UK	75	77	-	-	-
130	Vaughan Somers	Australia	72	80	-	-	-
130	Simon Wood (A)	England	76	76	-	-	-
137	David Ingram	Scotland	77	76	-	-	-
137	Arnold Palmer	USA	76	77	-	-	-
137	Ed Sneed	USA	73	80	-	-	-
137	Hal Sutton	USA	76	77	-	-	-
141	Charlie Bolling	USA	78	76	-	-	-
141	Andrew Chandler	England	75	79	-	-	-
141	Glyn Davies	Wales	75	79	-	-	-
144	Peter Fowler	Australia	75	80	-	-	-
144	Andrew Oldcorn	Scotland	76	79	-	-	-
144	Keith Williams	Wales	78	77	-	-	-
147	Graham Burroughs	England	82	74	-	-	-
147	John Hawksworth (A)	England	79	77	-	-	-
147	Tony Jacklin	England	80	76	-	-	-
147	Paul Thomas	Wales	78	78	-	-	-
151	David Ridley	UK	80	77	-	-	-
152	Peter Berry	England	80	78	-	-	-
153	Douglas Campbell	USA	82	77	-	-	-
153	Peter Hinton	England	79	80	-	-	-
153	Kel Nagle	Australia	84	75	-	-	-
153	Bill Rogers	USA	82	77	-	-	-

Ballesteros snatches victory from Watson

Rarely has a putt been celebrated in such a joyous way. On the 18th green at St Andrews, Seve Ballesteros had a putt from 12 feet for a birdie and it looked in all the way before appearing to hesitate on the lip of the hole.

Finally, it toppled in and Ballesteros pumped his fist extravagantly and nearly squeezed the life out of his caddie, Nick de Paul, when they embraced. "I was so excited," said the Spaniard. "It was the happiest single shot of my life."

But while Ballesteros was on the 18th green making a birdie, Tom Watson was back on the 17th green in the midst of taking a bogey. Only when Watson failed to hole his second shot at the last had Ballesteros won his second Open – dressed in navy sweater and trousers and white shirt just as he had been at Royal Lytham in 1979.

It was a crushing defeat for Watson, who was trying to win his third Open in a row and tie Harry Vardon's record of six titles. Watson had been at his best with a 66 in the third round which tied young Australian Ian Baker-Finch, the surprise halfway leader. Baker-Finch found the Swilcan Burn at the first on Sunday and Ballesteros had made up a two-shot deficit when he came to the 17th.

For the first time in the week he got his par with a 6-iron and two putts, but Watson, after his drive flirted with the out-of-bounds on the right, took too much club for his second shot and went over the green with a 2-iron. Just two feet from the wall over the road, he could only dribble the ball onto the green and, with the roar from the 18th still echoing, missed the par putt.



Seve Ballesteros celebrates his win



1983 – Royal Birkdale

Date: 14-17 July 1983

Champion: Tom Watson

Total: 275

Total score relative to par: -9

Round Scores: 67 68 70 70

Total Purse: £310,000

First Prize: £40,000

Runner Up: Hale Irwin, Andy Bean

Field: 151

Cut/No. who advanced 36 holes: 146/83

Cut/No. who advanced 54 holes: 217/63

Leader each round

Round 1: Craig Stadler 64

Round 2: Craig Stadler 134

Round 3: Tom Watson 205


Low score for each round

Round 1: 64 Craig Stadler

Round 2: 66 Lee Trevino, Denis Durnian, Ray Floyd, Terry Gale

Round 3: 66 Gary Koch

Final Round: 64 Graham Marsh



POS	PLAYER	COUNTRY	R1	R2	R3	R4	TOTAL
1	Tom Watson	USA	67	68	70	70	275
2	Andy Bean	USA	70	69	70	67	276
2	Hale Irwin	USA	69	68	72	67	276
4	Graham Marsh	Australia	69	70	74	64	277
5	Lee Trevino	USA	69	66	73	70	278
6	Seve Ballesteros	Spain	71	71	69	68	279
6	Harold Henning	South Africa	71	69	70	69	279
8	Denis Durnian	England	73	66	74	67	280
8	Nick Faldo	England	68	68	71	73	280
8	Christy O'Connor Jr	Rep. of Ire.	72	69	71	68	280
8	Bill Rogers	USA	67	71	73	69	280
12	Peter Jacobsen	USA	72	69	70	70	281
12	Craig Stadler	USA	64	70	72	75	281
14	Ray Floyd	USA	72	66	69	75	282
14	David Graham	Australia	71	69	67	75	282
14	Gary Koch	USA	75	71	66	70	282
14	Mike Sullivan	USA	72	68	74	68	282
14	Fuzzy Zoeller	USA	71	71	67	73	282
19	Tienie Britz	South Africa	71	74	69	69	283
19	Bernard Gallacher	Scotland	72	71	70	70	283
19	Hubert Green	USA	69	74	72	68	283
19	Jay Haas	USA	73	72	68	70	283
19	Simon Hobday	Zimbabwe	70	73	70	70	283
19	Greg Norman	Australia	75	71	70	67	283
19	Brian Waites	England	70	70	73	70	283
26	Howard Clark	England	71	72	69	72	284
26	Eamonn Darcy	Rep. of Ire.	69	72	74	69	284
26	Rodger Davis	Australia	70	71	70	73	284
29	Terry Gale	Australia	72	66	72	75	285
29	Mark James	England	70	70	74	71	285
29	Tom Kite	USA	71	72	72	70	285
29	Chien-Soon Lu	Taiwan	71	72	74	68	285
29	Michael McCullough	USA	74	69	72	70	285
29	Tohru Nakamura	Japan	73	69	72	71	285
29	Jack Nicklaus	USA	71	72	72	70	285
29	Curtis Strange	USA	74	68	70	73	285
29	Hal Sutton	USA	68	71	75	71	285
29	Lanny Wadkins	USA	72	73	72	68	285
39	Kikuo Arai	Japan	74	67	75	70	286
39	Ian Collins	UK	70	75	68	73	286
39	Vicente Fernandez	Argentina	70	72	72	72	286
39	Bob Gilder	USA	70	76	70	70	286
39	Tony Jacklin	England	71	75	71	69	286
39	Chris Moody	UK	74	69	70	73	286
45	Graham Burroughs	England	71	74	71	71	287
45	Masahiro Kuramoto	Japan	70	74	73	70	287
45	Mark McNulty	Zimbabwe	72	69	68	78	287
45	Manuel Pinero	Spain	74	72	71	70	287
45	Tim Simpson	USA	73	69	72	73	287
45	Vaughan Somers	Australia	68	75	71	73	287
45	Clive Tucker	UK	73	71	73	70	287

POS	PLAYER	COUNTRY	R1	R2	R3	R4	TOTAL
45	Tom Weiskopf	USA	73	73	69	72	287
53	Bobby Clampett	USA	74	72	71	71	288
53	Larry Nelson	USA	70	73	73	72	288
53	Sam Torrance	Scotland	68	73	74	73	288
56	Mark Johnson	UK	70	72	71	76	289
56	Bernhard Langer	Germany	67	72	76	74	289
56	Arnold Palmer	USA	72	74	68	75	289
59	Manuel Calero	Spain	70	75	69	76	290
59	John O'Leary	Rep. of Ire.	74	68	69	79	290
61	Ronan Rafferty	N. Ireland	75	67	73	76	291
62	Mike Ingham	UK	71	73	70	78	292
63	Yu-Shu Hsieh	Taiwan	71	72	74	78	295
64	Manuel Ballesteros	Spain	73	72	73	-	-
64	Manuel Garcia	Spain	71	74	73	-	-
64	Paul Hoad	UK	73	70	75	-	-
64	Sandy Lyle	Scotland	73	71	74	-	-
64	Massimo Mannelli	Italy	75	70	73	-	-
69	John Bland	South Africa	72	71	76	-	-
69	Neil Coles	England	73	72	74	-	-
69	Mike Ferguson	Australia	68	76	75	-	-
69	Peter Fowler	Australia	73	72	74	-	-
69	Ian Mosey	England	73	72	74	-	-
74	Hugh Baiocchi	South Africa	72	72	76	-	-
74	Paul Carrigill	UK	71	75	74	-	-
74	Wayne Grady	Australia	71	73	76	-	-
74	Warren Humphreys	England	74	71	75	-	-
78	Manuel Montes	Spain	73	72	76	-	-
78	Paul Way	England	72	71	78	-	-
80	Craig DeFoy	UK	73	73	76	-	-
81	Gordon J. Brand	England	75	71	77	-	-
81	David Dunk	UK	69	77	77	-	-
83	David Thorp	UK	75	71	80	-	-
84	Juan Anglada	Spain	75	72	-	-	-
84	Richard Boxall	England	74	73	-	-	-
84	Gordon Brand Jr	Scotland	74	73	-	-	-
84	Peter Cowen	England	75	72	-	-	-
84	David Frost	South Africa	73	74	-	-	-
84	Antonio Garrido	Spain	70	77	-	-	-
84	Tony Johnstone	Zimbabwe	74	73	-	-	-
84	Philip Parkin (A)	Wales	69	78	-	-	-
84	Gary Player	South Africa	76	71	-	-	-
84	Eddie Pollard	UK	75	72	-	-	-
94	Ben Brown	Scotland	74	74	-	-	-
94	Carl Mason	England	73	75	-	-	-
94	Peter Oosterhuis	UK	75	73	-	-	-
97	Ben Crenshaw	USA	74	75	-	-	-
97	Ross Drummond	Scotland	72	77	-	-	-
97	David Gilford (A)	England	76	73	-	-	-
97	Nick Job	UK	78	71	-	-	-
97	Alan Mew	Trinidad & Tobago	75	74	-	-	-
97	Glenn Ralph	England	76	73	-	-	-

POS	PLAYER	COUNTRY	R1	R2	R3	R4	TOTAL
97	Bob Shearer	Australia	73	76	-	-	-
97	Des Smyth	Rep. of Ire.	76	73	-	-	-
97	David Vaughan	UK	76	73	-	-	-
106	Garry Cullen	UK	78	72	-	-	-
106	Pip Elson	UK	77	73	-	-	-
106	Steve Hadfield	England	72	78	-	-	-
106	Jeff Hall	England	76	74	-	-	-
106	Hedley Muscroft	UK	77	73	-	-	-
106	Nick Price	Zimbabwe	76	74	-	-	-
106	Wayne Westner	South Africa	77	73	-	-	-
106	Ian Woosnam	Wales	77	73	-	-	-
114	Charlie Bolling	USA	71	80	-	-	-
114	Jose Maria Canizares	Spain	78	73	-	-	-
114	Brian Evans	UK	73	78	-	-	-
114	Jimmy Heggarty	UK	73	78	-	-	-
118	Bob Larratt	UK	74	78	-	-	-
118	Robert McMillan	UK	75	77	-	-	-
120	Tony Charnley	England	74	79	-	-	-
120	Torsten Gideon	Germany	73	80	-	-	-
120	Jaime Gonzalez	Brazil	79	74	-	-	-
120	Malcolm Gregson	UK	77	76	-	-	-
120	Mike Miller	Scotland	70	83	-	-	-
120	Tom Purtzer	USA	77	76	-	-	-
120	David J Russell	England	74	79	-	-	-
127	Mark Moulard	Wales	74	80	-	-	-
127	Ian Palmer	South Africa	82	72	-	-	-
127	Magnus Persson	Sweden	77	77	-	-	-
127	Jonathan Plaxton (A)	UK	78	76	-	-	-
127	Martyn Thompson (A)	England	78	76	-	-	-
127	Simon Wood (A)	England	78	76	-	-	-
133	Ignacio Deleon	Mexico	81	74	-	-	-
133	Stephen Hamer (A)	England	77	78	-	-	-
133	Mike Inglis	UK	78	77	-	-	-
133	Juan Quiros	Spain	77	78	-	-	-
133	Paul Thomas (A)	Wales	81	74	-	-	-
133	Ross Whitehead	UK	78	77	-	-	-
139	Jeremy Bennett	UK	78	78	-	-	-
139	Grant Turner	UK	80	76	-	-	-
139	Keith Waters	England	79	77	-	-	-
139	Ian Young	Scotland	78	78	-	-	-
143	John Clifford	Australia	74	83	-	-	-
143	Gary Coles	UK	79	78	-	-	-
143	Nicholas Mitchell	UK	77	80	-	-	-
146	Richard Emery	UK	79	79	-	-	-
146	Ian Richardson	UK	74	84	-	-	-
148	Nathaniel Crosby (A)	USA	79	80	-	-	-
149	J.A. Butler	UK	83	81	-	-	-
150	Simon Sherratt	UK	81	85	-	-	-
151	Denis Watson	South Africa	85	Wd	-	-	-



1982 – Royal Troon

Date: 15-18 July 1982
 Champion: Tom Watson
 Total: 284
 Total score relative to par: -4
 Round Scores: 69 71 74 70
 Total Purse: £250,000
 First Prize: £32,000
 Runner Up: Peter Oosterhuis, Nick Price
 Silver Medal (amateur): Malcolm Lewis
 Field: 150
 Cut/No. who advanced 36 holes: 152/87
 Cut/No. who advanced 54 holes: 226/60

Leader each round
 Round 1: Bobby Clampett 67
 Round 2: Bobby Clampett 133
 Round 3: Bobby Clampett 211

Low score for each round
 Round 1: 67 Bobby Clampett
 Round 2: 66 Bobby Clampett, Tom Purtzer, Sandy Lyle
 Round 3: 71 Nick Faldo, Masahiro Kuramoto,
 Keith Waters, Lee Trevino
 Final Round: 67 Ray Floyd

POS	PLAYER	COUNTRY	R1	R2	R3	R4	TOTAL	POS	PLAYER	COUNTRY	R1	R2	R3	R4	TOTAL	POS	PLAYER	COUNTRY	R1	R2	R3	R4	TOTAL
1	Tom Watson	USA	69	71	74	70	284	51	Sheng-San Hsu	Taiwan	75	75	75	77	302	100	Gordon Brand Jr	Scotland	75	79	-	-	-
2	Peter Oosterhuis	UK	74	67	74	70	285	51	Mark James	England	74	73	79	76	302	100	Mike Ferguson	Australia	76	78	-	-	-
2	Nick Price	Zimbabwe	69	69	74	73	285	51	Manuel Pinero	Spain	75	75	74	78	302	100	Jaime Gonzalez	Brazil	78	76	-	-	-
4	Nick Faldo	England	73	73	71	69	286	54	Mark McNulty	Zimbabwe	76	74	76	77	303	100	Robert Jamieson	UK	74	80	-	-	-
4	Masahiro Kuramoto	Japan	71	73	71	71	286	54	Martin Poxon	England	74	70	78	81	303	100	W.S.M. Rooke	UK	76	78	-	-	-
4	Tom Purtzer	USA	76	66	75	69	286	54	Peter Townsend	UK	76	73	76	78	303	100	Ian Stanley	Australia	77	77	-	-	-
4	Des Smyth	Rep. of Ire.	70	69	74	73	286	54	Keith Waters	England	73	78	71	81	303	100	Andrew Stubbs (A)	England	74	80	-	-	-
8	Sandy Lyle	Scotland	74	66	73	74	287	58	Philip Harrison	UK	78	74	74	78	304	100	Martyn Thompson (A)	England	78	76	-	-	-
8	Fuzzy Zoeller	USA	73	71	73	70	287	59	Michael King	England	73	78	74	80	305	109	Maurice Bembridge	UK	79	76	-	-	-
10	Bobby Clampett	USA	67	66	78	77	288	60	Michael Cahill	Australia	73	76	77	80	306	109	Pip Elson	UK	79	76	-	-	-
10	Jack Nicklaus	USA	77	70	72	69	288	61	Rex Caldwell	USA	84	68	75	-	-	109	Joe Inman Jr	USA	79	76	-	-	-
12	Sam Torrance	Scotland	73	72	73	71	289	61	Peter Dawson	UK	78	73	76	-	-	109	Bruce Lietzke	USA	77	78	-	-	-
13	Seve Ballesteros	Spain	71	75	73	71	290	61	Jeff Hawkes	South Africa	79	73	75	-	-	109	J. McAlister	UK	79	76	-	-	-
13	Bernhard Langer	Germany	70	69	78	73	290	61	Warren Humphreys	England	76	75	76	-	-	109	Christy O'Connor Jr	Rep. of Ire.	76	79	-	-	-
15	Ben Crenshaw	USA	74	75	72	70	291	61	Tom Weiskopf	USA	79	73	75	-	-	109	Greg Powers	USA	77	78	-	-	-
15	Ray Floyd	USA	74	73	77	67	291	66	Chip Beck	USA	75	73	80	-	-	109	Graham Walker	UK	80	75	-	-	-
15	Curtis Strange	USA	72	73	76	70	291	66	John Bland	South Africa	80	72	76	-	-	109	John Wilkinson	UK	83	72	-	-	-
15	Denis Watson	South Africa	75	69	73	74	291	66	Paul Hoad	UK	73	79	76	-	-	118	Paul Bradley	UK	75	81	-	-	-
19	Ken Brown	Scotland	70	71	79	72	292	66	Brian Jones	Australia	81	71	76	-	-	118	Gary Broadbent (A)	UK	80	76	-	-	-
20	Isao Aoki	Japan	75	69	75	74	293	66	Tom Kite	USA	73	76	79	-	-	118	David Feherty	N. Ireland	81	75	-	-	-
20	Tohru Nakamura	Japan	77	68	77	71	293	66	Joey Rasset	USA	76	76	76	-	-	118	David Jagger	UK	75	81	-	-	-
22	Jose Maria Canizares	Spain	71	72	79	72	294	72	Hugh Baiocchi	South Africa	77	75	77	-	-	118	Mike McLean	England	81	75	-	-	-
22	Johnny Miller	USA	71	76	75	72	294	72	Jeremy Bennett	UK	74	73	82	-	-	118	Magnus Persson (A)	Sweden	83	73	-	-	-
22	Bill Rogers	USA	73	70	76	75	294	72	Antonio Garrido	Spain	75	77	77	-	-	118	Andy Rose (A)	UK	79	77	-	-	-
25	Bernard Gallacher	Scotland	75	71	74	75	295	72	Tommy Horton	England	77	73	79	-	-	118	J. Allan Thomson (A)	UK	79	77	-	-	-
25	Graham Marsh	Australia	76	76	72	71	295	72	Gil Morgan	USA	74	74	81	-	-	126	Manuel Calero	Spain	83	74	-	-	-
27	David Graham	Australia	73	70	76	77	296	72	Vaughan Somers	Australia	78	73	78	-	-	126	John Fowler	UK	76	81	-	-	-
27	Jay Haas	USA	78	72	75	71	296	78	Brian Evans	UK	77	72	81	-	-	126	Bill Pelham	USA	78	79	-	-	-
27	Greg Norman	Australia	73	75	76	72	296	78	Hubert Green	USA	76	75	79	-	-	126	David Ray (A)	England	84	73	-	-	-
27	Arnold Palmer	USA	71	73	78	74	296	78	David Matthew	UK	76	76	78	-	-	126	Ross Whitehead	UK	78	79	-	-	-
27	Lee Trevino	USA	78	72	71	75	296	81	Gordon J. Brand	England	77	75	79	-	-	131	Peter Cowen	England	83	75	-	-	-
32	Mike Miller	Scotland	74	72	78	73	297	81	Simon Owen	New Zealand	73	77	81	-	-	131	Rodger Davis	Australia	79	79	-	-	-
32	Larry Nelson	USA	77	69	77	74	297	81	Ian Woosnam	Wales	78	73	80	-	-	131	Andrew Murray	England	78	80	-	-	-
32	Mark Thomas	UK	72	74	75	76	297	84	Tony Johnstone	Zimbabwe	75	77	80	-	-	134	Howard Clark	England	79	80	-	-	-
35	Brian Barnes	Scotland	75	69	76	78	298	85	Peter Tupling	UK	75	77	81	-	-	134	Steve Martin	Scotland	81	78	-	-	-
35	Eamonn Darcy	Rep. of Ire.	75	73	78	72	298	86	Simon Bishop	England	76	75	83	-	-	136	Per Andersson (A)	Sweden	81	79	-	-	-
35	Jack Ferenz	USA	76	69	80	73	298	87	Danny Edwards	USA	71	81	86	-	-	136	Denis Durnian	England	82	78	-	-	-
35	David J Russell	England	72	72	76	78	298	88	Bob Charles	New Zealand	79	74	-	-	-	136	Hedley Muscroft	UK	81	79	-	-	-
35	Craig Stadler	USA	71	74	79	74	298	88	Steven Cipa	England	75	78	-	-	-	139	Carlo Knauss	Germany	79	82	-	-	-
35	Paul Way	England	72	75	78	73	298	88	Denny Hepler	USA	78	75	-	-	-	139	Keith Lobban	UK	81	80	-	-	-
41	Harold Henning	South Africa	74	74	76	75	299	88	Tony Jacklin	England	77	76	-	-	-	139	Ian Young (A)	Scotland	82	79	-	-	-
42	Neil Coles	England	73	73	72	82	300	88	Mark Johnson	UK	76	77	-	-	-	142	David Williams	England	81	81	-	-	-
42	Terry Gale	Australia	76	74	75	75	300	88	Brian Marchbank	Scotland	76	77	-	-	-	143	Jimmy Heggarty	UK	81	82	-	-	-
42	Malcolm Lewis (A)	UK	74	74	77	75	300	88	Carl Mason	England	78	75	-	-	-	143	Michael Higgins (A)	UK	83	80	-	-	-
42	Gary Player	South Africa	75	74	76	75	300	88	Andrew Oldcorn (A)	Scotland	79	74	-	-	-	143	Nick Job	UK	83	80	-	-	-
42	Bob Shearer	Australia	73	72	81	74	300	88	Jonathan Plaxton (A)	UK	77	76	-	-	-	143	Chris Poxon (A)	UK	80	83	-	-	-
47	Tienie Britz	South Africa	81	70	74	76	301	88	Denis Scanlan	UK	78	75	-	-	-	147	Nathaniel Crosby (A)	USA	82	84	-	-	-
47	Roger Chapman	England	75	76	74	76	301	88	Ed Sneed	USA	76	77	-	-	-	148	Garry Hay	UK	75	DQ	-	-	-
47	Bill Longmuir	Scotland	77	72	77	75	301	88	Hal Sutton	USA	80	73	-	-	-	149	John O'Leary	Rep. of Ire.	80	Wd	-	-	-
47	Brian Waites	England	75	77	73	76	301	100	Peter Berry	England	79	75	-	-	-	149	Jerry Pate	USA	81	Wd	-	-	-



1981 – Royal St George's

Date: 16-19 July 1981

Champion: **Bill Rogers**

Total: 276

Total score relative to par: -4

Round Scores: 72 66 67 71

Total Purse: £200,000

First Prize: £25,000

Runner Up: **Bernhard Langer**

Silver Medal (amateur): **Hal Sutton**

Field: 153

Cut/No. who advanced 36 holes: 150/83

Cut/No. who advanced 54 holes: 222/61

Leader each round

Round 1: **Nick Job, Vicente Fernandez 70**

Round 2: **Bill Rogers 138**

Round 3: **Bill Rogers 205**

Low score for each round

Round 1: **70 Nick Job, Vicente Fernandez**

Round 2: **65 Gordon J Brand**

Round 3: **66 Brian Jones**

Final Round: **68 Howard Clark, Mark McNulty**



POS	PLAYER	COUNTRY	R1	R2	R3	R4	TOTAL
1	Bill Rogers	USA	72	66	67	71	276
2	Bernhard Langer	Germany	73	67	70	70	280
3	Ray Floyd	USA	74	70	69	70	283
3	Mark James	England	72	70	68	73	283
5	Sam Torrance	Scotland	72	69	73	70	284
6	Bruce Lietzke	USA	76	69	71	69	285
6	Manuel Pinero	Spain	73	74	68	70	285
8	Howard Clark	England	72	76	70	68	286
8	Ben Crenshaw	USA	72	67	76	71	286
8	Brian Jones	Australia	73	76	66	71	286
11	Isao Aoki	Japan	71	73	69	74	287
11	Nick Faldo	England	77	68	69	73	287
11	Lee Trevino	USA	77	67	70	73	287
14	Brian Barnes	Scotland	76	70	70	72	288
14	Eamonn Darcy	Rep.of Ire.	79	69	70	70	288
14	David Graham	Australia	71	71	74	72	288
14	Nick Job	UK	70	69	75	74	288
14	Sandy Lyle	Scotland	73	73	71	71	288
19	Gordon J. Brand	England	78	65	74	72	289
19	Graham Marsh	Australia	75	71	72	71	289
19	Jerry Pate	USA	73	73	69	74	289
19	Peter Townsend	UK	73	70	73	73	289
23	Hubert Green	USA	75	72	74	69	290
23	Tony Jacklin	England	71	71	73	75	290
23	Mark McNulty	Zimbabwe	74	74	74	68	290
23	Jack Nicklaus	USA	83	66	71	70	290
23	Simon Owen	New Zealand	71	74	70	75	290
23	Arnold Palmer	USA	72	74	73	71	290
23	Nick Price	Zimbabwe	77	68	76	69	290
23	Tom Watson	USA	73	69	75	73	290
31	John Morgan	England	77	72	73	69	291
31	Greg Norman	Australia	72	75	72	72	291
31	Trevor Powell	UK	75	68	73	75	291
31	Des Smyth	Rep.of Ire.	77	67	73	74	291
35	Bob Charles	New Zealand	77	71	71	73	292
35	Billy Dunk	Australia	76	67	77	72	292
35	Tommy Horton	England	75	73	73	71	292
35	Masashi Ozaki	Japan	75	72	71	74	292
39	Seve Ballesteros	Spain	75	72	74	72	293
39	Neil Coles	England	74	73	73	73	293
39	Rodger Davis	Australia	74	71	74	74	293
39	Johnny Miller	USA	71	73	73	76	293
39	Florentino Molina	Argentina	78	68	74	73	293
44	Ken Brown	Scotland	74	72	74	74	294
44	Terry Gale	Australia	73	73	71	77	294
44	Ron Streck	USA	78	70	72	74	294
47	Jaime Gonzalez	Brazil	76	70	76	73	295
47	Mark O'Meara	USA	74	73	73	75	295
47	Hal Sutton (A)	USA	71	77	73	74	295
50	David Jones	N. Ireland	77	71	74	74	296
50	David Thorp	UK	76	69	74	77	296

POS	PLAYER	COUNTRY	R1	R2	R3	R4	TOTAL
50	Brian Waites	England	75	69	74	78	296
53	Garry Cullen	UK	78	70	73	76	297
53	Mike Ferguson	Australia	75	72	71	79	297
53	Eddie Pollard	UK	75	75	72	75	297
56	Warren Humphreys	England	76	71	74	77	298
56	Noel Hunt	UK	74	73	75	76	298
58	Geoff Godwin (A)	UK	75	71	72	81	299
58	John O'Leary	Rep.of Ire.	73	74	75	77	299
58	Payne Stewart	USA	73	75	74	77	299
61	Dick McClean	USA	75	73	72	83	303
62	Vicente Fernandez	Argentina	70	75	78	-	-
62	John Fowler	UK	74	73	76	-	-
62	Stephen Keppler (A)	UK	79	71	73	-	-
62	Peter Oosterhuis	UK	74	75	74	-	-
66	Gary Player	South Africa	81	68	75	-	-
67	John Bland	South Africa	75	75	75	-	-
67	Jose Maria Canizares	Spain	77	70	78	-	-
67	Duncan Evans (A)	UK	79	69	77	-	-
67	Massimo Mannelli	Italy	75	74	76	-	-
67	Martin Poxon	England	76	74	75	-	-
67	Ian Young (A)	Scotland	76	74	75	-	-
73	Tienie Britz	South Africa	73	76	77	-	-
73	Roger Chapman (A)	England	76	74	76	-	-
73	Ross Drummond	Scotland	78	72	76	-	-
73	David Jagger	UK	72	74	80	-	-
73	Noel Ratcliffe	Australia	77	70	79	-	-
73	Philip Walton (A)	Rep.of Ire.	77	73	76	-	-
79	Mark Thomas	UK	77	70	80	-	-
80	Stewart Ginn	Australia	79	71	78	-	-
81	Maurice Bembridge	UK	75	74	80	-	-
82	Philip Clark	UK	75	74	DQ	-	-
82	Jimmy Heggarty	UK	75	72	DQ	-	-
84	Bernard Gallacher	Scotland	79	72	-	-	-
84	Steve Martin	Scotland	79	72	-	-	-
84	Chris Moody	UK	75	76	-	-	-
84	Andrew Payne	UK	74	77	-	-	-
84	Craig Stadler	USA	83	68	-	-	-
84	Mike Steadman	UK	79	72	-	-	-
84	Ross Whitehead	UK	76	75	-	-	-
91	Juan Anglada	Spain	77	75	-	-	-
91	Hugh Baiocchi	South Africa	76	76	-	-	-
91	Gordon Brand Jr (A)	Scotland	77	75	-	-	-
91	Lawrence Farmer	UK	77	75	-	-	-
91	Antonio Garrido	Spain	78	74	-	-	-
91	Dale Hayes	South Africa	80	72	-	-	-
91	Robert Mitchell (A)	UK	78	74	-	-	-
91	David J Russell	England	79	73	-	-	-
91	Andrew Sherborne (A)	England	74	78	-	-	-
100	Mike Gallagher	UK	75	78	-	-	-
100	Phil Loxley	UK	77	76	-	-	-
102	Peter Barber	UK	79	75	-	-	-

POS	PLAYER	COUNTRY	R1	R2	R3	R4	TOTAL
102	Rafe Botts	USA	77	77	-	-	-
102	David Ingram	Scotland	80	74	-	-	-
102	Bobby Lincoln	South Africa	79	75	-	-	-
102	Bill McColl	Scotland	76	78	-	-	-
102	Mike Miller	Scotland	82	72	-	-	-
102	Ian Mosey	England	78	76	-	-	-
102	Philippe Ploujoux (A)	France	80	74	-	-	-
102	Paul Thomas (A)	Wales	79	75	-	-	-
102	Haruo Yasuda	Japan	75	79	-	-	-
112	David Blakeman (A)	UK	78	77	-	-	-
112	Manuel Calero	Spain	81	74	-	-	-
112	Charles Cox	UK	78	77	-	-	-
112	Harold Henning	South Africa	73	82	-	-	-
112	Carlo Knauss	Germany	79	76	-	-	-
112	Garry Logan	UK	81	74	-	-	-
112	Bill Longmuir	Scotland	78	77	-	-	-
112	Gordon Manson	UK	78	77	-	-	-
112	Tim Planchin (A)	France	76	79	-	-	-
112	Stephen Rolley	UK	80	75	-	-	-
112	R. W. Seamer (A)	UK	79	76	-	-	-
123	Paul Carrigill	UK	80	76	-	-	-
123	Andrew Chandler	England	78	78	-	-	-
123	Brian Lawson	UK	82	74	-	-	-
123	David Williams	England	82	74	-	-	-
127	Roger Fidler	UK	82	75	-	-	-
127	Stephen Ling (A)	UK	82	75	-	-	-
127	Stuart Meiklejohn	UK	81	76	-	-	-
127	Roger Stephens	Australia	77	80	-	-	-
131	Manuel Ballesteros	Spain	77	81	-	-	-
131	David M. Edwards	UK	81	77	-	-	-
131	Carl Mason	England	82	76	-	-	-
131	Tony Minshall	UK	79	79	-	-	-
131	Christopher Mitchell (A)	UK	81	77	-	-	-
131	Rae Sargent	UK	79	79	-	-	-
137	Steve Barr	UK	83	76	-	-	-
137	Paul Foley	Australia	78	81	-	-	-
137	Graeme Pook (A)	UK	78	81	-	-	-
137	Brian Thompson	UK	80	79	-	-	-
141	John Ambbridge (A)	UK	83	77	-	-	-
141	Michael King	England	84	76	-	-	-
141	Chris Phillips	UK	84	76	-	-	-
141	David Regan	UK	85	75	-	-	-
145	Grahame Cowlishaw	UK	82	79	-	-	-
146	Nick Brown	UK	85	77	-	-	-
146	Nick Brunyard	UK	81	81	-	-	-
146	John Heib (A)	UK	82	80	-	-	-
149	Andrew Griffiths	UK	86	77	-	-	-
149	Mark Lawrence (A)	UK	83	80	-	-	-
151	R. J. Hall (A)	UK	83	81	-	-	-
151	Tore Sviland (A)	Norway	86	78	-	-	-
153	Ian Lee	UK	91	81	-	-	-

1980 – Muirfield



Date: 17-20 July 1980
 Champion: **Tom Watson**
 Total: 271
 Total score relative to par: -13
 Round Scores: **68 70 64 69**
 Total Purse: **£200,000**
 First Prize: **£25,000**
 Runner Up: **Lee Trevino**
 Silver Medal (amateur): **Jay Sigel**
 Field: 151
 Cut/No. who advanced 36 holes: **149/87**
 Cut/No. who advanced 54 holes: **219/65**

Leader each round
 Round 1: **Tom Watson, Lee Trevino 68**
 Round 2: **Lee Trevino 135**
 Round 3: **Tom Watson 202**

Low score for each round
 Round 1: **68 Tom Watson, Lee Trevino**
 Round 2: **64 Horacio Carbonetti**
 Round 3: **63 Isao Aoki**
 Final Round: **69 Tom Watson, Lee Trevino, Ben Crenshaw, Jack Nicklaus, Carl Mason, Bill Rogers, Peter Oosterhuis**

POS	PLAYER	COUNTRY	R1	R2	R3	R4	TOTAL
1	Tom Watson	USA	68	70	64	69	271
2	Lee Trevino	USA	68	67	71	69	275
3	Ben Crenshaw	USA	70	70	68	69	277
4	Carl Mason	England	72	69	70	69	280
4	Jack Nicklaus	USA	73	67	71	69	280
6	Andy Bean	USA	71	69	70	72	282
6	Ken Brown	Scotland	70	68	68	76	282
6	Hubert Green	USA	77	69	64	72	282
6	Craig Stadler	USA	72	70	69	71	282
10	Gil Morgan	USA	70	70	71	72	283
10	Jack Newton	Australia	69	71	73	70	283
12	Isao Aoki	Japan	74	74	63	73	284
12	Nick Faldo	England	69	74	71	70	284
12	Sandy Lyle	Scotland	70	71	70	73	284
12	Larry Nelson	USA	72	70	71	71	284
16	John Bland	South Africa	73	70	70	72	285
16	Jerry Pate	USA	71	67	74	73	285
16	Tom Weiskopf	USA	72	72	71	70	285
19	Seve Ballesteros	Spain	72	68	72	74	286
19	Bruce Lietzke	USA	74	69	73	70	286
19	Bill Rogers	USA	76	73	68	69	286
19	Norio Suzuki	Japan	74	68	72	72	286
23	Garry Cullen	UK	72	72	69	74	287
23	Bill McColl	Scotland	75	73	68	71	287
23	Mark McNulty	Zimbabwe	71	73	72	71	287
23	Peter Oosterhuis	UK	72	71	75	69	287
27	Tom Kite	USA	72	72	74	70	288
27	Nick Price	Zimbabwe	72	71	71	74	288
29	Hugh Baiocchi	South Africa	76	67	69	77	289
29	Neil Coles	England	75	69	69	76	289
29	David Graham	Australia	73	71	68	77	289
32	Howard Clark	England	72	70	70	78	290
32	Mark Hayes	USA	70	73	76	71	290
32	Tommy Horton	England	76	71	71	72	290
32	Tommy Jacklin	England	72	74	71	73	290
32	John Mahaffey	USA	77	71	69	73	290
32	Brian Waites	England	75	72	69	74	290
38	Bill Brask	USA	74	71	71	75	291
38	Rodger Davis	Australia	74	70	73	74	291
38	Stewart Ginn	Australia	77	70	70	74	291
38	Dale Hayes	South Africa	71	70	74	76	291
38	Tohru Nakamura	Japan	76	72	69	74	291
38	Jay Sigel (A)	USA	72	72	74	73	291
38	Sam Torrance	Scotland	74	71	73	73	291
45	Wally Armstrong	USA	77	72	70	73	292
45	Eamonn Darcy	Rep. of Ire.	75	68	73	76	292
45	Vicente Fernandez	Argentina	69	76	71	76	292
45	Mark James	England	69	72	75	76	292
45	Graham Marsh	Australia	73	72	72	75	292
45	Andy North	USA	75	72	72	73	292
51	Derrick Cooper	UK	71	70	75	77	293

POS	PLAYER	COUNTRY	R1	R2	R3	R4	TOTAL
51	Antonio Garrido	Spain	74	71	73	75	293
51	Bob Gilder	USA	75	71	72	75	293
51	Harold Henning	South Africa	77	71	69	76	293
51	Simon Hobday	Zimbabwe	76	71	71	75	293
51	Bernhard Langer	Germany	73	72	72	76	293
51	Bob Shearer	Australia	76	71	70	76	293
58	Brian Barnes	Scotland	73	72	71	78	294
58	Manuel Pinero	Spain	72	72	75	75	294
60	Bob Charles	New Zealand	75	71	73	76	295
60	David Jagger	UK	72	77	69	77	295
60	Masashi Ozaki	Japan	73	68	73	81	295
63	Peter Tupting	UK	76	70	73	77	296
64	Simon Owen	New Zealand	72	73	72	80	297
65	Don Bies	USA	73	74	72	79	298
66	Maurice Bembridge	UK	75	74	71	-	-
66	Horacio Carbonetti	Argentina	78	64	78	-	-
66	Renton Doig	UK	72	73	75	-	-
66	Terry Gale	Australia	76	72	72	-	-
66	Brian Marchbank	Scotland	77	71	72	-	-
66	Johnny Miller	USA	77	70	73	-	-
66	Orville Moody	USA	73	72	75	-	-
66	Gary Player	South Africa	77	71	72	-	-
74	John Benda	USA	76	72	73	-	-
74	Mike Ferguson	Australia	78	70	73	-	-
74	John O'Leary	Rep. of Ire.	76	72	73	-	-
77	Angel Gallardo	Spain	77	72	73	-	-
77	Des Smyth	Rep. of Ire.	74	73	75	-	-
77	Denis Watson	South Africa	80	67	75	-	-
80	Manuel Calero	Spain	76	73	74	-	-
80	Tony Charnley	England	76	73	74	-	-
80	Stuart Meiklejohn	UK	77	70	76	-	-
80	Yoshiharu Takai	Japan	72	77	74	-	-
80	Brian Thompson	UK	76	71	76	-	-
85	Greg Norman	Australia	74	74	76	-	-
86	Kurt Cox	USA	77	71	77	-	-
86	Glenn Ralph	England	69	79	77	-	-
88	John Cook	USA	75	75	-	-	-
88	Jim Farmer	Scotland	76	74	-	-	-
88	Bernard Gallacher	Scotland	78	72	-	-	-
88	Lon Hinkle	USA	81	69	-	-	-
88	David Jones	N. Ireland	75	75	-	-	-
88	Arnold Palmer	USA	76	74	-	-	-
88	Peter Townsend	UK	77	73	-	-	-
95	Jose Maria Canizares	Spain	76	75	-	-	-
95	Dennis Clark	New Zealand	78	73	-	-	-
95	Roger Fidler	UK	75	76	-	-	-
95	Noel Hunt	UK	76	75	-	-	-
95	Gavin Levenson	South Africa	79	72	-	-	-
95	Steve Martin	Scotland	76	75	-	-	-
95	Ian Mosey	England	75	76	-	-	-
95	Christy O'Connor Jr	Rep. of Ire.	73	78	-	-	-

POS	PLAYER	COUNTRY	R1	R2	R3	R4	TOTAL
95	Ronan Rafferty (A)	N. Ireland	75	76	-	-	-
104	Roberto Bernardini	Italy	78	74	-	-	-
104	Malcolm Gregson	UK	79	73	-	-	-
104	Michael King	England	74	78	-	-	-
104	Bill Lockie	UK	74	78	-	-	-
104	Bill Longmuir	Scotland	73	79	-	-	-
104	Mike McLean (A)	England	76	76	-	-	-
104	Nicholas Mitchell (A)	UK	77	75	-	-	-
104	David Vaughan	UK	79	73	-	-	-
104	Bobby Verwey	South Africa	77	75	-	-	-
104	Curtis Worley	USA	75	77	-	-	-
104	Fuzzy Zoeller	USA	79	73	-	-	-
115	Duncan Evans (A)	UK	79	74	-	-	-
115	John Garner	England	81	72	-	-	-
115	David Ingram	Scotland	76	77	-	-	-
115	Geoff Tickell	UK	77	76	-	-	-
119	Mya Aye	Myanmar	80	74	-	-	-
119	Nick Brunyard	UK	77	77	-	-	-
119	George Burns III	USA	76	78	-	-	-
119	Bob Byman	USA	74	80	-	-	-
119	Niall Cameron	UK	78	76	-	-	-
119	David Creamer	UK	76	78	-	-	-
119	Baldovino Dassu	Italy	80	74	-	-	-
119	David Dunk	UK	76	78	-	-	-
119	Paul Gallagher (A)	UK	77	77	-	-	-
119	Ian Richardson	UK	78	76	-	-	-
119	Stephen Rolley	UK	80	74	-	-	-
119	Paul Way (A)	England	80	74	-	-	-
131	Richard Boxall (A)	England	76	79	-	-	-
131	Tertius Claassens	South Africa	79	76	-	-	-
131	Kim Dabson	Wales	79	76	-	-	-
131	Ross Drummond	Scotland	80	75	-	-	-
131	Peter McEvoy (A)	England	77	78	-	-	-
136	Jose Cabo	Spain	80	76	-	-	-
136	Peter Deeble (A)	UK	79	77	-	-	-
136	Bill Pelham	USA	79	77	-	-	-
136	David Robertson	UK	78	78	-	-	-
140	Martin Poxon	England	79	78	-	-	-
140	David Regan	UK	80	77	-	-	-
140	Alistair Thomson	UK	83	74	-	-	-
143	Yasuhiko Funatogawa	Japan	87	71	-	-	-
144	R. McCathie (A)	UK	83	76	-	-	-
144	Mike Nutter	UK	79	80	-	-	-
146	Terry Le Brocq	UK	79	81	-	-	-
146	George McKay	UK	80	80	-	-	-
146	Armando Saavedra	Argentina	77	83	-	-	-
149	Garry Hay (A)	UK	80	81	-	-	-
150	German Garrido	Spain	80	83	-	-	-
151	Danny Goodman	USA	86	82	-	-	-



1979 – Royal Lytham & St Annes

Date: 18-21 July 1979

Champion: **Seve Ballesteros**

Total: **283**

Total score relative to par: **-1**

Round Scores: **73 65 75 70**

Total Purse: **£155,000**

First Prize: **£15,000**

Runner Up: **Ben Crenshaw,**

Jack Nicklaus

Silver Medal (amateur): **Peter McEvoy**

Field: **152**

Cut/No. who advanced 36 holes: **152/82**

Cut/No. who advanced 54 holes: **227/61**

Leader each round

Round 1: **Bill Longmuir 65**

Round 2: **Hale Irwin 136**

Round 3: **Hale Irwin 211**

Low score for each round

Round 1: **65 Bill Longmuir**

Round 2: **65 Seve Ballesteros**

Round 3: **67 Tsuneyuki Nakamura**

Final Round: **68 Simon Owen**



POS	PLAYER	COUNTRY	R1	R2	R3	R4	TOTAL
1	Seve Ballesteros	Spain	73	65	75	70	283
2	Ben Crenshaw	USA	72	71	72	71	286
2	Jack Nicklaus	USA	72	69	73	72	286
4	Mark James	England	76	69	69	73	287
5	Rodger Davis	Australia	75	70	70	73	288
6	Hale Irwin	USA	68	68	75	78	289
7	Isao Aoki	Japan	70	74	72	75	291
7	Bob Byman	USA	73	70	72	76	291
7	Graham Marsh	Australia	74	68	75	74	291
10	Bob Charles	New Zealand	78	72	70	72	292
10	Greg Norman	Australia	73	71	72	76	292
10	Masashi Ozaki	Japan	75	69	75	73	292
13	Wally Armstrong	USA	74	74	73	72	293
13	Terry Gale	Australia	71	74	75	73	293
13	John O'Leary	Rep. of Ire.	73	73	74	73	293
13	Simon Owen	New Zealand	75	76	74	68	293
17	Peter McEvoy (A)	England	71	74	72	77	294
17	Lee Trevino	USA	71	73	74	76	294
19	Ken Brown	Scotland	72	71	75	77	295
19	Nick Faldo	England	74	74	78	69	295
19	Sandy Lyle	Scotland	74	76	75	70	295
19	Orville Moody	USA	71	74	76	74	295
19	Gary Player	South Africa	77	74	69	75	295
24	Tony Jacklin	England	73	74	76	73	296
24	Tohru Nakamura	Japan	77	75	67	77	296
26	Jerry Pate	USA	69	74	76	78	297
26	Ed Sneed	USA	76	75	70	76	297
26	Peter Thomson	Australia	76	75	72	74	297
26	Tom Watson	USA	72	68	76	81	297
30	Mark Hayes	USA	75	75	77	71	298
30	Simon Hobday	Zimbabwe	75	77	71	75	298
30	Tom Kite	USA	73	74	77	74	298
30	Bill Longmuir	Scotland	65	74	77	82	298
30	Armando Saavedra	Argentina	76	76	73	73	298
30	Bobby Verwey	South Africa	75	77	74	72	298
36	Peter Cowen	England	79	72	72	76	299
36	Lee Elder	USA	75	72	76	76	299
36	Ray Floyd	USA	76	73	71	79	299
36	Michael King	England	75	70	73	81	299
36	Christy O'Connor Jr	Rep. of Ire.	79	73	71	76	299
41	Hugh Baiocchi	South Africa	72	73	78	77	300
41	Dennis Clark	New Zealand	72	69	76	83	300
41	Martin Foster	UK	77	75	74	74	300
41	Hubert Green	USA	77	71	73	79	300
41	Peter Oosterhuis	UK	75	74	73	78	300
41	Noel Ratcliffe	Australia	79	73	72	76	300
41	John Schroeder	USA	74	75	72	79	300
41	Philippe Toussaint	Belgium	76	75	74	75	300
41	Denis Watson	South Africa	75	70	76	79	300
50	Brian Barnes	Scotland	78	71	77	75	301
50	Garry Cullen	UK	72	74	77	78	301

POS	PLAYER	COUNTRY	R1	R2	R3	R4	TOTAL
50	Carl Mason	England	77	72	76	76	301
50	DeWitt Weaver	USA	73	71	80	77	301
54	Geoff Parslow	Australia	75	75	76	76	302
54	Ian Richardson	UK	75	73	77	77	302
54	Kosaku Shimada	Japan	75	74	75	78	302
57	Johnny Miller	USA	77	73	77	76	303
57	Jack Newton	Australia	76	73	78	76	303
57	Guy Wolstenholme	UK	77	75	71	80	303
57	Yoshitaka Yamamoto	Japan	76	74	77	76	303
61	Robin Fyfe	UK	74	73	79	81	307
62	Gordon J. Brand	England	75	77	76	-	-
62	Peter Dawson	UK	76	74	78	-	-
62	John Hay	UK	75	77	76	-	-
62	Ewen Murray	Scotland	77	75	76	-	-
62	Peter Senior	Australia	75	76	77	-	-
67	John Bland	South Africa	77	75	77	-	-
67	Kim Dabson	Wales	78	73	78	-	-
67	Guy Hunt	UK	74	78	77	-	-
67	Brian Jones	Australia	76	74	79	-	-
67	Gil Morgan	USA	76	76	77	-	-
67	Fuzzy Zoeller	USA	78	72	79	-	-
73	Manuel Ballesteros	Spain	74	76	80	-	-
73	Joe Higgins	UK	77	75	78	-	-
73	Tommy Horton	England	76	75	79	-	-
73	David Ingram	Scotland	74	77	79	-	-
77	Juan Anglada	Spain	73	76	82	-	-
77	Peter Butler	UK	74	78	79	-	-
79	Wayne Player (A)	South Africa	75	75	82	-	-
79	David Thorp	UK	74	74	84	-	-
81	Michael Cahill	Australia	73	75	85	-	-
81	David Feherty	N. Ireland	76	75	82	-	-
83	Dale Hayes	South Africa	76	77	-	-	-
83	Lon Hinkle	USA	75	78	-	-	-
83	Willie Milne	UK	81	72	-	-	-
83	Ian Mosey	England	75	78	-	-	-
83	Sam Torrance	Scotland	75	78	-	-	-
88	Tony Charnley	England	76	78	-	-	-
88	Vicente Fernandez	Argentina	75	79	-	-	-
88	Malcolm Gregson	UK	76	78	-	-	-
88	Warren Humphreys	England	80	74	-	-	-
88	David Jones	N. Ireland	78	76	-	-	-
88	Robin Mann	England	79	75	-	-	-
88	Tsuneyuki Nakajima	Japan	79	75	-	-	-
88	Bob Shearer	Australia	80	74	-	-	-
88	Tom Weiskopf	USA	79	75	-	-	-
97	Eamonn Darcy	Rep. of Ire.	83	72	-	-	-
97	Bernard Gallacher	Scotland	77	78	-	-	-
97	Brian Huggett	UK	79	76	-	-	-
97	Jim Rhodes	UK	78	77	-	-	-
97	David Watkinson	UK	79	76	-	-	-
102	Marc Farry	France	77	79	-	-	-

POS	PLAYER	COUNTRY	R1	R2	R3	R4	TOTAL
102	Antonio Garrido	Spain	80	76	-	-	-
102	Wayne Grady	Australia	75	81	-	-	-
102	Gary Hallberg (A)	USA	78	78	-	-	-
102	David Jagger	UK	78	78	-	-	-
102	Gavin Levenson	South Africa	80	76	-	-	-
102	Jimmy Martin	UK	78	78	-	-	-
102	Andy North	USA	82	74	-	-	-
102	Manuel Pinero	Spain	77	79	-	-	-
111	Denis Durnian	England	76	81	-	-	-
111	John Fowler	UK	80	77	-	-	-
111	Paul Hoad (A)	UK	77	80	-	-	-
111	Hsi Chuen Lu	Taiwan	78	79	-	-	-
111	Tom Melville	UK	78	79	-	-	-
111	John Morgan	England	77	80	-	-	-
111	Adan Sowa	Argentina	80	77	-	-	-
111	Peter Tupling	UK	79	78	-	-	-
119	Peter Barber	UK	78	80	-	-	-
119	Maurice Bembridge	UK	83	75	-	-	-
119	Mike Ferguson	Australia	78	80	-	-	-
119	Osamu Hatano	Japan	79	79	-	-	-
119	Terry Healy	UK	82	76	-	-	-
119	Alan Mew	Trinidad & Tobago	77	81	-	-	-
119	David Regan	UK	81	77	-	-	-
119	Brian Waites	England	76	82	-	-	-
119	Jyoji Yokoi	Japan	76	82	-	-	-
128	Jeremy Bennett (A)	UK	80	79	-	-	-
128	Howard Clark	England	83	76	-	-	-
128	Nick Job	UK	82	77	-	-	-
128	Tony Minshall	UK	79	80	-	-	-
132	Roger Fidler	UK	80	80	-	-	-
132	Peter Mitchell	England	83	77	-	-	-
132	Scott Myers (A)	USA	85	75	-	-	-
132	Stephen Rolley	UK	80	80	-	-	-
136	Roberto de Vincenzo	Argentina	79	82	-	-	-
136	Peter Highmoor	UK	85	76	-	-	-
136	Mike Krantz	USA	83	78	-	-	-
139	John Benda	USA	82	80	-	-	-
139	James Edman	USA	80	82	-	-	-
139	R.W. Guy (A)	UK	80	82	-	-	-
139	Philip Harrison	UK	82	80	-	-	-
139	Garry Harvey	UK	82	80	-	-	-
139	Steven Laws	UK	82	80	-	-	-
139	Bill Murray	UK	80	82	-	-	-
146	Andrew Bownes	UK	82	81	-	-	-
146	David J Russell	England	81	82	-	-	-
148	Philip Morley	UK	83	82	-	-	-
148	David Whelan (A)	UK	86	79	-	-	-
150	Ron Wood	Australia	83	84	-	-	-
151	Battista Maestroni	Italy	87	90	-	-	-
152	Neil Coles	England	Scr	-	-	-	-





1978 – St Andrews

Date: 12-15 July 1978

Champion: **Jack Nicklaus**

Total: **281**

Total score relative to par: **-7**

Round Scores: **71 72 69 69**

Total Purse: **£125,000**

First Prize: **£12,500**

Runner Up: **Ben Crenshaw, Ray Floyd,**

Tom Kite, Simon Owen

Silver Medal (amateur): **Peter McEvoy**

Field: **155**

Cut/No. who advanced 36 holes: **148/80**

Cut/No. who advanced 54 holes: **222/64**

Leader each round

Round 1: **Isao Aoki 68**

Round 2: **Isao Aoki, Seve Ballesteros, Ben Crenshaw 139**

Round 3: **Peter Oosterhuis, Tom Watson 211**

Low score for each round

Round 1: **68 Isao Aoki**

Round 2: **67 Garry Cullen**

Round 3: **67 Simon Owen, Hubert Green**

Final Round: **67 Mark Hayes**



POS	PLAYER	COUNTRY	R1	R2	R3	R4	TOTAL
1	Jack Nicklaus	USA	71	72	69	69	281
2	Ben Crenshaw	USA	70	69	73	71	283
2	Ray Floyd	USA	69	75	71	68	283
2	Tom Kite	USA	72	69	72	70	283
2	Simon Owen	New Zealand	70	75	67	71	283
6	Peter Oosterhuis	UK	72	70	69	73	284
7	Isao Aoki	Japan	68	71	73	73	285
7	Nick Faldo	England	71	72	70	72	285
7	John Schroeder	USA	74	69	70	72	285
7	Bob Shearer	Australia	71	69	74	71	285
11	Michael Cahill	Australia	71	72	75	68	286
11	Dale Hayes	South Africa	74	70	71	71	286
11	Orville Moody	USA	73	69	74	70	286
14	Mark Hayes	USA	70	75	75	67	287
14	Masashi Ozaki	Japan	72	69	75	71	287
14	Tom Watson	USA	73	68	70	76	287
17	Seve Ballesteros	Spain	69	70	76	73	288
17	Bob Byman	USA	72	69	74	73	288
17	Guy Hunt	UK	71	73	71	73	288
17	Tsuneyuki Nakajima	Japan	70	71	76	71	288
17	Tom Weiskopf	USA	69	72	72	75	288
22	Bernard Gallacher	Scotland	72	71	76	70	289
22	Nick Job	UK	73	75	68	73	289
24	Antonio Garrido	Spain	73	71	76	70	290
24	Hale Irwin	USA	75	71	76	68	290
24	Carl Mason	England	70	74	72	74	290
24	Jack Newton	Australia	69	76	71	74	290
24	Peter Thomson	Australia	72	70	72	76	290
29	Tienie Britz	South Africa	73	74	72	72	291
29	Hubert Green	USA	78	70	67	76	291
29	John Morgan	England	74	68	77	72	291
29	Greg Norman	Australia	72	73	74	72	291
29	Lee Trevino	USA	75	72	73	71	291
34	Brian Barnes	Scotland	71	74	75	72	292
34	Ken Brown	Scotland	73	72	71	76	292
34	Garry Cullen	UK	73	67	79	73	292
34	Arnold Palmer	USA	71	71	75	75	292
34	Gary Player	South Africa	74	71	76	71	292
39	David Graham	Australia	73	74	70	76	293
39	Mike Krantz	USA	75	72	75	71	293
39	Peter McEvoy (A)	England	71	74	76	72	293
39	Nick Price	Zimbabwe	74	73	74	72	293
39	Guy Wolstenholme	UK	73	74	71	75	293
44	Francisco Abreu	Spain	73	73	76	72	294
44	Manuel Ballesteros	Spain	73	71	74	76	294
44	Howard Clark	England	70	75	73	76	294
44	Mike Miller (A)	Scotland	70	74	74	76	294
48	Andy Bean	USA	72	76	72	75	295
48	Allan Brodie (A)	UK	73	72	75	75	295
48	Bob Charles	New Zealand	73	70	79	73	295
48	Neil Coles	England	71	73	73	78	295
52	John Bland	South Africa	72	73	77	74	296

POS	PLAYER	COUNTRY	R1	R2	R3	R4	TOTAL
52	Rodger Davis	Australia	73	72	73	78	296
52	David Good	Australia	75	73	74	74	296
52	Simon Hobday	Zimbabwe	73	71	77	75	296
52	Bill Longmuir	Scotland	75	71	75	75	296
52	Vaughan Somers	Australia	72	72	76	76	296
52	Rocky Thompson	USA	73	73	76	74	296
59	Peter Butler	UK	71	74	75	77	297
60	Geoff Godwin (A)	UK	74	73	75	76	298
60	Bob Wynn	UK	73	72	76	77	298
62	Ewen Dawson	UK	75	72	75	77	299
63	Ewan Murray	Scotland	76	70	76	78	300
64	Jerry Pate	USA	76	72	74	Wd	
65	Baldovino Dassu	Italy	71	77	75	-	
65	Denis Durnian	England	73	74	76	-	
65	Brian Huggett	UK	71	77	75	-	
65	Noel Hunt	UK	73	74	76	-	
65	Florentino Molina	Argentina	76	72	75	-	
65	Manuel Pinero	Spain	72	72	79	-	
65	Martin Poxon	England	75	71	77	-	
65	Noel Ratcliffe	Australia	72	72	79	-	
73	George Burns III	USA	73	71	80	-	
73	Mark James	England	74	74	76	-	
73	Doug McClelland	UK	76	71	77	-	
73	Sam Torrance	Scotland	71	75	78	-	
77	Hugh Baiocchi	South Africa	73	75	77	-	
77	Vince Baker	South Africa	73	75	77	-	
77	David Jones	N. Ireland	72	72	81	-	
80	David Dunk	UK	74	72	80	-	
81	Eamonn Darcy	Rep. of Ire.	78	71	-	-	
81	Craig DeFoy	UK	76	73	-	-	
81	Terry Healy	UK	74	75	-	-	
81	Liam Higgins	Rep. of Ire.	75	74	-	-	
81	Tony Jacklin	England	75	74	-	-	
81	Silvano Locatelli	Italy	76	73	-	-	
81	Paddy Skerritt	Rep. of Ire.	74	75	-	-	
81	Peter Townsend	UK	73	76	-	-	
81	Peter Tupling	UK	76	73	-	-	
81	Lanny Wadkins	USA	76	73	-	-	
91	Roberto de Vicenzo	Argentina	72	78	-	-	
91	A.L. Evangelista	Brazil	74	76	-	-	
91	Jim Farmer	Scotland	76	74	-	-	
91	John Fourie	South Africa	77	73	-	-	
91	Paul Gallagher (A)	UK	75	75	-	-	
91	Malcolm Gregson	UK	77	73	-	-	
91	Vince Hood	UK	73	77	-	-	
91	Masahiro Kuramoto (A)	Japan	72	78	-	-	
91	Bill Lockie	UK	79	71	-	-	
91	Sandy Lyle	Scotland	72	78	-	-	
91	Graham Marsh	Australia	73	77	-	-	
91	Johnny Miller	USA	73	77	-	-	
91	Christy O'Connor Jr	Rep. of Ire.	76	74	-	-	
91	Ed Sneed	USA	75	75	-	-	

POS	PLAYER	COUNTRY	R1	R2	R3	R4	TOTAL
91	Ian Stanley	Australia	73	77	-	-	
106	Peter Cowen	England	76	75	-	-	
106	Pip Elson	UK	78	73	-	-	
106	Robin Fyfe	UK	75	76	-	-	
106	Tim Giles	UK	75	76	-	-	
106	David Jagger	UK	76	75	-	-	
106	Bernhard Langer	Germany	78	73	-	-	
106	Clive Tucker	UK	76	75	-	-	
113	Butch Baird	USA	78	74	-	-	
113	Richard Emery	UK	78	74	-	-	
113	Angel Gallardo	Spain	74	78	-	-	
113	Robert Jamieson	UK	75	77	-	-	
113	Joe Jimenez	USA	77	75	-	-	
113	Bill Kratzert	USA	76	76	-	-	
113	Malcolm Lewis (A)	UK	74	78	-	-	
113	Gunnar Mueller	Sweden	77	75	-	-	
113	Carlos Ordonez	Argentina	75	77	-	-	
113	Deray Simon	USA	75	77	-	-	
113	David Vaughan	UK	74	78	-	-	
124	Michael King	England	81	72	-	-	
124	Jeff Thomsen	USA	76	77	-	-	
124	Alastair J Webster (A)	UK	81	72	-	-	
127	Clive Bonner	UK	74	80	-	-	
127	Graham Cowley	UK	77	77	-	-	
127	Hugh Horton	England	79	75	-	-	
127	John Powell	UK	78	76	-	-	
127	David Robertson	UK	75	79	-	-	
127	Chris Tickner	Australia	77	77	-	-	
133	Peter Berry	England	79	76	-	-	
133	Peter Hedges (A)	UK	75	80	-	-	
133	Mike Ingham	UK	75	80	-	-	
133	Tom Melville	UK	75	80	-	-	
137	D. Brownlee	USA	80	76	-	-	
137	Adan Sowa	Argentina	79	77	-	-	
137	Roddy Watkins	UK	78	78	-	-	
137	Peter Wilcock	UK	77	79	-	-	
141	Andrew Chandler	England	80	77	-	-	
141	Stewart Ginn	Australia	77	80	-	-	
141	Bill Reid	UK	82	75	-	-	
141	Teruo Sugihara	Japan	84	73	-	-	
145	Richard Fish (A)	UK	78	80	-	-	
145	Colin McLachlan (A)	UK	78	80	-	-	
145	David J Russell	England	82	76	-	-	
145	Grant Turner (A)	UK	77	81	-	-	
149	George Leven	France	79	80	-	-	
149	Kel Nagle	Australia	76	83	-	-	
151	Massimo Manelli	Italy	82	78	-	-	
151	Antonio Trillini	Italy	80	80	-	-	
151	Keith Walters (A)	UK	79	81	-	-	
154	Johnny Johnson	UK	81	82	-	-	
154	Bobby Locke	South Africa	83	80	-	-	

Nicklaus claims his second title at the Home of Golf

Just to add to his lengthy list of accomplishments, Jack Nicklaus became the first player in the modern era to win two Opens at St Andrews, and the fourth in all after Bob Martin, JH Taylor and James Braid. His third Open title, and 15th Major, came a year after his “Duel in the Sun” with Tom Watson at Turnberry and it was the defending Champion who led, alongside Peter Oosterhuis, with a round to play.

Following a switch in the wind, so that it was against going out and behind coming home for the final round, Watson surprisingly slipped

out of contention with a 76 and Oosterhuis had a 73. Instead, The Open seemed to be between Nicklaus and Simon Owen, both of whom had started one behind. Owen was a tall New Zealander who had pre-qualified but with three birdies around the “Loop” and two more at the 14th and the 15th, where he chipped in, he became an unlikely new leader.

But at the 16th there was a two-shot swing in favour of Nicklaus and Owen had a second bogey in a row when he went onto the road over the green at the 17th. Nicklaus made three birdies in his closing 69 but, crucially, he did not drop a stroke and won on a total of

281 by two from Owen, Ben Crenshaw and Tom Kite.

Isao Aoki had been among the leaders for the first two days and fellow Japanese player Tommy Nakajima had a putt at the 17th to tie the lead in the third round only to putt into the Road Hole Bunker. After four strokes to escape, he took a 9 and the treacherous bunker became known as the “Sands of Nakajima”. So popular was this Championship that the attendance record was broken by the end of the third day.



Jack Nicklaus with the Claret Jug



1977 – Turnberry

Date: 6-9 July 1977

Champion: **Tom Watson**

Total: 268

Total score relative to par: -12

Round Scores: 68 70 65 65

Total Purse: £100,000

First Prize: £10,000

Runner Up: **Jack Nicklaus**

Field: 156

Cut/No. who advanced 36 holes: 150/87

Cut/No. who advanced 54 holes: 221/64

Leader each round

Round 1: **John Schroeder 66**

Round 2: **Roger Maltbie 137**

Round 3: **Jack Nicklaus, Tom Watson 203**

Low score for each round


Round 1: **66 John Schroeder**

Round 2: **63 Mark Hayes**

Round 3: **65 Tom Watson, Jack Nicklaus,**

Tommy Horton

Final Round: **65 Tom Watson**



POS	PLAYER	COUNTRY	R1	R2	R3	R4	TOTAL
1	Tom Watson	USA	68	70	65	65	268
2	Jack Nicklaus	USA	68	70	65	66	269
3	Hubert Green	USA	72	66	74	67	279
4	Lee Trevino	USA	68	70	72	70	280
5	George Burns III	USA	70	70	72	69	281
5	Ben Crenshaw	USA	71	69	66	75	281
7	Arnold Palmer	USA	73	73	67	69	282
8	Ray Floyd	USA	70	73	68	72	283
9	Mark Hayes	USA	76	63	72	73	284
9	Tommy Horton	England	70	74	65	75	284
9	Johnny Miller	USA	69	74	67	74	284
9	John Schroeder	USA	66	74	73	71	284
13	Howard Clark	England	72	68	72	74	286
13	Peter Thomson	Australia	74	72	67	73	286
15	Seve Ballesteros	Spain	69	71	73	74	287
15	Peter Butler	UK	71	68	75	73	287
15	Bobby Cole	South Africa	72	71	71	73	287
15	Guy Hunt	UK	73	71	71	72	287
15	Graham Marsh	Australia	73	69	71	74	287
15	Jerry Pate	USA	74	70	70	73	287
15	Bob Shearer	Australia	72	69	72	74	287
22	Peter Dawson	UK	74	68	73	73	288
22	John Fourie	South Africa	74	69	70	75	288
22	Gary Player	South Africa	71	74	74	69	288
22	Tom Weiskopf	USA	74	71	71	72	288
26	Gaylord Burrows	USA	69	72	68	80	289
26	Martin Foster	UK	67	74	75	73	289
26	Angel Gallardo	Spain	78	65	72	74	289
26	David Ingram	Scotland	73	74	70	72	289
26	Roger Maltbie	USA	71	66	72	80	289
26	Rik Massengale	USA	73	71	74	71	289
26	John O'Leary	Rep. of Ire.	74	73	68	74	289
26	Norio Suzuki	Japan	74	71	69	75	289
34	Ken Brown	Scotland	74	73	71	72	290
34	Eamonn Darcy	Rep. of Ire.	74	71	74	71	290
36	Brian Barnes	Scotland	79	69	69	74	291
36	Baldovino Dassu	Italy	72	74	72	73	291
36	Min Nan Hsieh	Taiwan	72	73	73	73	291
36	John Morgan	England	72	71	71	77	291
36	Manuel Pinero	Spain	74	75	71	71	291
41	Neil Coles	England	74	74	71	73	292
41	David Vaughan	UK	71	74	73	74	292
43	Bob Charles	New Zealand	73	72	70	78	293
43	Jaime Gonzalez	USA	78	72	71	72	293
43	Tony Jacklin	England	72	70	74	77	293
46	Stewart Ginn	Australia	75	72	72	75	294
46	Hale Irwin	USA	70	71	73	80	294
48	Roberto de Vicenzo	Argentina	76	71	70	78	295
48	Vicente Fernandez	Argentina	75	73	73	74	295
48	Brian Huggett	UK	72	77	72	74	295
48	Michael King	England	73	75	72	75	295
52	Rodger Davis	Australia	77	70	70	79	296

POS	PLAYER	COUNTRY	R1	R2	R3	R4	TOTAL
52	Jim Farmer	Scotland	72	74	72	78	296
52	Christy O'Connor Jr	Rep. of Ire.	75	73	71	77	296
52	Brian Waites	England	78	70	69	79	296
56	Maurice Bembridge	UK	76	69	75	77	297
56	Vincent Tshabalala	South Africa	71	73	72	81	297
58	Chi-San Hsu	Taiwan	70	70	77	81	298
58	Gary Jacobson	USA	74	73	70	81	298
58	David Jones	N. Ireland	73	74	73	78	298
58	Ian Mosey	England	75	73	73	77	298
62	Vince Baker	South Africa	77	70	73	79	299
62	Nick Faldo	England	71	76	74	78	299
62	Silvano Locatelli	Italy	72	72	76	79	299
65	Isao Aoki	Japan	76	72	74	-	-
65	Simon Owen	New Zealand	73	74	75	-	-
65	Dus Smyth	Rep. of Ire.	78	72	72	-	-
65	Darrell Welch	Australia	77	71	74	-	-
69	David Graham	Australia	72	76	75	-	-
69	Jeff Hawkes	South Africa	79	70	74	-	-
71	Manuel Calero	Spain	77	71	76	-	-
71	Antonio Garrido	Spain	77	73	74	-	-
71	Greg Norman	Australia	78	72	74	-	-
71	Eddie Pollard	UK	72	75	77	-	-
71	Ian Stanley	Australia	70	76	78	-	-
71	Sam Torrance	Scotland	77	72	75	-	-
71	Philippe Toussaint	Belgium	76	71	77	-	-
78	Simon Hobday	Zimbabwe	75	75	75	-	-
79	Pip Elson	UK	77	73	76	-	-
79	Christy O'Connor Sr	Rep. of Ire.	75	75	76	-	-
79	Ronnie Shade	UK	75	72	79	-	-
82	Hugh Baiocchi	South Africa	77	73	77	-	-
82	Garry Cullen	UK	73	76	78	-	-
82	Deray Simon	USA	78	71	78	-	-
85	Doug McClelland	UK	76	71	81	-	-
86	Delio Lovato	Italy	75	75	81	-	-
87	Mark James	England	75	73	85	-	-
88	Manuel Ballesteros	Spain	80	71	-	-	-
88	John Bland	South Africa	72	79	-	-	-
88	Peter Cowen	England	76	75	-	-	-
88	Bernard Gallacher	Scotland	75	76	-	-	-
88	John McMahon	UK	75	76	-	-	-
88	Willie Milne	UK	78	73	-	-	-
88	Ken Norton	UK	77	74	-	-	-
88	Arnold O'Connor	UK	74	77	-	-	-
88	Geoff Parslow	Australia	79	72	-	-	-
97	Craig DeFoy	UK	78	74	-	-	-
97	Richard Emery	UK	75	77	-	-	-
97	Bill Lockie	UK	75	77	-	-	-
97	John McTear	UK	73	79	-	-	-
101	Pat Garner (A)	UK	75	78	-	-	-
101	Liam Higgins	Rep. of Ire.	77	76	-	-	-
101	Warren Humphreys	England	79	74	-	-	-
101	Tom Linskey	Australia	77	76	-	-	-

POS	PLAYER	COUNTRY	R1	R2	R3	R4	TOTAL
101	Phil Loxley	UK	73	80	-	-	-
101	Mark Lye	USA	79	74	-	-	-
101	Peter McEvoy (A)	England	78	75	-	-	-
101	John Powell (A)	UK	76	77	-	-	-
101	David J Russell	England	78	75	-	-	-
110	Peter Berry	England	78	76	-	-	-
110	Roger Calvin	USA	79	75	-	-	-
110	Andrew Chandler	England	75	79	-	-	-
110	John Garner	England	75	79	-	-	-
110	Malcolm Gregson	UK	81	73	-	-	-
110	Nick Job	UK	80	74	-	-	-
110	George McKay	UK	75	79	-	-	-
110	Gunnar Mueller	Sweden	79	75	-	-	-
110	Lionel Platts	UK	77	77	-	-	-
110	Guy Wolstenholme	UK	82	72	-	-	-
110	Norman Wood	UK	76	78	-	-	-
121	Roberto Bernardini	Italy	82	73	-	-	-
121	David Carrick (A)	UK	78	77	-	-	-
121	Alex Caygill	UK	78	77	-	-	-
121	David Dunk	UK	76	79	-	-	-
121	Roger Fidler	UK	75	80	-	-	-
121	Robin Fyfe	UK	77	78	-	-	-
121	Kirk Goss	USA	77	78	-	-	-
121	Sandy Lyle (A)	Scotland	75	80	-	-	-
121	Jack Newton	Australia	75	80	-	-	-
121	Adrian Sadler	UK	76	79	-	-	-
131	Salvador Balbuena	Spain	82	74	-	-	-
131	Arthur Pierce (A)	Rep. of Ire.	78	78	-	-	-
131	Peter Wilson (A)	UK	77	79	-	-	-
134	Harry Bannerman	UK	77	80	-	-	-
135	Priscillo Diniz	Brazil	81	77	-	-	-
135	Mike Gallagher	UK	79	79	-	-	-
135	Hugh Jackson	UK	79	79	-	-	-
138	Mel Hughes	UK	80	79	-	-	-
138	James Seeley	USA	82	77	-	-	-
138	Alan Thompson	UK	82	77	-	-	-
138	Peter Tupling	UK	74	85	-	-	-
142	Johnny Johnson	UK	84	76	-	-	-
143	Jim Bartak	USA	82	79	-	-	-
143	Gordon Cosh (A)	UK	78	83	-	-	-
143	Dave Cullen	Australia	84	77	-	-	-
143	David Huish	UK	80	81	-	-	-
143	Andries Oosthuizen	South Africa	81	80	-	-	-
143	Geoff Tickell	UK	79	82	-	-	-
149	Harry Ashby	UK	83	79	-	-	-
149	P.A. Sierocinski	UK	83	79	-	-	-
151	Roger Chapman (A)	England	86	79	-	-	-
152	Lawrence Donovan	UK	86	82	-	-	-
153	Nick Lumb	UK	85	84	-	-	-
154	Henry Cotton	England	93	82	-	-	-
155	Buddy Gardner	USA	80	Wd	-	-	-
155	Bobby Locke	South Africa	84	Wd	-	-	-



1976 – Royal Birkdale

Date: 7-10 July 1976
 Champion: **Johnny Miller**
 Total: 279
 Total score relative to par: -9
 Round Scores: 72 68 73 66
 Total Purse: £75,000
 First Prize: £7,500
 Runner Up: **Seve Ballesteros, Jack Nicklaus**
 Field: 155
 Cut/No. who advanced 36 holes: 152/84
 Cut/No. who advanced 54 holes: 226/66

Leader each round
 Round 1: **Seve Ballesteros, Christy O'Connor Jr, Norio Suzuki 69**
 Round 2: **Seve Ballesteros 138**
 Round 3: **Seve Ballesteros 211**

Low score for each round
 Round 1: **69 Seve Ballesteros, Christy O'Connor Jr, Norio Suzuki**
 Round 2: **67 Ray Floyd, Carl Higgins**
 Round 3: **69 Vicente Fernandez**
 Final Round: **66 Johnny Miller, Mark James**

POS	PLAYER	COUNTRY	R1	R2	R3	R4	TOTAL	POS	PLAYER	COUNTRY	R1	R2	R3	R4	TOTAL	POS	PLAYER	COUNTRY	R1	R2	R3	R4	TOTAL
1	Johnny Miller	USA	72	68	73	66	279	48	Doug McClelland	UK	74	73	77	75	299	104	Brian Huggett	UK	78	77	-	-	-
2	Seve Ballesteros	Spain	69	69	73	74	285	48	Bob Murphy	USA	75	77	73	74	299	104	Jimmy Hume	UK	76	79	-	-	-
2	Jack Nicklaus	USA	74	70	72	69	285	55	John Hammond	UK	74	76	73	77	300	104	Tom Linskey	Australia	78	77	-	-	-
4	Ray Floyd	USA	76	67	73	70	286	55	Arnold O'Connor	UK	76	76	74	74	300	104	Silvano Locatelli	Italy	80	75	-	-	-
5	Hubert Green	USA	72	70	78	68	288	55	Andries Oosthuizen	South Africa	75	73	78	74	300	104	Kel Nagle	Australia	81	74	-	-	-
5	Tommy Horton	England	74	69	72	73	288	55	Arnold Palmer	USA	75	72	76	77	300	104	Ken Norton	UK	80	75	-	-	-
5	Mark James	England	76	72	74	66	288	55	David Talbot	UK	74	74	74	78	300	104	Christy O'Connor Sr	Rep. of Ire.	81	74	-	-	-
5	Tom Kite	USA	70	74	73	71	288	60	Danny Edwards	USA	74	72	79	76	301	104	David Strawn	USA	78	77	-	-	-
5	Christy O'Connor Jr	Rep. of Ire.	69	73	75	71	288	60	Bernard Gallacher	Scotland	74	72	76	79	301	113	Roger Fidler	UK	75	81	-	-	-
10	George Burns III	USA	75	69	75	70	289	60	Bob Wynn	UK	79	70	75	77	301	113	Bruce Hodson	Australia	79	77	-	-	-
10	Peter Butler	UK	74	72	73	70	289	63	Alex Caygill	UK	80	71	75	76	302	113	Peter McEvoy (A)	England	78	78	-	-	-
10	Vicente Fernandez	Argentina	79	71	69	70	289	63	Liam Higgins	Rep. of Ire.	77	74	75	76	302	113	John McTear	UK	79	77	-	-	-
10	Norio Suzuki	Japan	69	75	75	70	289	63	Bill Lockie	UK	78	74	74	76	302	113	Willie Milne	UK	79	77	-	-	-
14	Brian Barnes	Scotland	70	73	75	72	290	63	Peter Tupling	UK	75	71	77	79	302	113	David Regan	UK	83	73	-	-	-
15	Eamonn Darcy	Rep. of Ire.	78	71	71	71	291	67	Bill Brask	USA	71	75	81	-	-	113	Alan Squires (A)	UK	82	74	-	-	-
15	John Fourie	South Africa	71	74	75	71	291	67	Paul Herbert	UK	79	73	75	-	-	120	Ken Brown	Scotland	82	75	-	-	-
17	Graham Marsh	Australia	71	73	72	76	292	67	Don Klenk	USA	76	71	80	-	-	120	Juan Carlos Cabrera	Argentina	80	77	-	-	-
17	Jack Newton	Australia	70	74	76	72	292	67	Brian Waites	England	78	72	77	-	-	120	Pete Cooper	USA	78	79	-	-	-
17	Tom Weiskopf	USA	73	72	76	71	292	67	Tom Watson	USA	75	72	80	-	-	120	Tony Grubb	UK	78	79	-	-	-
17	Guy Wolstenholme	UK	76	72	71	73	292	72	Hugh Baiocchi	South Africa	76	71	81	-	-	120	John Hudson	UK	82	75	-	-	-
21	Stewart Ginn	Australia	78	72	72	71	293	72	Harry Bannerman	UK	76	74	78	-	-	120	Lionel Platts	UK	79	78	-	-	-
21	David Graham	Australia	77	70	75	71	293	72	Jimmy Heggarty	UK	78	72	78	-	-	126	Michael Murphy	Rep. of Ire.	78	80	-	-	-
21	Simon Hobday	Zimbabwe	79	71	75	68	293	72	Brian Jones	Australia	77	73	78	-	-	126	Mike Nutter	UK	82	76	-	-	-
21	Chi-San Hsu	Taiwan	81	69	71	72	293	72	Michael King	England	78	73	77	-	-	126	John Powell (A)	UK	78	80	-	-	-
21	David Huish	UK	73	74	72	74	293	72	Trevor McDonald	Australia	75	72	81	-	-	126	Martin Poxon (A)	England	78	80	-	-	-
21	Bob Shearer	Australia	76	73	75	69	293	78	Bob Charles	New Zealand	72	76	81	-	-	126	Kevin Suddards	South Africa	81	77	-	-	-
21	Alan Tapie	USA	74	72	75	72	293	78	Ian Stanley	Australia	81	69	79	-	-	131	Mike Houghton	UK	82	77	-	-	-
28	Neil Coles	England	74	77	70	73	294	80	Peter Cowen	England	77	75	79	-	-	131	Terry Le Brocq	UK	80	79	-	-	-
28	Nick Faldo	England	78	71	76	69	294	80	John O'Leary	Rep. of Ire.	79	72	80	-	-	131	Robin Mann	England	85	74	-	-	-
28	Gary Player	South Africa	72	72	79	71	294	80	Jerry Pate	USA	73	71	87	-	-	131	Michael McNally (A)	UK	78	81	-	-	-
28	Doug Sanders	USA	77	73	73	71	294	83	Brian Ellis	UK	78	73	82	-	-	131	Granville Ogden	UK	79	80	-	-	-
32	Bobby Cole	South Africa	75	71	72	78	296	84	David Thorp	UK	73	79	82	-	-	131	Mike Souchak	USA	82	77	-	-	-
32	Roberto de Vicenzo	Argentina	77	71	76	72	296	85	Craig DeFoy	UK	78	75	-	-	-	131	Alistair Thomson	UK	82	77	-	-	-
32	Guy Hunt	UK	76	68	76	76	296	85	Jan Dorrestein	Netherlands	72	81	-	-	-	131	Peter Townsend	UK	78	81	-	-	-
32	Hale Irwin	USA	74	72	77	73	296	85	David Jones	N. Ireland	81	72	-	-	-	139	R.K. Cameron	UK	83	77	-	-	-
32	Gene Littler	USA	75	74	73	74	296	85	Sestilio Pellegrini	Italy	79	74	-	-	-	139	Howard Clark	England	83	77	-	-	-
32	Paddy McGuirk	Rep. of Ire.	76	70	77	73	296	85	Tony Price	UK	80	73	-	-	-	139	Paul Leonard	UK	81	79	-	-	-
38	Martin Foster	UK	74	71	77	75	297	85	Des Smyth	Rep. of Ire.	75	78	-	-	-	139	Denis Scanlan	UK	81	79	-	-	-
38	Vince Hood	UK	76	74	73	74	297	85	Curtis Strange	USA	79	74	-	-	-	143	Bryon Hutchinson	UK	78	83	-	-	-
38	David Jagger	UK	78	72	74	73	297	85	Sam Torrance	Scotland	82	71	-	-	-	143	Bernhard Langer	Germany	82	79	-	-	-
38	Ian Mosey	England	73	74	75	75	297	85	G. Watine	France	82	71	-	-	-	143	D. McLean (A)	UK	82	79	-	-	-
42	Barry Burgess	Australia	75	76	74	73	298	85	Norman Wood	UK	75	78	-	-	-	146	John McMahon	UK	81	81	-	-	-
42	Peter Dawson	UK	80	72	73	73	298	95	Alec Bickerdike	UK	73	81	-	-	-	146	Vincent Tshabalala	South Africa	82	80	-	-	-
42	Malcolm Gregson	UK	73	75	76	74	298	95	Delio Lovato	Italy	82	72	-	-	-	148	David Ingram	Scotland	81	83	-	-	-
42	Warren Humphreys	England	73	77	73	75	298	95	Simon Owen	New Zealand	76	78	-	-	-	148	Hugh Jackson	UK	76	88	-	-	-
42	Tony Jacklin	England	73	77	76	72	298	95	Eddie Pollard	UK	77	77	-	-	-	148	Bobby Locke	South Africa	83	81	-	-	-
42	Peter Oosterhuis	UK	74	75	77	72	298	95	Sam Snead	USA	79	75	-	-	-	151	John Frew	UK	86	79	-	-	-
48	Stewart Adwick	UK	78	71	74	76	299	95	Peter Thomson	Australia	75	79	-	-	-	152	Fred Ridley (A)	USA	82	84	-	-	-
48	Peter Berry	England	80	72	71	76	299	95	Philippe Thossaint	Belgium	80	74	-	-	-	153	Maurice Bembridge	UK	84	83	-	-	-
48	Bill Garrett	USA	74	74	78	73	299	95	David Webster	UK	78	76	-	-	-	154	Fred Daly	N. Ireland	86	89	-	-	-
48	Dale Hayes	South Africa	77	71	74	77	299	95	Russell Weir	Scotland	79	75	-	-	-	155	Gene Sarazen	USA	NR	-	-	-	-
48	Carl Higgins	USA	77	67	81	74	299	104	Sheng-San Hsu	Taiwan	81	74	-	-	-								



1975 – Carnoustie

Date: 9-12 July 1975

Champion: **Tom Watson**

Total: 279

Total score relative to par: -9

Round Scores: 71 67 69 72

Total Purse: £75,000

First Prize: £7,500

Runner Up: **Jack Newton**

Field: 153

Cut/No. who advanced 36 holes: 149/86

Cut/No. who advanced 54 holes: 221/63

Leader each round

Round 1: **Peter Oosterhuis 68**

Round 2: **David Huish 136**

Round 3: **Bobby Cole 204**


Low score for each round

Round 1: **68 Peter Oosterhuis**

Round 2: **66 Bobby Cole**

Round 3: **65 Jack Newton**

Final Round: **69 Bob Charles**



POS	PLAYER	COUNTRY	R1	R2	R3	R4	TOTAL
1	Tom Watson	USA	71	67	69	72	279
2	Jack Newton	Australia	69	71	65	74	279
3	Bobby Cole	South Africa	72	66	66	76	280
3	Johnny Miller	USA	71	69	66	74	280
3	Jack Nicklaus	USA	69	71	68	72	280
6	Graham Marsh	Australia	72	67	71	71	281
7	Neil Coles	England	72	69	67	74	282
7	Peter Oosterhuis	UK	68	70	71	73	282
9	Hale Irwin	USA	69	70	69	75	283
10	George Burns III	USA	71	73	69	71	284
10	John Mahaffey	USA	71	68	69	76	284
12	Bob Charles	New Zealand	74	73	70	69	286
12	Paul Leonard	UK	70	69	73	74	286
12	Andries Oosthuizen	South Africa	69	69	70	78	286
15	Tom Weiskopf	USA	73	72	70	72	287
16	Maurice Bembridge	UK	75	73	67	73	288
16	Arnold Palmer	USA	74	72	69	73	288
16	Alan Tapie	USA	70	72	67	79	288
19	Bernard Gallacher	Scotland	72	67	72	78	289
19	Lon Hinkle	USA	76	72	69	72	289
19	Tommy Horton	England	72	71	71	75	289
19	Sam Torrance	Scotland	72	74	71	72	289
23	Hugh Baiocchi	South Africa	72	72	73	73	290
23	Brian Barnes	Scotland	71	74	72	73	290
23	Danny Edwards	USA	70	74	71	75	290
23	Ray Floyd	USA	71	72	76	71	290
23	Martin Foster	UK	72	74	73	71	290
28	Roberto de Vicenzo	Argentina	71	74	72	74	291
28	David Graham	Australia	74	70	72	75	291
28	Simon Hobday	Zimbabwe	70	70	76	75	291
28	Guy Hunt	UK	73	68	76	74	291
32	Tienie Britz	South Africa	74	71	72	75	292
32	Michael Cahill	Australia	71	73	74	74	292
32	Peter Dawson	UK	74	75	71	72	292
32	Hubert Green	USA	72	73	70	77	292
32	Dale Hayes	South Africa	73	71	73	75	292
32	David Huish	UK	69	67	76	80	292
32	Gary Player	South Africa	75	71	73	73	292
32	Bob Shearer	Australia	69	72	74	77	292
40	Bob Gilder	USA	75	71	75	72	293
40	Brian Huggett	UK	72	71	75	75	293
40	Kel Nagle	Australia	72	73	73	75	293
40	Lee Trevino	USA	76	69	73	75	293
40	Brian Waites	England	74	72	69	78	293
40	Norman Wood	UK	74	74	71	74	293
46	Ian Stanley	Australia	75	71	70	78	294
47	Bill Brask	USA	74	71	72	78	295
47	Bill Garrett	USA	76	72	75	75	295
47	Lou Graham	USA	73	72	74	76	295
47	Christy O'Connor Jr	Rep. of Ire.	72	73	73	77	295
47	Peter Wilcock	UK	77	68	75	75	295

POS	PLAYER	COUNTRY	R1	R2	R3	R4	TOTAL
52	Eddie Pearce	USA	72	75	70	79	296
53	Vicente Fernandez	Argentina	76	70	74	77	297
53	Johnny Jacobs	USA	72	76	73	76	297
53	Liang Huan Lu	Taiwan	76	72	72	77	297
53	David Vaughan	UK	72	71	74	80	297
57	Dennis Clark	New Zealand	72	72	76	78	298
57	Terry LeBrocq	UK	72	76	72	78	298
57	Peter Townsend	UK	74	70	76	78	298
60	Herluf Hansen	Denmark	74	74	73	78	299
61	Jan Dorrestein	Netherlands	75	73	73	79	300
62	Carl Mason	England	73	72	75	81	301
63	Roddy Carr	Rep. of Ire.	76	72	72	82	302
64	Malcolm Gregson	UK	75	73	74	-	-
64	John O'Leary	Rep. of Ire.	73	75	74	-	-
64	Gary Smith	UK	74	73	75	-	-
64	DeWitt Weaver	USA	76	72	74	-	-
68	Vince Baker	South Africa	72	75	76	-	-
68	Eamonn Darcy	Rep. of Ire.	75	74	74	-	-
68	Craig DeFoy	UK	77	71	75	-	-
68	George Kelley	USA	74	70	79	-	-
68	Mark Pfeil	USA	72	74	77	-	-
68	Craig Stadler (A)	USA	77	72	74	-	-
68	Sandy Stephen (A)	Scotland	73	72	78	-	-
75	Jose Maria Canizares	Spain	73	74	77	-	-
75	David Jones	N. Ireland	73	74	77	-	-
75	Bill Lockie	UK	73	76	75	-	-
75	Ronnie Shade	UK	74	73	77	-	-
79	Arne Dokka	USA	73	74	78	-	-
79	W.S.M. Rooke	UK	74	72	79	-	-
79	David Wren	South Africa	76	72	77	-	-
82	John Morgan	England	74	75	77	-	-
83	Martin Poxon (A)	England	72	77	78	-	-
84	Carlos Ordonez	Argentina	74	75	79	-	-
85	Roberto Bernardini	Italy	72	76	81	-	-
85	Peter Thomson	Australia	73	75	81	-	-
87	Andrew Chandler	England	74	76	-	-	-
87	Rod Curl	USA	76	74	-	-	-
87	Baldovino Dassu	Italy	77	73	-	-	-
87	John Downie	UK	77	73	-	-	-
87	Pip Elson	UK	75	75	-	-	-
87	Angel Gallardo	Spain	73	77	-	-	-
87	Al Geiberger	USA	76	74	-	-	-
87	Allan Henning	South Africa	80	70	-	-	-
87	Gary Koch	USA	75	75	-	-	-
87	Tony Parcell	UK	73	77	-	-	-
97	Manuel Ballesteros	Spain	75	76	-	-	-
97	Stuart Brown	UK	75	76	-	-	-
97	Ralph Carter	UK	74	77	-	-	-
97	Mike Nutter	UK	75	76	-	-	-
97	Lionel Platts	UK	76	75	-	-	-
97	Denis Scanlan	UK	76	75	-	-	-

POS	PLAYER	COUNTRY	R1	R2	R3	R4	TOTAL
97	Lanny Wadkins	USA	75	76	-	-	-
104	David Jagger	UK	77	75	-	-	-
104	Hedley Muscroft	UK	78	74	-	-	-
104	Simon Owen	New Zealand	80	72	-	-	-
107	Robin Fyfe	UK	76	77	-	-	-
108	Ted Ball	Australia	79	75	-	-	-
108	Peter Berry	England	80	74	-	-	-
108	Philip Clark	UK	80	74	-	-	-
108	Jim Farmer	Scotland	78	76	-	-	-
108	Mike Ingham	UK	76	78	-	-	-
108	Eddie Pollard	UK	78	76	-	-	-
108	Nick Price (A)	Zimbabwe	77	77	-	-	-
108	Mel Pyatt	Venezuela	79	75	-	-	-
108	David Webster	UK	77	77	-	-	-
117	John Anderson	UK	75	80	-	-	-
117	Andrew Brooks	Scotland	77	78	-	-	-
117	John Cook	UK	78	77	-	-	-
117	Max Faulkner	England	75	80	-	-	-
117	John Hudson	UK	82	73	-	-	-
117	David Ingram	Scotland	82	73	-	-	-
117	Gunnar Mueller	Sweden	77	78	-	-	-
117	Joseph Purcell	UK	79	76	-	-	-
117	Peter Tupling	UK	79	76	-	-	-
126	David Chillas	UK	77	79	-	-	-
126	Richard Emery	UK	77	79	-	-	-
126	John Fowler	UK	75	81	-	-	-
126	John Garner	England	77	79	-	-	-
126	Martin Gray	Scotland	80	76	-	-	-
126	Jimmy Hume	UK	79	77	-	-	-
126	Barry Sandry	UK	81	75	-	-	-
126	Des Smyth	Rep. of Ire.	78	78	-	-	-
126	Russell Weir	Scotland	76	80	-	-	-
135	Stewart Adwick	UK	79	78	-	-	-
135	Gavin Lenson (A)	South Africa	80	77	-	-	-
135	Gene Littler	USA	75	82	-	-	-
135	Battista Maestroni	Italy	76	81	-	-	-
135	John McTear	UK	79	78	-	-	-
135	Bill Murray	UK	80	77	-	-	-
135	Cyril Pennington	UK	80	77	-	-	-
135	Sandy Wilson	UK	82	75	-	-	-
143	John Hammond	UK	82	76	-	-	-
144	Seve Ballesteros	Spain	79	80	-	-	-
144	Bill Hector	UK	80	79	-	-	-
146	Stephen Bonham	UK	82	78	-	-	-
147	John Barnett	UK	82	79	-	-	-
147	T.W. Rastall	UK	78	83	-	-	-
149	Bobby Locke	South Africa	82	80	-	-	-
149	Philippe Toussaint	Belgium	83	79	-	-	-
151	Ronnie McDonald	UK	86	77	-	-	-
152	W.J. Todd	UK	88	76	-	-	-
153	Murray White	UK	84	85	-	-	-



1973 – Royal Troon

Date: 11-14 July 1973

Champion: **Tom Weiskopf**

Total: 276

Total score relative to par: -12

Round Scores: 68 67 71 70

Total Purse: £50,000

First Prize: £5,500

Runner Up: **Neil Coles, Johnny Miller**

Silver Medal (amateur): **Danny Edwards**

Field: 153

Cut/No. who advanced 36 holes: 152/84

Cut/No. who advanced 54 holes: 224/60

Leader each round

Round 1: **Tom Weiskopf 68**

Round 2: **Tom Weiskopf 135**

Round 3: **Tom Weiskopf 206**


Low score for each round

Round 1: **68 Tom Weiskopf**

Round 2: **67 Tom Weiskopf, Brian Barnes**

Round 3: **69 Johnny Miller, Doug McClelland, Hugh Boyle, Peter Oosterhuis, Hugh Baiocchi**

Final Round: **65 Jack Nicklaus**



POS	PLAYER	COUNTRY	R1	R2	R3	R4	TOTAL
1	Tom Weiskopf	USA	68	67	71	70	276
2	Neil Coles	England	71	72	70	66	279
2	Johnny Miller	USA	70	68	69	72	279
4	Jack Nicklaus	USA	69	70	76	65	280
5	Bert Yancey	USA	69	69	73	70	281
6	Peter Butler	UK	71	72	74	69	286
7	Bob Charles	New Zealand	73	71	73	71	288
7	Christy O'Connor Sr	Rep. of Ire.	73	68	74	73	288
7	Lanny Wadkins	USA	71	73	70	74	288
10	Brian Barnes	Scotland	76	67	70	76	289
10	Gay Brewer	USA	76	71	72	70	289
10	Harold Henning	South Africa	73	73	73	70	289
10	Lee Trevino	USA	75	73	73	68	289
14	Tony Jacklin	England	75	73	72	70	290
14	Doug McClelland	UK	76	71	69	74	290
14	Arnold Palmer	USA	72	76	70	72	290
14	Gary Player	South Africa	76	69	76	69	290
18	Hugh Baiocchi	South Africa	75	74	69	74	292
18	Hugh Boyle	Rep. of Ire.	75	75	69	73	292
18	Bruce Crampton	Australia	71	76	73	72	292
18	Bruce Devlin	Australia	72	78	71	71	292
18	Bernard Gallacher	Scotland	73	69	75	75	292
18	David Good	UK	75	74	73	70	292
18	Dave Hill	USA	75	74	74	69	292
18	Peter Oosterhuis	UK	80	71	69	72	292
18	Eddie Polland	UK	74	73	73	72	292
18	Peter Wilcock	UK	71	76	72	73	292
28	Roberto de Vicenzo	Argentina	72	75	74	72	293
28	Chi Chi Rodriguez	USA	72	73	73	75	293
28	Doug Sanders	USA	79	72	72	70	293
31	Craig DeFoy	UK	76	75	70	73	294
31	Tommy Horton	England	75	70	73	76	294
31	Graham Marsh	Australia	74	71	78	71	294
31	Ewen Murray	Scotland	79	71	73	71	294
31	Peter Thomson	Australia	76	75	70	73	294
31	Bob Wynn	UK	74	71	76	73	294
37	Vince Baker	South Africa	72	74	75	74	295
37	David Vaughan	UK	78	70	72	75	295
39	Baldovino Dassu	Italy	75	75	73	73	296
39	Danny Edwards (A)	USA	75	75	71	75	296
39	Pip Elson	UK	75	75	72	74	296
39	Donald Gammon	Zimbabwe	76	70	76	74	296
39	Dale Hayes	South Africa	76	72	73	75	296
39	Kel Nagle	Australia	74	76	73	73	296
39	Guy Wolstenholme	UK	77	72	75	72	296
46	Harry Bannerman	UK	73	75	75	74	297
46	Maurice Moir	UK	76	75	70	76	297
46	David Webster	UK	73	76	72	76	297
49	John Fourie	South Africa	76	73	74	75	298
49	Bernard Hunt	UK	76	74	74	74	298
51	Peter Alliss	UK	76	71	76	76	299

POS	PLAYER	COUNTRY	R1	R2	R3	R4	TOTAL
51	David Jagger	UK	76	74	74	75	299
51	John McTear	UK	76	74	71	78	299
51	Ronnie Shade	UK	75	73	76	75	299
55	Peter Townsend	UK	79	73	71	77	300
56	David Huish	UK	74	73	76	78	301
56	Richard Lambert	UK	78	74	72	77	301
56	Bill Murray	UK	78	71	74	78	301
59	David Dunk	UK	73	74	74	82	303
60	Gunnar Mueller	Sweden	76	70	78	81	305
61	Tony Grubb	UK	76	76	73	-	-
61	Warren Humphreys	England	75	73	77	-	-
61	David Ingram	Scotland	76	74	75	-	-
61	Lionel Platts	UK	74	77	74	-	-
65	Rodney Foster (A)	UK	80	72	74	-	-
65	Seung Hak Kim	Korea	75	74	77	-	-
65	Hedley Muscroft	UK	77	75	74	-	-
65	Ian Stanley	Australia	74	74	78	-	-
65	Sam Torrance	Scotland	78	72	76	-	-
65	Terry Westbrook	South Africa	75	74	77	-	-
71	Manuel Ballesteros	Spain	74	73	80	-	-
71	Brian Huggett	UK	76	71	80	-	-
73	Martin Gray	Scotland	77	73	78	-	-
73	David Moore	UK	78	74	76	-	-
73	Roger Rodgers	UK	74	77	77	-	-
73	David J Russell (A)	England	72	79	77	-	-
77	Noel Hunt	UK	76	76	77	-	-
77	Jack Newton	Australia	78	71	80	-	-
79	Peter Chapin	USA	74	71	85	-	-
80	Bill Berry	South Africa	77	73	81	-	-
80	John Garner	England	75	73	83	-	-
82	Trevor Homer (A)	England	73	78	81	-	-
83	David Snell	UK	74	77	82	-	-
84	Johnny Johnson	UK	74	76	84	-	-
85	Tommy Aaron	USA	80	73	-	-	-
85	Maurice Bembridge	UK	80	73	-	-	-
85	Roberto Bernardini	Italy	80	73	-	-	-
85	Jan Dorrestein	Netherlands	76	77	-	-	-
85	Max Faulkner	England	78	75	-	-	-
85	Christy Greene	Rep. of Ire.	73	80	-	-	-
85	Liam Higgins	Rep. of Ire.	75	78	-	-	-
85	Barry Jaeckel	USA	77	76	-	-	-
85	Russell Meek	UK	78	75	-	-	-
85	Hugh Nunez	Argentina	82	71	-	-	-
85	John Panton	UK	79	74	-	-	-
85	Douglas Smart	UK	81	72	-	-	-
85	Hugh Stuart (A)	UK	78	75	-	-	-
85	Philippe Toussaint	Belgium	76	77	-	-	-
99	Clive Clark	UK	80	74	-	-	-
99	Vicente Fernandez	Argentina	79	75	-	-	-
99	David Findlay	USA	79	75	-	-	-
99	Malcolm Gregson	UK	76	78	-	-	-

POS	PLAYER	COUNTRY	R1	R2	R3	R4	TOTAL
99	Jimmy Hume	UK	78	76	-	-	-
99	Willie Milne (A)	UK	75	79	-	-	-
99	Paddy Skerritt	Rep. of Ire.	79	75	-	-	-
99	Norman Wood	UK	79	75	-	-	-
107	Alex Caygill	UK	77	78	-	-	-
107	Roger Fidler	UK	78	77	-	-	-
107	Andrew Griffiths	UK	78	77	-	-	-
107	Vince Hood	UK	78	77	-	-	-
107	John Hudson	UK	77	78	-	-	-
107	Richard Jewell	UK	74	81	-	-	-
107	Jeff Jukes	UK	78	77	-	-	-
107	Ken Venturi	USA	79	76	-	-	-
115	Derek Craik	UK	77	79	-	-	-
115	Tony Fisher	UK	77	79	-	-	-
115	Bill Hector	UK	78	78	-	-	-
115	Frank Rennie	UK	78	78	-	-	-
115	Donald Swaelens	Belgium	80	76	-	-	-
120	Paul Bottell	UK	83	74	-	-	-
120	Peter Hedges (A)	UK	79	78	-	-	-
120	Guy Hunt	UK	79	78	-	-	-
120	Jimmy Kinsella	Rep. of Ire.	78	79	-	-	-
120	Terry Le Brocq	UK	78	79	-	-	-
120	Gilbert Lloyd	UK	84	73	-	-	-
120	Dave Marr	USA	84	73	-	-	-
120	John Morgan	England	79	78	-	-	-
120	Len Owens	UK	80	77	-	-	-
129	Renton Doig	UK	82	76	-	-	-
129	Richard Emery	UK	79	79	-	-	-
131	Michael Bonallack (A)	UK	82	77	-	-	-
131	Robin Fyfe	UK	82	77	-	-	-
131	Malcolm Gunn	UK	82	77	-	-	-
131	Mario Napoleoni	Italy	82	77	-	-	-
131	Alan Sym (A)	UK	81	78	-	-	-
131	Chris Tobin	UK	80	79	-	-	-
137	Nigel Burch (A)	UK	83	77	-	-	-
137	David Mercer	Australia	82	78	-	-	-
137	Gene Sarazen	USA	79	81	-	-	-
137	Eric Walters	UK	80	80	-	-	-
141	Stuart Brown	UK	84	78	-	-	-
141	John Dauthieu	UK	82	80	-	-	-
141	G.R.D. Eyles (A)	UK	86	76	-	-	-
141	Ian Lambie	UK	87	75	-	-	-
145	Jim Farmer	Scotland	82	81	-	-	-
145	Ian Smith	UK	83	80	-	-	-
147	David Wren	South Africa	87	78	-	-	-
148	Philip Clark	UK	82	84	-	-	-
149	Mark James (A)	England	83	85	-	-	-
150	Peter Simms	UK	87	82	-	-	-
151	I.H. Doran	UK	87	83	-	-	-
152	Fred Daly	N. Ireland	83	90	-	-	-
153	John Schlee	USA	77	Wd	-	-	-



1972 – Muirfield

Date: 12-15 July 1972
 Champion: **Lee Trevino**
 Total: 278
 Total score relative to par: -6
 Round Scores: 71 70 66 71
 Total Purse: £50,000
 First Prize: £5,500
 Runner Up: **Jack Nicklaus**
 Field: 153
 Cut/No. who advanced 36 holes: 152/88
 Cut/No. who advanced 54 holes: 225/64

Leader each round
 Round 1: **Peter Tupling 68**
 Round 2: **Tony Jacklin, Lee Trevino 141**
 Round 3: **Lee Trevino 207**

Low score for each round
 Round 1: **68 Peter Tupling**
 Round 2: **66 Johnny Miller**
 Round 3: **66 Lee Trevino**
 Final Round: **66 Jack Nicklaus**

POS	PLAYER	COUNTRY	R1	R2	R3	R4	TOTAL
1	Lee Trevino	USA	71	70	66	71	278
2	Jack Nicklaus	USA	70	72	71	66	279
3	Tony Jacklin	England	69	72	67	72	280
4	Doug Sanders	USA	71	71	69	70	281
5	Brian Barnes	Scotland	71	72	69	71	283
6	Gary Player	South Africa	71	71	76	67	285
7	Guy Hunt	UK	75	72	67	72	286
7	Arnold Palmer	USA	73	73	69	71	286
7	David Vaughan	UK	74	73	70	69	286
7	Tom Weiskopf	USA	73	74	70	69	286
11	Clive Clark	UK	72	71	73	71	287
11	Dave Marr	USA	70	74	71	72	287
13	Roberto Bernardini	Italy	73	71	76	68	288
13	Peter Townsend	UK	70	72	76	70	288
15	Peter Butler	UK	72	75	73	69	289
15	Bob Charles	New Zealand	75	70	74	70	289
15	Jan Dorrestein	Netherlands	74	71	72	72	289
15	Johnny Miller	USA	76	66	72	75	289
19	Harry Bannerman	UK	77	73	73	67	290
19	Frank Beard	USA	70	76	74	70	290
19	Maurice Bembridge	UK	73	71	75	71	290
19	Bert Yancey	USA	73	72	72	73	290
23	Craig DeFoy	UK	70	75	71	75	291
23	Doug McClelland	UK	73	74	72	72	291
23	Christy O'Connor Sr	Rep. of Ire.	73	74	73	71	291
26	Bruce Devlin	Australia	75	70	77	70	292
26	Brian Huggett	UK	73	72	79	68	292
28	John Garner	England	71	71	76	75	293
28	Jerry Heard	USA	75	75	71	72	293
28	Peter Oosterhuis	UK	75	75	73	70	293
31	Peter Alliss	UK	74	74	77	69	294
31	Gordon Cunningham	UK	76	75	73	70	294
31	Vicente Fernandez	Argentina	78	74	73	69	294
31	Min Nan Hsieh	Taiwan	75	75	73	71	294
31	Kel Nagle	Australia	79	72	74	69	294
31	Bob Shearer	Australia	77	75	68	74	294
31	Dave Stockton	USA	72	72	76	74	294
31	Brian Thomson	UK	74	77	72	71	294
31	Peter Thomson	Australia	71	72	74	77	294
40	Billy Casper	USA	72	74	74	75	295
40	Vince Hood	UK	76	74	72	73	295
40	Tommy Horton	England	76	72	73	74	295
40	Kuo Chi Hsiung	Taiwan	74	72	76	73	295
40	Liang Huan Lu	Taiwan	77	73	71	74	295
40	Jack Newton	Australia	77	72	70	76	295
46	Ernie Jones	UK	75	74	74	73	296
46	David Oakley	USA	72	75	77	72	296
46	Sam Torrance	Scotland	72	74	76	74	296
46	Peter Tupling	UK	68	74	73	81	296
50	Andrew Brooks	Scotland	74	74	75	75	298
50	Bryon Hutchinson	UK	74	73	74	77	298

POS	PLAYER	COUNTRY	R1	R2	R3	R4	TOTAL
50	Graham Marsh	Australia	78	73	74	73	298
50	Doug Sewell	UK	75	74	75	74	298
50	David Talbot	UK	72	76	76	74	298
50	Norman Wood	UK	74	78	71	75	298
56	David Llewellyn	Wales	72	73	79	75	299
56	John O'Leary	Rep. of Ire.	75	76	74	74	299
58	Bobby Walker	UK	74	74	74	78	300
59	Tienie Britz	South Africa	75	77	73	76	301
59	Antonio Garrido	Spain	71	77	77	76	301
59	Jimmy Hume	UK	77	70	77	77	301
62	Gary Baleson	South Africa	76	73	73	80	302
63	John Fowler	UK	76	76	71	81	304
64	Stuart Brown	UK	81	70	74	80	305
65	Hugh Baiocchi	South Africa	77	75	74	-	-
65	David Ingram	Scotland	75	76	75	-	-
65	Toni Kugelmuller	Germany	74	77	75	-	-
65	John Panton	UK	75	76	75	-	-
65	Stephen Rolley	UK	77	73	76	-	-
70	Ben Arda	Philippines	77	74	76	-	-
70	Hugh Boyle	Rep. of Ire.	74	76	77	-	-
70	Rodney Foster (A)	UK	77	72	78	-	-
70	Ian Mosey (A)	England	74	76	77	-	-
70	Ronnie Shade	UK	75	77	75	-	-
70	David Snell	UK	73	77	77	-	-
70	Sandy Stephen (A)	Scotland	74	77	76	-	-
77	Neil Coles	England	76	74	78	-	-
77	Baldovino Dassu	Italy	76	75	77	-	-
77	Bernard Hunt	UK	79	72	77	-	-
77	R.P. Revell (A)	UK	75	76	77	-	-
77	Randall Vines	Australia	75	75	78	-	-
82	Donald Gammon	Zimbabwe	73	79	77	-	-
82	Paul Leonard	UK	74	76	79	-	-
84	Marshall Douglas	UK	74	76	80	-	-
84	Hedley Muscroft	UK	76	76	78	-	-
86	Dale Hayes	South Africa	75	77	79	-	-
86	David Jagger	UK	75	77	79	-	-
88	Ronnie McDonald	UK	73	78	82	-	-
89	Hugh Campbell (A)	UK	76	77	-	-	-
89	Angel Gallardo	Spain	77	76	-	-	-
89	Jaime Gallardo	Spain	77	76	-	-	-
89	Martin Gray	Scotland	78	75	-	-	-
89	Ken Harrelson	USA	75	78	-	-	-
89	Trevor Homer (A)	England	78	75	-	-	-
89	Cyril Pennington	UK	77	76	-	-	-
89	Eddie Pollard	UK	76	77	-	-	-
89	Ramon Sota	Spain	75	78	-	-	-
89	Ian Stanley	Australia	76	77	-	-	-
99	Ken Bousfield	UK	74	80	-	-	-
99	David Butler	UK	77	77	-	-	-
99	Roger Fidler	UK	77	77	-	-	-
99	Bernard Gallacher	Scotland	78	76	-	-	-

POS	PLAYER	COUNTRY	R1	R2	R3	R4	TOTAL
99	Hugh Jackson	UK	76	78	-	-	-
99	W.B. Parkin	UK	79	75	-	-	-
99	Lionel Platts	UK	79	75	-	-	-
99	Terry Westbrook	South Africa	79	75	-	-	-
107	Bill Berry	South Africa	78	77	-	-	-
107	Walter Godfrey	New Zealand	79	76	-	-	-
107	Ian Gradwell (A)	UK	79	76	-	-	-
107	Noel Hunt	UK	73	82	-	-	-
107	Frank Malloy	New Zealand	77	78	-	-	-
107	Emilio Perera	Spain	81	74	-	-	-
107	Dave Thomas	UK	82	73	-	-	-
114	Pip Elson (A)	UK	79	77	-	-	-
114	Max Faulkner	England	78	78	-	-	-
114	Malcolm Gregson	UK	79	77	-	-	-
114	Donald Swaelens	Belgium	78	78	-	-	-
118	Jimmy Airth	UK	77	80	-	-	-
118	Michael Bonallack (A)	UK	81	76	-	-	-
118	Howard Clark (A)	England	74	83	-	-	-
118	Brian Evans	UK	80	77	-	-	-
118	Nick Job	UK	76	81	-	-	-
118	Johnny Johnson	UK	80	77	-	-	-
118	Malcolm Leeder	UK	77	80	-	-	-
118	Ian MacDonald	UK	77	80	-	-	-
118	David Miller	UK	79	78	-	-	-
127	Mike Nutter	UK	78	80	-	-	-
127	Eric Walters	UK	85	73	-	-	-
127	Sandy Wilson	UK	79	79	-	-	-
130	Malcolm Craig	UK	83	76	-	-	-
130	John Dauthieu	UK	77	82	-	-	-
130	Malcolm Gunn	UK	77	82	-	-	-
130	Mac Hunter	USA	81	78	-	-	-
134	Fred Daly	N. Ireland	77	83	-	-	-
134	David Huish	UK	80	80	-	-	-
134	John Lister	New Zealand	80	80	-	-	-
134	Bobby Locke	South Africa	79	81	-	-	-
138	Peter Berry (A)	England	76	85	-	-	-
138	M.J. Hicks	UK	82	79	-	-	-
138	Sandy Horne	UK	85	76	-	-	-
138	J.A. Pape	UK	84	77	-	-	-
142	R.J. Gray (A)	UK	84	78	-	-	-
142	John McTear	UK	78	84	-	-	-
142	Robert Webster	UK	80	82	-	-	-
142	Hector Zerbst	South Africa	81	81	-	-	-
146	Bill Large	UK	78	85	-	-	-
146	J.R.S. Thomson	UK	79	84	-	-	-
148	Steve Cook	USA	79	85	-	-	-
148	Jose Maria Filho	Brazil	82	82	-	-	-
150	Frank Conallin	Australia	81	84	-	-	-
151	Bill Murray	UK	81	85	-	-	-
152	Frank Gilbride	UK	87	81	-	-	-
153	Ken Adwick	UK	80	Wd	-	-	-



1971 – Royal Troon

Date: 7-10 July 1971

Champion: Lee Trevino

Total: 278

Total score relative to par: -14

Round Scores: 69 70 69 70

Total Purse: £45,000

First Prize: £5,500

Runner Up: Liang Huan Lu

Silver Medal (amateur): Michael Bonallack

Field: 150

Cut/No. who advanced 36 holes: 151/82

Cut/No. who advanced 54 holes: 224/64

Leader each round

Round 1: Vicente Fernandez, Tony Jacklin,

Howie Johnson, Lee Trevino 69

Round 2: Tony Jacklin, Lee Trevino 139

Round 3: Lee Trevino 208

Low score for each round


Round 1: 69 Vicente Fernandez, Tony Jacklin,

Howie Johnson, Lee Trevino

Round 2: 68 Johnny Kinsella

Round 3: 66 Peter Oosterhuis

Final Round: 67 Billy Casper, Doug Sanders



POS	PLAYER	COUNTRY	R1	R2	R3	R4	TOTAL
1	Lee Trevino	USA	69	70	69	70	278
2	Liang Huan Lu	Taiwan	70	70	69	70	279
3	Tony Jacklin	England	69	70	70	71	280
4	Craig DeFoy	UK	72	72	68	69	281
5	Charles Coody	USA	74	71	70	68	283
5	Jack Nicklaus	USA	71	71	72	69	283
7	Billy Casper	USA	70	72	75	67	284
7	Gary Player	South Africa	71	70	71	72	284
9	Doug Sanders	USA	73	71	74	67	285
9	Peter Thomson	Australia	70	73	73	69	285
11	Harry Bannerman	UK	73	71	72	71	287
11	Roberto de Vicenzo	Argentina	71	70	72	74	287
11	Kel Nagle	Australia	70	75	73	69	287
11	Ramon Sota	Spain	72	72	70	73	287
11	Dave Stockton	USA	74	74	68	71	287
11	Bert Yancey	USA	75	70	71	71	287
17	Dale Hayes	South Africa	71	72	70	75	288
18	Bob Charles	New Zealand	77	71	71	70	289
18	Peter Oosterhuis	UK	76	71	66	76	289
20	Bernard Hunt	UK	74	73	73	70	290
20	Howie Johnson	USA	69	76	72	73	290
22	Michael Bonallack (A)	UK	71	72	75	73	291
22	Neil Coles	England	76	72	72	71	291
22	Hugh Jackson	UK	71	73	72	75	291
25	Peter Butler	UK	73	73	73	73	292
25	Vicente Fernandez	Argentina	69	79	73	71	292
25	Malcolm Gregson	UK	71	71	73	77	292
25	Brian Huggett	UK	73	73	74	72	292
25	Bill Large	UK	73	75	73	71	292
25	John Lister	New Zealand	74	71	74	73	292
25	Doug Sewell	UK	73	74	74	71	292
25	Randall Vines	Australia	75	71	73	73	292
33	Min Nan Hsieh	Taiwan	77	70	74	72	293
33	Guy Wolstenholme	UK	75	72	73	73	293
35	John Garner	England	76	74	71	73	294
35	Christy O'Connor Sr	Rep. of Ire.	74	72	76	72	294
37	Bruce Devlin	Australia	74	71	75	75	295
37	Bernard Gallacher	Scotland	72	76	75	72	295
37	Tommy Horton	England	70	72	79	74	295
40	Eric Brown	UK	75	72	72	77	296
40	Walter Godfrey	New Zealand	72	79	71	74	296
40	Jimmy Kinsella	Rep. of Ire.	74	68	80	74	296
40	John O'Leary	Rep. of Ire.	70	75	75	76	296
40	Lionel Platts	UK	78	72	73	73	296
40	Peter Townsend	UK	73	75	75	73	296
40	Tom Weiskopf	USA	75	73	75	73	296
47	Peter Alliss	UK	74	76	72	75	297
47	Johanny Miller	USA	72	76	70	79	297
49	Valentin Barrios	Spain	72	74	77	75	298
49	Tienie Britz	South Africa	73	78	73	74	298

POS	PLAYER	COUNTRY	R1	R2	R3	R4	TOTAL
49	Bobby Locke	South Africa	75	73	74	76	298
49	Steve Melnyk (A)	USA	76	74	74	74	298
49	Jack Newton	Australia	73	72	76	77	298
49	Jack Sharkey	UK	73	75	72	78	298
49	Donald Swaelens	Belgium	75	73	72	78	298
49	Jack Wilshire	UK	75	71	76	76	298
57	Graham Marsh	Australia	75	73	72	79	299
58	David Snell	UK	75	75	74	76	300
58	Brian Waites	England	70	79	72	79	300
60	Miller Barber	USA	71	74	77	79	301
60	Maurice Bembridge	UK	75	73	76	77	301
60	Robert Manning	South Africa	73	72	76	80	301
63	David Talbot	UK	77	72	75	78	302
64	Brian Barnes	Scotland	76	75	73	79	303
65	Clive Clark	UK	75	76	74	-	-
65	Tadashi Kitta	Japan	79	72	74	-	-
65	Alistair Palmer	New Zealand	74	77	74	-	-
65	David Ridley	UK	74	76	75	-	-
69	Roberto Bernardini	Italy	73	77	76	-	-
69	Tomas Lopez	Spain	77	73	76	-	-
69	Ralph Moffitt	UK	76	75	75	-	-
69	Dai Rees	UK	76	75	75	-	-
73	Jim Hiskey	USA	74	76	77	-	-
74	Paul Bottell	UK	72	75	81	-	-
74	David Graham	Australia	73	73	82	-	-
74	Richard Livingston	UK	76	73	79	-	-
77	Francisco Abreu	Spain	73	77	79	-	-
77	Chris Baker	UK	72	78	79	-	-
77	Alan Snape	New Zealand	77	72	80	-	-
80	Stuart Brown	UK	75	76	80	-	-
81	Ronnie Shade	UK	78	72	82	-	-
82	Simon Fogarty	UK	78	72	83	-	-
83	Frank Connor	USA	74	78	-	-	-
83	Richard Davies	UK	73	79	-	-	-
83	Jan Dorrestein	Netherlands	76	76	-	-	-
83	John Fourie	South Africa	75	77	-	-	-
83	Angel Gallardo	Spain	79	73	-	-	-
83	Warren Humphreys (A)	England	72	80	-	-	-
83	John Panton	UK	80	72	-	-	-
83	David Vaughan	UK	78	74	-	-	-
91	Peter Berry (A)	England	77	76	-	-	-
91	John Cook	UK	79	74	-	-	-
91	William Ferguson	UK	73	80	-	-	-
91	Sean Hunt	UK	76	77	-	-	-
91	Ian Richardson	UK	78	75	-	-	-
91	Derek Small	UK	78	75	-	-	-
91	Norman Wood	UK	78	75	-	-	-
98	Frank Beard	USA	73	81	-	-	-
98	Joe Carr (A)	Rep. of Ire.	76	78	-	-	-
98	Bill Evans	UK	79	75	-	-	-

POS	PLAYER	COUNTRY	R1	R2	R3	R4	TOTAL
98	Christy Greene	Rep. of Ire.	80	74	-	-	-
98	Doug McClelland	UK	80	74	-	-	-
98	David Miller	UK	77	77	-	-	-
98	Florentino Molina	Argentina	75	79	-	-	-
98	Cyril Pennington	UK	78	76	-	-	-
98	Frank Rennie	UK	77	77	-	-	-
107	Alex Caygill	UK	77	78	-	-	-
107	Martin Foster (A)	UK	77	78	-	-	-
107	Bill Hector	UK	77	78	-	-	-
107	Richard Kemp Jr	UK	78	77	-	-	-
107	Hedley Muscroft	UK	77	78	-	-	-
107	Alfiero Pelligrini	Italy	79	76	-	-	-
107	Eddie Pollard	UK	80	75	-	-	-
107	Peter Wilcock	UK	74	81	-	-	-
115	Jose Cabo	Spain	73	83	-	-	-
115	Tertius Claassens	South Africa	82	74	-	-	-
115	Peter Green	UK	78	78	-	-	-
115	Jimmy Martin	UK	78	78	-	-	-
115	Bill Murray	UK	78	78	-	-	-
115	William Wilkinson	UK	81	75	-	-	-
121	S.G. Birtwell (A)	UK	79	78	-	-	-
121	Norman Drew	UK	76	81	-	-	-
121	Max Faulkner	England	77	80	-	-	-
121	Adam Gough	UK	75	82	-	-	-
121	Vivian Law	UK	76	81	-	-	-
126	Alan Bird (A)	UK	77	81	-	-	-
126	Johnny Johnson	UK	83	75	-	-	-
126	Alex King	UK	75	83	-	-	-
126	Maurice Moir	UK	80	78	-	-	-
126	George Parton	UK	74	84	-	-	-
126	John Richardson	UK	77	81	-	-	-
126	George Will	UK	82	76	-	-	-
133	Keith Ashdown	UK	78	81	-	-	-
133	Gary Baleson	South Africa	81	78	-	-	-
133	Malcolm Gunn	UK	76	83	-	-	-
136	Robert Browne	Rep. of Ire.	79	81	-	-	-
136	Stephen Rolley (A)	UK	85	75	-	-	-
136	Peter Tupling	UK	83	77	-	-	-
139	John Byard	UK	84	77	-	-	-
139	John Fowler	UK	79	82	-	-	-
139	Jean Garaialde	France	83	78	-	-	-
142	Michael Grantham	UK	80	82	-	-	-
142	Guy Hunt	UK	79	83	-	-	-
142	David Llewellyn	Wales	84	78	-	-	-
145	John Frew	UK	81	83	-	-	-
145	Francis Rabain	Bermuda	85	79	-	-	-
147	James Thomson	UK	81	84	-	-	-
148	Jose Rodriguez	Spain	84	82	-	-	-
149	Simon Hobday	Zimbabwe	89	Wd	-	-	-
149	Nick Job	UK	89	Wd	-	-	-





1970 – St Andrews

Date: 8-11 July 1970

Champion: **Jack Nicklaus**

Total: **283**

Total score relative to par: **-5**

Round Scores: **68 69 73 73**

Total Purse: **£40,000**

First Prize: **£5,250**

Runner Up: **Doug Sanders**

Silver Medal (amateur): **Steve Melnyk**

Field: **134**

Cut/No. who advanced 36 holes: **149/80**

Cut/No. who advanced 54 holes: **223/57**

Leader each round

Round 1: **Neil Coles 65**

Round 2: **Lee Trevino 136**

Round 3: **Lee Trevino 208**

Low score for each round

Round 1: **65 Neil Coles**

Round 2: **68 Lee Trevino, Christy O'Connor Sr**

Round 3: **69 Peter Oosterhuis, Ronnie Shade**

Final Round: **71 John Panton**



POS	PLAYER	COUNTRY	R1	R2	R3	R4	TOTAL
1	Jack Nicklaus	USA	68	69	73	73	283
2	Doug Sanders	USA	68	71	71	73	283
3	Harold Henning	South Africa	67	72	73	73	285
3	Lee Trevino	USA	68	68	72	77	285
5	Tony Jacklin	England	67	70	73	76	286
6	Neil Coles	England	65	74	72	76	287
6	Peter Oosterhuis	UK	73	69	69	76	287
8	Hugh Jackson	UK	69	72	73	74	288
9	Tommy Horton	England	66	73	75	75	289
9	John Panton	UK	72	73	73	71	289
9	Peter Thomson	Australia	68	74	73	74	289
12	Arnold Palmer	USA	68	72	76	74	290
13	Maurice Bembridge	UK	67	74	75	76	292
13	Bob Charles	New Zealand	72	73	74	74	292
13	John Richardson	UK	67	72	76	77	292
13	Bert Yancey	USA	71	71	73	77	292
17	Roberto Bernardini	Italy	75	69	74	75	293
17	Billy Casper	USA	71	74	73	75	293
17	Clive Clark	UK	69	70	77	77	293
17	Roberto de Vicenzo	Argentina	71	76	71	75	293
17	Christy O'Connor Sr	Rep. of Ire.	72	68	74	79	293
22	Walter Godfrey	New Zealand	71	75	74	74	294
22	Tom Weiskopf	USA	70	74	72	78	294
22	Guy Wolstenholme	UK	68	77	72	77	294
25	Bruce Devlin	Australia	72	76	72	75	295
25	Graham Marsh	Australia	75	72	74	74	295
25	Ronnie Shade	UK	72	75	69	79	295
28	Stuart Brown	UK	73	73	71	79	296
28	Bobby Cole	South Africa	71	76	71	78	296
28	Brian Huggett	UK	68	78	73	77	296
28	Tom Shaw	USA	73	71	73	79	296
32	Peter Alliss	UK	69	74	78	76	297
32	Brian Barnes	Scotland	69	74	75	79	297
32	Gay Brewer	USA	69	74	74	80	297
32	Eric Brown	UK	73	72	74	78	297
32	Dale Douglass	USA	75	71	73	78	297
32	David Graham	Australia	72	72	74	79	297
32	Florentino Molina	Argentina	67	75	78	77	297
32	Kel Nagle	Australia	71	74	73	79	297
32	Dave Thomas	UK	70	72	76	79	297
41	Alex Caygill	UK	74	72	74	78	298
41	Tony Grubb	UK	72	77	71	78	298
41	Dave Marr	USA	71	71	74	82	298
41	Steve Melnyk (A)	USA	69	74	76	79	298
45	Jimmy Hume	UK	72	75	76	76	299

POS	PLAYER	COUNTRY	R1	R2	R3	R4	TOTAL
45	Peter Townsend	UK	72	73	74	80	299
45	George Will	UK	69	78	74	78	299
48	Guy Hunt	UK	72	70	80	78	300
48	Jimmy Martin	UK	71	74	75	80	300
50	Tommy Aaron	USA	68	74	79	80	301
50	Warren Humphreys (A)	England	73	73	76	79	301
50	Tomas Lopez	Spain	70	72	75	84	301
50	Norman Wood	UK	73	73	77	78	301
54	Derek Small	UK	69	74	80	79	302
55	Davis Love Jr	USA	71	74	73	85	303
56	Richard Livingston	UK	75	73	75	81	304
57	Sandy Walker	UK	70	78	75	84	307
58	Miller Barber	USA	72	74	78	-	-
58	Michael Bonallack (A)	UK	69	76	79	-	-
58	Marshall Douglas	UK	72	74	78	-	-
58	Norman Drew	UK	72	76	76	-	-
58	John Hudson	UK	74	72	78	-	-
58	Gary Player	South Africa	74	75	75	-	-
58	Donald Swaelens	Belgium	72	72	80	-	-
58	David Webster	UK	71	77	76	-	-
66	George Bellino	USA	70	76	79	-	-
66	Andrew Brooks	Scotland	72	69	84	-	-
66	Peter Butler	UK	75	74	76	-	-
66	Ernie George (A)	USA	71	75	79	-	-
70	Gordon Cunningham	UK	74	74	78	-	-
70	Orville Moody	USA	71	76	79	-	-
70	David Talbot	UK	75	71	80	-	-
73	Jock Brown	UK	78	70	79	-	-
73	Bernard Hunt	UK	72	75	80	-	-
73	Robert Webster (A)	UK	75	74	78	-	-
76	Fred Boobyer	UK	73	76	79	-	-
76	Tadashi Kitta	Japan	75	73	80	-	-
78	Bryon Hutchinson	UK	72	76	82	-	-
78	Keith Warren	UK	71	77	82	-	-
80	Bill Large	UK	75	73	83	-	-
81	Max Faulkner	England	74	76	-	-	-
81	Antonio Garrido	Spain	75	75	-	-	-
81	Luciano Grappasonni	Italy	74	76	-	-	-
81	Sewsunker Sewgolum	South Africa	72	78	-	-	-
81	David Snell	UK	74	76	-	-	-
86	Bob Barbarossa	USA	73	78	-	-	-
86	Valentin Barrios	Spain	77	74	-	-	-
86	Hugh Boyle	Rep. of Ire.	73	78	-	-	-
86	Eric Dawson	Sweden	76	75	-	-	-
86	Ray Floyd	USA	73	78	-	-	-

POS	PLAYER	COUNTRY	R1	R2	R3	R4	TOTAL
86	Bernard Gallacher	Scotland	74	77	-	-	-
86	Bill Hector	UK	77	74	-	-	-
86	Jimmy Hitchcock	UK	75	76	-	-	-
86	Jimmy Kinsella	Rep. of Ire.	76	75	-	-	-
86	John Lister	New Zealand	76	75	-	-	-
86	George Low	UK	74	77	-	-	-
86	Scott Macdonald (A)	UK	75	76	-	-	-
86	Hedley Muscroft	UK	75	76	-	-	-
99	Peter Berry (A)	England	71	81	-	-	-
99	Eddie Pollard	UK	75	77	-	-	-
99	Frank Rennie	UK	78	74	-	-	-
102	John Cook	UK	72	81	-	-	-
102	Mark Darnell	USA	76	77	-	-	-
102	Stuart Levermore	UK	70	83	-	-	-
102	Lionel Platts	UK	81	72	-	-	-
102	Ross Whitehead	UK	74	79	-	-	-
107	Laurie Ayton Jr	UK	75	79	-	-	-
107	Donald Steel (A)	England	78	76	-	-	-
109	Lawrence Buthelezi	South Africa	78	77	-	-	-
109	Tony Fisher	UK	77	78	-	-	-
109	Vivian Law	UK	76	79	-	-	-
109	Ian Mosey (A)	England	74	81	-	-	-
109	Christy O'Connor Jr	Rep. of Ire.	76	79	-	-	-
109	Nigel Sumner (A)	UK	75	80	-	-	-
109	Bob Sweeny Jr (A)	USA	75	80	-	-	-
116	Christy Greene	Rep. of Ire.	76	80	-	-	-
116	Peter Matkovich	South Africa	74	82	-	-	-
116	Doug McClelland	UK	75	81	-	-	-
116	Juan Nunez	Argentina	77	79	-	-	-
116	Tony Rice	Zambia	76	80	-	-	-
121	Vince Baker	South Africa	78	79	-	-	-
121	Jock Burns	UK	77	80	-	-	-
123	David Butler	UK	78	80	-	-	-
123	Jim Farmer (A)	Scotland	78	80	-	-	-
123	Bobby Locke	South Africa	77	81	-	-	-
126	Gordon Gray	UK	78	81	-	-	-
127	Denny Shute	USA	82	78	-	-	-
128	Brian Allen	UK	77	84	-	-	-
128	Tertius Claassens	South Africa	78	83	-	-	-
128	David Jagger	UK	76	85	-	-	-
131	Alex Mitchell	UK	77	85	-	-	-
132	Fred Daly	N. Ireland	80	85	-	-	-
133	Gene Sarazen	USA	81	85	-	-	-
134	Hans Henrik Lund	Denmark	81	Wd	-	-	-

Missed putt gives Nicklaus his play-off chance

“**A**nd there, but for the grace of God...” were the immortal words of commentator Henry Longhurst after one of the most famous missed putts in the history of the game.

Doug Sanders, a runner-up to Jack Nicklaus in the 1966 Open, never did win a Major but after a fine recovery from the Road Hole Bunker on the 17th, he required only a par to beat Nicklaus in the 1970 Open at St Andrews. After a poor pitch at the last, his first putt came up three feet short. As he stood over his ball, he was distracted by something on his

line and bent down to pick it up. A murmur went round the gallery and Sanders admitted not re-settling himself properly. The putt missed on the right and after tying on 283, Sanders and Nicklaus contested The Open’s first 18-hole play-off.

Nicklaus was four ahead after 13 holes but two birdies from Sanders and a bogey from Nicklaus meant the lead was only one at the last, where more drama followed. Nicklaus discarded his sweater and smashed his drive over 360 yards to the back of the green. Sanders had pitched close this time and would make a three so Nicklaus knew he needed to

get up and down. He chipped to eight feet and then holed the putt for a 3, and flung his putter high into the air, a rare emotional celebration from the Golden Bear. He had a second Open victory but, more importantly, had won at the Home of Golf.

Lee Trevino, the long-time leader, shared third place with Harold Henning, defending Champion Tony Jacklin was fifth, after an outward 29 on the first day before play was suspended due to a flooded course, and Neil Coles shared sixth place after an opening 65, a record for the Old Course.





1969 – Royal Lytham & St Annes

Date: 9-12 July 1969

Champion: **Tony Jacklin**

Total: **280**

Total score relative to par: **-4**

Round Scores: **68 70 70 72**

Total Purse: **£30,000**

First Prize: **£4,250**

Runner Up: **Bob Charles**

Silver Medal (amateur): **Peter Tupling**

Field: **130**

Cut/No. who advanced 36 holes: **151/73**

Cut/No. who advanced 54 holes: **222/46**

Leader each round

Round 1: **Bob Charles 66**

Round 2: **Bob Charles 135**

Round 3: **Tony Jacklin 208**


Low score for each round

Round 1: **66 Bob Charles**

Round 2: **65 Christy O'Connor Sr**

Round 3: **66 Roberto de Vincenzo**

Final Round: **66 Peter Alliss**



POS	PLAYER	COUNTRY	R1	R2	R3	R4	TOTAL
1	Tony Jacklin	England	68	70	70	72	280
2	Bob Charles	New Zealand	66	69	75	72	282
3	Roberto de Vincenzo	Argentina	72	73	66	72	283
3	Peter Thomson	Australia	71	70	70	72	283
5	Christy O'Connor Sr	Rep. of Ire.	71	65	74	74	284
6	Davis Love Jr	USA	70	73	71	71	285
6	Jack Nicklaus	USA	75	70	68	72	285
8	Peter Alliss	UK	73	74	73	66	286
9	Kel Nagle	Australia	74	71	72	70	287
10	Miller Barber	USA	69	75	75	69	288
11	Neil Coles	England	75	76	70	68	289
11	Tommy Horton	England	71	76	70	72	289
11	Cobie Legrange	South Africa	79	70	71	69	289
11	Guy Wolstenholme	UK	70	71	76	72	289
15	Gay Brewer	USA	76	71	68	75	290
16	Eric Brown	UK	73	76	69	73	291
16	Bruce Devlin	Australia	71	73	75	72	291
16	Harold Henning	South Africa	72	71	75	73	291
16	Brian Huggett	UK	72	72	69	78	291
16	Orville Moody	USA	71	70	74	76	291
16	Peter Townsend	UK	73	70	76	72	291
16	Bert Yancey	USA	72	71	71	77	291
23	Bernard Hunt	UK	73	71	75	73	292
23	Gary Player	South Africa	74	68	76	74	292
25	Fred Boobyer	UK	74	70	76	73	293
25	Billy Casper	USA	70	70	75	78	293
25	Alex Caygill	UK	71	67	79	76	293
28	Hedley Muscroft	UK	68	77	73	76	294
28	Peter Tupling (A)	UK	73	71	78	72	294
30	Max Faulkner	England	71	74	76	74	295
30	Jean Garaialde	France	69	77	76	73	295
30	Mike Ingham	UK	73	73	74	75	295
30	Donald Swaelens	Belgium	72	73	76	74	295
34	Gordon Cunningham	UK	74	72	71	79	296
34	Ray Floyd	USA	74	70	76	76	296
34	John Garner	England	72	71	76	77	296
34	Vince Hood	UK	75	71	74	76	296
34	Lee Trevino	USA	75	72	71	78	296
34	Brian Waites	England	73	75	74	74	296
40	Brian Barnes	Scotland	73	73	76	75	297
40	Jimmy Hitchcock	UK	74	74	73	76	297
42	Michael Bonallack (A)	UK	74	72	73	79	298
42	Angel Gallardo	Spain	72	76	73	77	298
42	Peter Wilcock	UK	73	74	74	77	298

POS	PLAYER	COUNTRY	R1	R2	R3	R4	TOTAL
45	John Panton	UK	73	69	76	82	300
46	Hugh Jackson	UK	69	78	75	79	301
47	James Buckley (A)	UK	73	75	75	-	-
47	Craig DeFoy	UK	72	76	75	-	-
47	Bruce Fleischer (A)	USA	74	73	76	-	-
47	Bernard Gallacher	Scotland	70	78	75	-	-
47	Antonio Garrido	Spain	79	71	73	-	-
47	Jimmy Martin	UK	72	79	72	-	-
53	Maurice Bembridge	UK	73	76	75	-	-
53	Tony Fisher	UK	75	73	76	-	-
53	Dai Rees	UK	75	75	74	-	-
56	Robin Davenport	UK	75	76	74	-	-
56	Tony Grubb	UK	73	74	78	-	-
56	Warren Humphreys (A)	England	76	74	75	-	-
56	Hugh Lewis	UK	75	72	78	-	-
56	Richard Livingston	UK	75	74	76	-	-
56	Martin Roesink	Netherlands	76	75	74	-	-
56	David Snell	UK	75	74	76	-	-
56	Bobby Walker	UK	73	74	78	-	-
64	Gardner Dickinson	USA	76	74	76	-	-
64	Malcolm Gregson	UK	77	74	75	-	-
64	David Huish	UK	77	74	75	-	-
64	Jimmy Hume	UK	72	76	78	-	-
64	Ronnie Shade	UK	73	74	79	-	-
64	Paddy Skerritt	Rep. of Ire.	79	72	75	-	-
70	Valentin Barrios	Spain	73	75	79	-	-
70	Nick Job	UK	72	79	76	-	-
72	John McGuirk (A)	UK	76	74	78	-	-
72	Dave Thomas	UK	76	75	77	-	-
74	David Butler	UK	78	74	-	-	-
74	Bobby Cole	South Africa	78	74	-	-	-
74	Barry Franklin	South Africa	74	78	-	-	-
74	Nicholas Lynch	UK	76	76	-	-	-
74	Michael Murphy	Rep. of Ire.	83	69	-	-	-
74	David Talbot	UK	77	75	-	-	-
74	Jack Wilkshire	UK	76	76	-	-	-
81	Brian Allen	UK	78	75	-	-	-
81	Rich Bassett	USA	78	75	-	-	-
81	Rodney Foster (A)	UK	74	79	-	-	-
81	Sean Hunt	UK	74	79	-	-	-
81	Lionel Platts	UK	83	70	-	-	-
81	Ross Whitehead	UK	82	71	-	-	-
87	Harry Bannerman	UK	75	79	-	-	-
87	Bud Edmondson	UK	77	77	-	-	-

POS	PLAYER	COUNTRY	R1	R2	R3	R4	TOTAL
87	Allan Gillies	UK	77	77	-	-	-
87	Mike Hoyle	UK	77	77	-	-	-
87	Ernie Jones	UK	78	76	-	-	-
87	Bill Large	UK	75	79	-	-	-
93	Manuel Ballesteros	Spain	80	75	-	-	-
93	Norman Drew	UK	78	77	-	-	-
93	George Evans	UK	79	76	-	-	-
93	Dale Hayes (A)	South Africa	80	75	-	-	-
93	Guy Hunt	UK	76	79	-	-	-
93	Roger Livesey	UK	76	79	-	-	-
93	David Parsonage	UK	80	75	-	-	-
100	Donald Gammon	Zimbabwe	75	81	-	-	-
100	Paddy McGuirk	Rep. of Ire.	79	77	-	-	-
100	Peter Oosterhuis	UK	76	80	-	-	-
100	George Tomlinson	UK	77	79	-	-	-
104	R.M Anderson	UK	72	85	-	-	-
104	Peter Butler	UK	80	77	-	-	-
104	Abdel Halim	Egypt	80	77	-	-	-
104	David Ridley	UK	79	78	-	-	-
108	Jimmy Kinsella	Rep. of Ire.	78	80	-	-	-
108	J.M. Kippax (A)	UK	78	80	-	-	-
110	Hugh Boyle	Rep. of Ire.	76	83	-	-	-
110	Jock Burns	UK	81	78	-	-	-
110	William Ferguson	UK	79	80	-	-	-
110	Michael King (A)	England	81	78	-	-	-
114	K. Morrison	UK	83	77	-	-	-
114	Mick Notley	UK	79	81	-	-	-
114	George Will	UK	81	79	-	-	-
114	Roy Williamson	UK	80	80	-	-	-
118	William McHardy	UK	77	84	-	-	-
119	Reg Glading (A)	UK	82	80	-	-	-
119	Bill Hector	UK	77	85	-	-	-
119	Maurice Moir	UK	81	81	-	-	-
122	Richard Emery	UK	77	86	-	-	-
123	Alan Hall	UK	82	82	-	-	-
123	Mario Napoleoni	Italy	84	80	-	-	-
125	Sandy Wilson	UK	82	83	-	-	-
126	Aldo Casera	Italy	77	89	-	-	-
127	Howard Bennett	UK	85	84	-	-	-
128	Stuart Brown	UK	79	DQ	-	-	-
129	George Archer	USA	Scr	-	-	-	-
129	Dudley Millensted	UK	NR	-	-	-	-



1968 – Carnoustie

Date: **10-13 July 1968**
 Champion: **Gary Player**
 Total: **289**
 Total score relative to par: **1**
 Round Scores: **74 71 71 73**
 Total Purse: **£20,000**
 First Prize: **£3,000**
 Runner Up: **Bob Charles, Jack Nicklaus**
 Silver Medal (amateur): **Michael Bonallack**
 Field: **130**
 Cut/No. who advanced 36 holes: **155/70**
 Cut/No. who advanced 54 holes: **228/45**

Leader each round
 Round 1: **Brian Barnes, Michael Bonallack (A) 70**
 Round 2: **Billy Casper 140**
 Round 3: **Billy Casper 214**

Low score for each round
 Round 1: **70 Brian Barnes, Michael Bonallack (A)**
 Round 2: **68 Billy Casper**
 Round 3: **71 Gary Player, Bob Charles, Neil Coles, Alex Caygill**
 Final Round: **71 Brian Barnes**

POS	PLAYER	COUNTRY	R1	R2	R3	R4	TOTAL	POS	PLAYER	COUNTRY	R1	R2	R3	R4	TOTAL	POS	PLAYER	COUNTRY	R1	R2	R3	R4	TOTAL
1	Gary Player	South Africa	74	71	71	73	289	45	Harry Weetman	UK	77	76	74	86	313	82	George Parton	UK	80	77	-	-	-
2	Bob Charles	New Zealand	72	72	71	76	291	46	Jimmy Hitchcock	UK	78	76	75	-	-	82	Stan Peach	Australia	76	81	-	-	-
2	Jack Nicklaus	USA	76	69	73	73	291	46	Bill Large	UK	77	76	76	-	-	82	Jerry Pittman	USA	78	79	-	-	-
4	Billy Casper	USA	72	68	74	78	292	46	David Parsonage	UK	78	72	79	-	-	82	Ronnie Shade (A)	UK	80	77	-	-	-
5	Maurice Bembridge	UK	71	75	73	74	293	46	Lionel Platts	UK	76	76	77	-	-	82	Tim Woolbank	Australia	78	79	-	-	-
6	Brian Barnes	Scotland	70	74	80	71	295	46	David Talbot	UK	74	79	76	-	-	94	Hugh Lewis	UK	79	79	-	-	-
6	Gay Brewer	USA	74	73	72	76	295	46	Guy Wolstenholme	UK	78	76	75	-	-	94	Mike Plumbridge	UK	83	75	-	-	-
6	Neil Coles	England	75	76	71	73	295	52	Angelo Croce	Italy	79	75	76	-	-	96	Alberto Croce	Italy	83	76	-	-	-
9	Al Balding	Canada	74	76	74	72	296	52	Leopoldo Ruiz	Argentina	75	77	78	-	-	96	Angel Gallardo	Spain	80	79	-	-	-
10	Roberto de Vicenzo	Argentina	77	72	74	74	297	52	Bobby Walker	UK	75	76	79	-	-	96	Abdel Halim	Egypt	79	80	-	-	-
10	Bruce Devlin	Australia	77	73	72	75	297	55	Fred Boobyer	UK	80	75	76	-	-	96	Richard Livingston	UK	79	80	-	-	-
10	Arnold Palmer	USA	77	71	72	77	297	55	Clive Clark	UK	76	77	78	-	-	96	Ian MacDonald	UK	80	79	-	-	-
13	Peter Alliss	UK	73	78	72	75	298	55	Tony Fisher	UK	75	76	80	-	-	96	Randall Vines	Australia	80	79	-	-	-
13	Bobby Cole	South Africa	75	76	72	75	298	55	John Garner	England	78	75	78	-	-	102	George Evans	UK	81	79	-	-	-
13	Tommy Horton	England	77	74	73	74	298	55	Mike Hoyle	UK	81	74	76	-	-	102	Al Johnston	USA	80	80	-	-	-
13	Brian Huggett	UK	76	71	75	76	298	60	John Cockin	UK	82	71	79	-	-	102	Peter Jones	UK	83	77	-	-	-
13	Kel Nagle	Australia	74	75	75	74	298	60	Frank Phillips	Australia	81	73	78	-	-	102	Peter Matkovich	South Africa	82	78	-	-	-
18	Eric Brown	UK	76	76	74	73	299	62	Peter Butler	UK	76	78	79	-	-	102	Peter Oosterhuis (A)	UK	77	83	-	-	-
18	Tony Jacklin	England	72	72	75	80	299	62	Peter Green	UK	76	77	80	-	-	102	Frank Rennie	UK	83	77	-	-	-
18	Paddy Skerritt	Rep. of Ire.	72	73	77	77	299	64	Richard Emery	UK	77	78	79	-	-	102	Sandy Saddler (A)	UK	80	80	-	-	-
21	Michael Bonallack (A)	UK	70	77	74	79	300	64	Roberto Monguzzi (A)	Argentina	77	75	82	-	-	102	Cherif El Sayed	Egypt	78	82	-	-	-
21	Sebastian Miguel	Spain	73	75	76	76	300	64	Ian Richardson	UK	77	78	79	-	-	102	Syd Scott	UK	84	76	-	-	-
21	David Webster	UK	77	71	78	74	300	67	Roberto Bernardini	Italy	76	78	81	-	-	102	Donald Smart	UK	78	82	-	-	-
24	Alex Caygill	UK	79	76	71	75	301	67	Donald Swaelens	Belgium	80	75	80	-	-	112	Adrian Sadler	UK	83	78	-	-	-
24	Keith MacDonald	UK	80	71	73	77	301	67	Peter Townsend	UK	76	79	80	-	-	112	Jack Sharkey	UK	82	79	-	-	-
24	Peter Thomson	Australia	77	71	78	75	301	70	Roger Fidler	UK	76	78	82	-	-	112	George Will	UK	80	81	-	-	-
27	Malcolm Gregson	UK	77	75	76	74	302	71	Laurie Aytton Jr	UK	79	77	-	-	-	115	Norman Drew	UK	78	84	-	-	-
27	Bob Shaw	Australia	75	76	73	78	302	71	David Butler	UK	76	80	-	-	-	115	Gordon Gray	UK	84	78	-	-	-
27	Dave Thomas	UK	75	71	78	78	302	71	Max Faulkner	England	74	82	-	-	-	115	Derek Nash	UK	79	83	-	-	-
27	Sandy Wilson	UK	73	81	74	74	302	71	Jim Henderson	UK	80	76	-	-	-	115	John Sirman	USA	86	76	-	-	-
31	Harry Bannerman	UK	74	73	77	79	303	71	Bernard Hunt	UK	85	71	-	-	-	119	Tony Coop	UK	79	84	-	-	-
31	Jaime Gallardo	Spain	78	71	78	76	303	71	Jimmy Kinsella	Rep. of Ire.	78	78	-	-	-	119	Malcolm Leeder	UK	82	81	-	-	-
31	David Huish	UK	74	74	78	77	303	71	Hedley Muscroft	UK	76	80	-	-	-	119	Tom Steele	UK	81	82	-	-	-
34	Doug Sanders	USA	78	76	73	77	304	71	Arnold O'Connor (A)	UK	81	75	-	-	-	122	Ernie Jones	UK	83	81	-	-	-
35	Gordon Cunningham	UK	80	70	75	80	305	71	David Snell	UK	79	77	-	-	-	123	Malcolm Gunn	UK	81	84	-	-	-
35	Jimmy Martin	UK	81	72	74	78	305	71	Bob Sweeney Jr (A)	USA	79	77	-	-	-	123	Cyril Pennington	UK	82	83	-	-	-
35	Michael Murphy	Rep. of Ire.	77	74	77	77	305	71	Norman Von Nida	Australia	79	77	-	-	-	125	Mick Notley	UK	82	84	-	-	-
38	Hubby Habjan	USA	77	74	76	79	306	82	Hugh Boyle	Rep. of Ire.	77	80	-	-	-	125	Austin Skerritt	Rep. of Ire.	86	80	-	-	-
39	Christy Greene	Rep. of Ire.	75	77	76	79	307	82	Jock Burns	UK	76	81	-	-	-	127	Don Woodman	UK	85	82	-	-	-
39	Tony Grubb	UK	79	74	75	79	307	82	Allan Gillies	UK	80	77	-	-	-	128	Dick Burton	England	88	84	-	-	-
39	Mohamed Said Moussa	Egypt	77	76	75	79	307	82	Mike Ingham	UK	77	80	-	-	-	129	J.D. Morgan	UK	91	82	-	-	-
42	Barry Coxon	Australia	77	72	78	84	311	82	Terry Le Brocq	UK	80	77	-	-	-	130	Barry Franklin	South Africa	DQ	-	-	-	-
42	Peter Mills	UK	71	76	80	84	311	82	Christy O'Connor Sr	Rep. of Ire.	81	76	-	-	-								
42	Bert Yancey	USA	78	75	74	84	311	82	John Panton	UK	77	80	-	-	-								



1967 – Royal Liverpool

Date: 12-15 July 1967

Champion: Roberto de Vincenzo

Total: 278

Total score relative to par: -10

Round Scores: 70 71 67 70

Total Purse: £15,000

First Prize: £2,100

Runner Up: Jack Nicklaus

Field: 130

Cut/No. who advanced 36 holes: 149/58

Leader each round

Round 1: Lionel Platts 68

Round 2: Bruce Devlin, Jack Nicklaus 140

Round 3: Roberto de Vincenzo 208


Low score for each round

Round 1: 68 Lionel Platts

Round 2: 69 Jack Nicklaus, Tony Jacklin, Harry Weetman, Randall Vines

Round 3: 67 Roberto de Vincenzo, Gary Player

Final Round: 68 Hugh Boyle



POS	PLAYER	COUNTRY	R1	R2	R3	R4	TOTAL
1	Roberto de Vincenzo	Argentina	70	71	67	70	278
2	Jack Nicklaus	USA	71	69	71	69	280
3	Clive Clark	UK	70	73	69	72	284
3	Gary Player	South Africa	72	71	67	74	284
5	Tony Jacklin	England	73	69	73	70	285
6	Harold Henning	South Africa	74	70	71	71	286
6	Sebastian Miguel	Spain	72	74	68	72	286
8	Al Balding	Canada	74	71	69	73	287
8	Hugh Boyle	Rep.of Ire.	74	74	71	68	287
8	Bruce Devlin	Australia	70	70	72	75	287
8	Tommy Horton	England	74	74	69	70	287
8	Peter Thomson	Australia	71	74	70	72	287
13	Deane Beman	USA	72	76	68	73	289
13	Mike Hoyle	UK	74	75	69	71	289
13	Stan Peach	Australia	71	75	73	70	289
13	Lionel Platts	UK	68	73	72	76	289
13	Guy Wolstenholme	UK	74	71	73	71	289
18	Barry Coxon	Australia	73	76	71	70	290
18	Hedley Muscroft	UK	72	73	72	73	290
18	Doug Sanders	USA	71	73	73	73	290
21	Christy O'Connor Sr	Rep.of Ire.	70	74	71	76	291
22	Dennis Hutchinson	South Africa	73	72	71	76	292
22	Peter Mills	UK	72	75	73	72	292
22	Kel Nagle	Australia	70	74	69	79	292
25	Brian Barnes	Scotland	71	75	74	73	293
25	Robin Davenport	UK	76	69	75	73	293
25	Barry Franklin	South Africa	70	74	73	76	293
25	Brian Huggett	UK	73	75	72	73	293
29	Fred Boobyer	UK	70	71	74	79	294
29	Jimmy Hume	UK	69	72	73	80	294
31	Brian Allen	UK	71	77	76	71	295
31	Gordon Cunningham	UK	74	74	73	74	295
31	Doug Sewell	UK	71	77	74	73	295
31	David Snell	UK	77	70	73	75	295
31	Harry Weetman	UK	76	69	79	71	295
36	Harry Bannerman	UK	74	75	74	74	297
36	Roberto Bernardini	Italy	75	74	74	74	297
36	Neil Coles	England	74	72	76	75	297
36	Bernard Hunt	UK	74	73	73	77	297
36	Malcolm Leeder	UK	72	76	75	74	297
36	D.L. Melville	UK	74	74	74	75	297
36	Cyril Pennington	UK	77	72	74	74	297
43	David Bonthron	UK	69	75	79	75	298
43	Eric Brown	UK	74	75	76	73	298

POS	PLAYER	COUNTRY	R1	R2	R3	R4	TOTAL
43	Phil Rodgers	USA	74	73	77	74	298
43	Bert Yancey	USA	75	73	71	79	298
47	David Butler	UK	75	74	75	75	299
47	Jean Garaialde	France	76	71	78	74	299
47	John Panton	UK	73	76	75	75	299
47	Jack Wilshire	UK	69	78	79	73	299
51	Richard Emery	UK	73	75	77	75	300
51	Malcolm Gregson	UK	76	73	73	78	300
53	Sewsunker Sewgolum	South Africa	73	75	77	76	301
54	Ken Bousfield	UK	73	74	79	76	302
55	John Cockin	UK	71	78	76	78	303
56	William Ferguson	UK	74	74	80	80	308
56	Jimmy Martin	UK	75	73	80	80	308
58	Peter Alliss	UK	71	76	73	Wd	
59	Peter Benka (A)	UK	75	75	-	-	
59	Gay Brewer	USA	70	80	-	-	
59	Luciano Grappasonni	Italy	77	73	-	-	
59	Eric Lester	UK	75	75	-	-	
59	Donald Swaelens	Belgium	72	78	-	-	
59	Dave Thomas	UK	73	77	-	-	
65	Peter Butler	UK	77	74	-	-	
65	Bob Charles	New Zealand	75	76	-	-	
65	P.J. Howard (A)	Australia	77	74	-	-	
65	Johnny Johnson	UK	75	76	-	-	
65	Peter Jones	UK	69	82	-	-	
65	Bill Large	UK	75	76	-	-	
65	Hugh Lewis	UK	76	75	-	-	
65	Paddy Skerritt	Rep.of Ire.	77	74	-	-	
65	Randall Vines	Australia	82	69	-	-	
65	George Will	UK	79	72	-	-	
65	Tim Woolbank	Australia	78	73	-	-	
76	Maurice Bembridge	UK	76	76	-	-	
76	Tony Coop	UK	73	79	-	-	
76	Larry Fox	UK	76	76	-	-	
76	John Garner	England	74	78	-	-	
76	Peter Gill	UK	76	76	-	-	
76	Graham Henning	South Africa	74	78	-	-	
76	Vince Hood	UK	74	78	-	-	
76	Finlay Morris	UK	76	76	-	-	
84	C.M. Barlow	UK	78	75	-	-	
84	Alex Caygill	UK	74	79	-	-	
84	Ian Connelly	UK	77	76	-	-	
84	Barry Davies	UK	77	76	-	-	
84	Tony Fisher	UK	74	79	-	-	

POS	PLAYER	COUNTRY	R1	R2	R3	R4	TOTAL
84	Ernie Jones	UK	77	76	-	-	
84	Bobby Locke	South Africa	76	77	-	-	
84	Norman Von Nida	Australia	73	80	-	-	
84	G.J. Wilson	UK	76	77	-	-	
93	Alex Fox	UK	79	75	-	-	
93	Malcolm Gunn	UK	78	76	-	-	
95	Joe Carr (A)	Rep.of Ire.	80	75	-	-	
95	Alberto Croce	Italy	77	78	-	-	
95	Jimmy Hitchcock	UK	79	76	-	-	
95	Tony Lowles	UK	78	77	-	-	
95	Dai Rees	UK	74	81	-	-	
95	George Tomlinson	UK	77	78	-	-	
101	Bob Falkenburg (A)	Brazil	81	75	-	-	
101	Max Faulkner	England	78	78	-	-	
101	Bernard Firkins	UK	75	81	-	-	
101	Bryon Hutchinson	UK	79	77	-	-	
101	Derek Nash	UK	77	79	-	-	
101	Andrew Phillips	UK	74	82	-	-	
101	Syd Scott	UK	81	75	-	-	
101	Bob Sweeny Jr (A)	USA	81	75	-	-	
101	David Talbot	UK	74	82	-	-	
110	Geoffrey Hunt	UK	79	78	-	-	
110	Martin Roesink	Netherlands	75	82	-	-	
110	Donald Smart	UK	78	79	-	-	
113	Norman Sutton	UK	79	79	-	-	
113	Roy Van Wezel	South Africa	81	77	-	-	
115	Marshall Douglas	UK	75	84	-	-	
115	Frank Hill	UK	82	77	-	-	
115	Sean Hunt	UK	77	82	-	-	
118	Carlo Grappasonni	Italy	77	83	-	-	
118	Keith MacDonald	UK	76	84	-	-	
118	Tony Rice	Zambia	79	81	-	-	
121	Michael Bonallack (A)	UK	84	77	-	-	
121	Harry Broadbent (A)	UK	80	81	-	-	
121	Bobby Cole	South Africa	82	79	-	-	
121	Craig DeFoy	UK	82	79	-	-	
121	Sookdeo Maharaj	Trinidad & Tobago	82	79	-	-	
126	John Dauthieu	UK	83	79	-	-	
126	David Miller	UK	80	82	-	-	
128	Jim Large	UK	81	88	-	-	
128	P. Leslie	UK	83	86	-	-	
130	Gordon Cosh (A)	UK	91	83	-	-	



1966 – Muirfield

Date: 6-9 July 1966
 Champion: **Jack Nicklaus**
 Total: 282
 Total score relative to par: -2
 Round Scores: 70 67 75 70
 Total Purse: £15,000
 First Prize: £2,100
 Runner Up: **Doug Sanders, Dave Thomas**
 Silver Medal (amateur): **Ronnie Shade**
 Field: 130
 Cut/No. who advanced 36 holes: 150/64

Leader each round
 Round 1: **Jimmy Hitchcock, Jack Nicklaus 70**
 Round 2: **Jack Nicklaus 137**
 Round 3: **Phil Rodgers 210**

Low score for each round
 Round 1: **70 Jimmy Hitchcock, Jack Nicklaus**
 Round 2: **65 Peter Butler**
 Round 3: **69 Dave Thomas, Dave Marr, Peter Thomson, Arnold Palmer**
 Final Round: **69 Dave Thomas, Gary Player**

POS	PLAYER	COUNTRY	R1	R2	R3	R4	TOTAL	POS	PLAYER	COUNTRY	R1	R2	R3	R4	TOTAL	POS	PLAYER	COUNTRY	R1	R2	R3	R4	TOTAL
1	Jack Nicklaus	USA	70	67	75	70	282	43	Hedley Muscroft	UK	73	75	79	75	302	89	Brian Barnes	Scotland	77	78	-	-	-
2	Doug Sanders	USA	71	70	72	70	283	43	Bobby Walker	UK	74	72	76	80	302	89	Mario Gonzalez	Brazil	79	76	-	-	-
2	Dave Thomas	UK	72	73	69	69	283	47	Malcolm Gregson	UK	79	71	74	79	303	89	Peter Green	UK	78	77	-	-	-
4	Bruce Devlin	Australia	73	69	74	70	286	47	Eric Lester	UK	74	76	74	79	303	89	Fred Haas	USA	75	80	-	-	-
4	Kel Nagle	Australia	72	68	76	70	286	47	George Low	UK	75	72	79	77	303	89	Ian MacDonald	UK	78	77	-	-	-
4	Gary Player	South Africa	72	74	71	69	286	50	Gordon Cunningham	UK	75	75	76	79	305	89	Russell Meek	UK	76	79	-	-	-
4	Phil Rodgers	USA	74	66	70	76	286	50	John Panton	UK	78	72	81	74	305	89	W.D. Smith (A)	UK	79	76	-	-	-
8	Dave Marr	USA	73	76	69	70	288	52	Craig DeFoy	UK	76	73	79	78	306	96	Maurice Bembridge	UK	77	79	-	-	-
8	Sebastian Miguel	Spain	74	72	70	72	288	52	David Miller	UK	73	77	78	78	306	96	D. Canonica	Italy	80	76	-	-	-
8	Arnold Palmer	USA	73	72	69	74	288	52	Frank Rennie	UK	74	75	81	76	306	96	Neil Coles	England	79	77	-	-	-
8	Peter Thomson	Australia	73	75	69	71	288	55	Reg Knight	UK	77	73	77	80	307	96	Johnny Johnson	UK	73	83	-	-	-
12	Dick Sikes	USA	73	72	73	72	290	55	Lionel Platts	UK	74	74	78	81	307	100	Marshall Douglas	UK	78	79	-	-	-
13	Harold Henning	South Africa	71	69	75	76	291	55	Sandy Wilson	UK	76	74	76	81	307	100	W.C.A. Hancock	UK	78	79	-	-	-
13	Christy O'Connor Sr	Rep. of Ire.	73	72	74	72	291	58	Tony Coop	UK	74	76	79	79	308	100	G. MacKay	UK	76	81	-	-	-
15	Julius Boros	USA	73	71	76	72	292	59	Tony Grubb	UK	79	70	84	76	309	100	J. Stirling	UK	81	76	-	-	-
16	Peter Butler	UK	73	65	80	75	293	60	John Carter	UK	72	77	85	77	311	100	C.B. Thomson	UK	82	75	-	-	-
16	Alex Caygill	UK	72	71	73	77	293	60	Bill Hector	UK	76	72	78	85	311	105	J.D. Dunlop	UK	83	75	-	-	-
16	Jimmy Hitchcock	UK	70	77	74	72	293	62	Lew Taylor	UK	77	71	78	87	313	105	Bernard Hunt	UK	77	81	-	-	-
16	Ronnie Shade (A)	UK	71	70	75	77	293	63	Iain Clark	UK	77	70	86	82	315	105	Malcolm Leeder	UK	82	76	-	-	-
20	Peter Alliss	UK	74	72	75	73	294	64	Harry Weetman	UK	74	74	85	Wd	-	105	A. Robertson	UK	78	80	-	-	-
20	Roberto de Vicenzo	Argentina	74	72	71	77	294	65	Clive Clark	UK	75	76	-	-	-	105	G.J. Wilson	UK	78	80	-	-	-
20	Doug Sewell	UK	76	69	74	75	294	65	Norman Drew	UK	76	75	-	-	-	110	R.B. Anderson	UK	80	79	-	-	-
23	Eric Brown	UK	78	72	71	74	295	65	D.L. Melville	UK	74	77	-	-	-	110	Ken Bousfield	UK	83	76	-	-	-
23	Peter Townsend (A)	UK	73	75	72	75	295	68	Alberto Croce	Italy	75	77	-	-	-	110	Aldo Casera	Italy	78	81	-	-	-
23	George Will	UK	74	75	73	73	295	68	M. Henderson	UK	77	75	-	-	-	110	George Evans	UK	82	77	-	-	-
26	Keith MacDonald	UK	75	74	70	77	296	68	Tommy Horton	England	76	76	-	-	-	110	H.J. Horenz	Switzerland	78	81	-	-	-
27	Michael Bonallack (A)	UK	73	76	75	73	297	68	Ernie Jones	UK	75	77	-	-	-	110	Vivian Law	UK	81	78	-	-	-
27	Dennis Hutchinson	South Africa	74	73	73	77	297	68	Eddie Large	UK	76	76	-	-	-	110	W. Lyle	UK	74	85	-	-	-
27	Bobby Stanton	Australia	73	72	73	79	297	68	Cobie Legrange	South Africa	75	77	-	-	-	110	John MacDonald	UK	76	83	-	-	-
30	Fred Boobyer	UK	72	76	77	73	298	68	Finlay Morris	UK	78	74	-	-	-	110	Norman Sutton	UK	77	82	-	-	-
30	Bobby Cole (A)	South Africa	73	75	73	77	298	75	Hugh Boyle	Rep. of Ire.	76	77	-	-	-	119	Brian Allen	UK	82	78	-	-	-
30	Christy Greene	Rep. of Ire.	72	76	76	74	298	75	Derek Craik	UK	77	76	-	-	-	120	Nick Job	UK	81	80	-	-	-
30	Allan Henning	South Africa	73	73	74	78	298	75	Max Faulkner	England	82	71	-	-	-	121	Doug Beattie	UK	79	83	-	-	-
30	Tony Jacklin	England	74	76	72	76	298	75	Mike Hoyle	UK	78	75	-	-	-	121	W.R. Patterson	UK	73	89	-	-	-
30	Tony Lema	USA	71	76	76	75	298	75	D. Lewis	UK	76	77	-	-	-	123	Geoff Donald	Australia	82	81	-	-	-
36	Dai Rees	UK	75	72	77	75	299	75	Hugh Lewis	UK	78	75	-	-	-	124	Bob Falkenberg (A)	Brazil	82	82	-	-	-
37	Roberto Bernardini	Italy	76	73	73	78	300	75	Derek Nash	UK	74	79	-	-	-	124	Adrian Sadler	UK	83	81	-	-	-
37	Bob Charles	New Zealand	74	74	77	75	300	82	Alex Fox	UK	74	80	-	-	-	126	W.J. Henderson	UK	83	82	-	-	-
37	Barry Franklin	South Africa	77	72	79	72	300	82	Bill Large	UK	78	76	-	-	-	127	Robin Davenport	UK	94	72	-	-	-
37	David Snell	UK	73	75	76	76	300	82	Jimmy Martin	UK	79	75	-	-	-	127	B.W. Patterson	UK	81	85	-	-	-
37	Guy Wolstenholme	UK	73	76	73	78	300	82	Dudley Millensted (A)	UK	76	78	-	-	-	129	A.B. Simmonds	UK	84	83	-	-	-
42	Cyril Pennington	UK	74	75	76	76	301	82	Stuart Murray	UK	77	77	-	-	-	130	G. Christie	UK	86	82	-	-	-
43	Jock Burns	UK	76	73	76	77	302	82	David Talbot	UK	77	77	-	-	-								
43	Brian Huggett	UK	76	73	80	73	302	82	Jack Wilkshire	UK	78	76	-	-	-								



1965 – Royal Birkdale

Date: 7-9 July 1965

Champion: **Peter Thomson**

Total: **285**

Total score relative to par: **-7**

Round Scores: **74 68 72 71**

Total Purse: **£10,000**

First Prize: **£1,750**

Runner Up: **Brian Huggett,**

Christy O'Connor Sr

Silver Medal (amateur): **Michael Burgess**

Field: **130**

Cut/No. who advanced 36 holes: **149/50**

Leader each round

Round 1: **Tony Lema 68**

Round 2: **Bruce Devlin, Tony Lema 140**

Round 3: **Peter Thomson 214**


Low score for each round

Round 1: **68 Tony Lema**

Round 2: **68 Peter Thomson, Brian Huggett**

Round 3: **70 Bernard Hunt**

Final Round: **70 Brian Huggett, John Panton, Neil Coles**



POS	PLAYER	COUNTRY	R1	R2	R3	R4	TOTAL
1	Peter Thomson	Australia	74	68	72	71	285
2	Brian Huggett	UK	73	68	76	70	287
2	Christy O'Connor Sr	Rep. of Ire.	69	73	74	71	287
4	Roberto de Vincenzo	Argentina	74	69	73	72	288
5	Bernard Hunt	UK	74	74	70	71	289
5	Tony Lema	USA	68	72	75	74	289
5	Kel Nagle	Australia	74	70	73	72	289
8	Bruce Devlin	Australia	71	69	75	75	290
8	Sebastian Miguel	Spain	72	73	72	73	290
10	Max Faulkner	England	74	72	74	73	293
10	John Panton	UK	74	74	75	70	293
12	Hugh Boyle	Rep. of Ire.	73	69	76	76	294
12	Neil Coles	England	73	74	77	70	294
12	Jack Nicklaus	USA	73	71	77	73	294
12	Lionel Platts	UK	72	72	73	77	294
16	Arnold Palmer	USA	70	71	75	79	295
17	Eric Brown	UK	72	70	77	77	296
17	Tommy Horton	England	75	73	76	72	296
17	Cobie Legrange	South Africa	76	73	75	72	296
17	Guy Wolstenholme	UK	72	75	77	72	296
21	Brian Bamford	UK	72	76	74	75	297
21	Christy Greene	Rep. of Ire.	72	77	74	74	297
21	Dennis Hutchinson	South Africa	74	72	76	75	297
21	George Will	UK	75	69	74	79	297
25	Fred Boobyer	UK	74	73	73	78	298
25	Tony Jacklin	England	75	73	73	77	298
25	Doug Sewell	UK	72	75	74	77	298
25	Ramon Sota	Spain	75	70	78	75	298
29	Michael Burgess (A)	UK	74	73	78	74	299
29	Harry Weetman	UK	76	69	80	74	299
31	Tony Coop	UK	78	71	78	74	301
31	Bill Large	UK	76	73	74	78	301
33	Doug Beattie	UK	73	74	76	79	302
33	Michael Bonallack (A)	UK	75	72	79	76	302
33	Joe Carr (A)	Rep. of Ire.	70	72	81	79	302
33	David Miller	UK	77	70	76	79	302
37	Bill Hector	UK	76	70	79	78	303
37	George Low	UK	74	75	77	77	303
39	Dave Thomas	UK	73	73	78	80	304
40	Terry Dill	USA	75	72	79	79	305
40	Antonio Gallardo	Spain	77	71	80	77	305
40	Ronnie Mandeville	UK	72	76	77	80	305
40	David Talbot	UK	75	72	76	82	305
44	Gordon Cunningham	UK	74	75	79	78	306

POS	PLAYER	COUNTRY	R1	R2	R3	R4	TOTAL
44	Jimmy McAllister	UK	72	75	77	82	306
46	Ross Newdick	New Zealand	75	72	80	80	307
47	Peter Alliss	UK	73	73	82	80	308
47	Barry Franklin	South Africa	77	70	84	77	308
49	Jimmy Hitchcock	UK	75	74	85	76	310
50	Gary Player	South Africa	76	71	79	Wd	
51	Grant Aitken	UK	75	75	-	-	
51	Clive Clark (A)	UK	74	76	-	-	
51	Peter Green	UK	75	75	-	-	
51	Mike Hoyle	UK	78	72	-	-	
51	John MacDonald	UK	73	77	-	-	
51	G.R. Maisey	UK	78	72	-	-	
51	George Parton	UK	76	74	-	-	
51	Phil Rodgers	USA	75	75	-	-	
51	Sam Snead	USA	74	76	-	-	
51	Ross Whitehead	UK	79	71	-	-	
61	Alex Caygill	UK	76	75	-	-	
61	Bob Charles	New Zealand	78	73	-	-	
61	Barry Davies	UK	80	71	-	-	
61	Robert Halsall	UK	75	76	-	-	
61	Ernie Jones	UK	75	76	-	-	
61	Eddie Large	UK	78	73	-	-	
61	Stuart Murray	UK	74	77	-	-	
61	David Snell	UK	80	71	-	-	
69	Brian Barnes	Scotland	76	76	-	-	
69	Derek Craik	UK	77	75	-	-	
69	Douglas Dalziel	UK	79	73	-	-	
69	Richard Davies	UK	77	75	-	-	
69	Norman Drew	UK	77	75	-	-	
69	Malcolm Gregson	UK	77	75	-	-	
69	Tony Grubb	UK	76	76	-	-	
69	J.M. Hadlock (A)	USA	77	75	-	-	
69	Bryon Hutchinson	UK	76	76	-	-	
69	Ronnie Shade (A)	UK	74	78	-	-	
79	Roger Fidler	UK	80	73	-	-	
79	Rodney Foster (A)	UK	78	75	-	-	
79	Jean Garaialde	France	79	74	-	-	
79	J. Hayes	South Africa	77	76	-	-	
79	Jimmy Hume	UK	76	77	-	-	
79	David Marsh (A)	UK	75	78	-	-	
79	Jimmy Martin	UK	74	79	-	-	
79	Alex Mitchell	UK	78	75	-	-	
79	Ralph Moffitt	UK	76	77	-	-	
88	Peter Butler	UK	77	77	-	-	

POS	PLAYER	COUNTRY	R1	R2	R3	R4	TOTAL
88	John Carter	UK	76	78	-	-	
88	John Glover (A)	UK	75	79	-	-	
88	M.E. Hill	UK	77	77	-	-	
88	Dai Rees	UK	75	79	-	-	
93	S.G. Birtwell (A)	UK	79	76	-	-	
93	Harry Bradshaw	Rep. of Ire.	78	77	-	-	
93	M. Busk	UK	76	79	-	-	
93	Tony Fisher	UK	79	76	-	-	
93	A. Moore	UK	76	79	-	-	
93	Hedley Muscroft	UK	75	80	-	-	
99	John Frew	UK	79	77	-	-	
99	Edward Lithgo	UK	80	76	-	-	
99	Doug Sanders	USA	78	78	-	-	
99	Jack Sharkey	UK	77	79	-	-	
99	Ian Smith	UK	74	82	-	-	
99	Sandy Wilson	UK	80	76	-	-	
105	Brian Allen	UK	81	76	-	-	
105	T. Gardner	UK	76	81	-	-	
105	Geoffrey Hunt	UK	77	80	-	-	
105	Keith MacDonald	UK	79	78	-	-	
105	Sookdeo Maharaj	Trinidad & Tobago	80	77	-	-	
105	Angel Miguel	Spain	80	77	-	-	
105	Charlie Ward	UK	81	76	-	-	
105	Innes Wright	UK	76	81	-	-	
113	G.F. Child	UK	81	78	-	-	
113	Frank Hill	UK	83	76	-	-	
115	Vivian Law	UK	77	83	-	-	
115	Syd Scott	UK	79	81	-	-	
117	C. Amm	South Africa	86	75	-	-	
117	W.W. Evans	UK	79	82	-	-	
117	G. Gledhill	UK	80	81	-	-	
117	B.C. Richards (A)	USA	79	82	-	-	
117	Keith Warren	UK	81	80	-	-	
122	Geoff Marks (A)	UK	80	83	-	-	
122	L.G. McCandlish (A)	UK	80	83	-	-	
122	K. Morrison	UK	77	86	-	-	
125	John Dauthieu	UK	87	80	-	-	
125	P. Higgins	UK	87	80	-	-	
127	M.A. Ibberson	UK	82	86	-	-	
128	J.T. Brown	UK	84	Wd	-	-	
128	Robin Davenport	UK	82	NR	-	-	
128	D.L. Melville	UK	76	NR	-	-	





1964 – St Andrews

Date: 8-10 July 1964

Champion: Tony Lema

Total: 279

Total score relative to par: -9

Round Scores: 73 68 68 70

Total Purse: £8,500

First Prize: £1,500

Runner Up: Jack Nicklaus

Field: 120

Cut/No. who advanced 36 holes: 153/45

Leader each round

Round 1: Jean Garaialde, Christy O'Connor Sr 71

Round 2: Tony Lema 141

Round 3: Tony Lema 209


Low score for each round

Round 1: 71 Christy O'Connor Sr, Jean Garaialde

Round 2: 68 Tony Lema

Round 3: 66 Jack Nicklaus

Final Round: 67 Roberto de Vicenzo



POS	PLAYER	COUNTRY	R1	R2	R3	R4	TOTAL
1	Tony Lema	USA	73	68	68	70	279
2	Jack Nicklaus	USA	76	74	66	68	284
3	Roberto de Vicenzo	Argentina	76	72	70	67	285
4	Bernard Hunt	UK	73	74	70	70	287
5	Bruce Devlin	Australia	72	72	73	73	290
6	Christy O'Connor Sr	Rep. of Ire.	71	73	74	73	291
6	Harry Weetman	UK	72	71	75	73	291
8	Harold Henning	South Africa	78	73	71	70	292
8	Angel Miguel	Spain	73	76	72	71	292
8	Gary Player	South Africa	78	71	73	70	292
11	Doug Sanders	USA	78	73	74	68	293
12	Frank Phillips	Australia	77	75	72	70	294
13	Jean Garaialde	France	71	74	79	72	296
13	Christy Greene	Rep. of Ire.	74	76	73	73	296
13	Ralph Moffitt	UK	76	72	74	74	296
13	Dave Thomas	UK	75	74	75	72	296
17	Alex Caygill	UK	77	74	71	75	297
17	Bob Charles	New Zealand	79	71	69	78	297
19	Malcolm Gregson	UK	78	70	74	76	298
19	John MacDonald	UK	78	74	74	72	298
19	Alan Murray	Australia	77	73	76	72	298
19	Phil Rodgers	USA	74	79	74	71	298
19	Syd Scott	UK	75	74	73	76	298
24	Tony Coop	UK	75	72	76	76	299
24	Doug Ford	USA	75	76	76	72	299
24	Liang Huan Lu	Taiwan	76	71	78	74	299
24	Jimmy Martin	UK	74	72	79	74	299
24	Peter Thomson	Australia	79	73	72	75	299
29	George Will	UK	74	79	71	76	300
30	Peter Butler	UK	78	75	74	74	301
30	Goffrey Hunt	UK	77	75	74	75	301
30	Ramon Sota	Spain	77	74	74	76	301
33	Stuart Davies	South Africa	74	77	71	80	302
34	Dennis Hutchinson	South Africa	77	74	77	75	303
34	Michael Murphy	Rep. of Ire.	76	74	76	77	303
34	John Panton	UK	78	74	77	74	303
34	Brian Wilkes	South Africa	77	76	74	76	303
38	Max Faulkner	England	73	73	80	78	304
38	Dai Rees	UK	76	77	77	74	304
40	Brian Allen	UK	78	75	73	79	305

POS	PLAYER	COUNTRY	R1	R2	R3	R4	TOTAL
40	Norman Drew	UK	76	76	79	74	305
40	Stuart Murray	UK	80	73	78	74	305
40	Len Thomas	Australia	76	75	82	72	305
44	Malcolm Leeder	UK	77	76	75	80	308
45	Kel Nagle	Australia	77	76	80	80	313
46	Hugh Boyle	Rep. of Ire.	73	81	-	-	-
46	I.D. McDonald	UK	77	77	-	-	-
46	Sewsunker Sewgolum	South Africa	78	76	-	-	-
46	Bobby Verwey	South Africa	81	73	-	-	-
50	Fred Bullock	UK	80	75	-	-	-
50	Tony Fisher	UK	80	75	-	-	-
50	Brian Huggett	UK	81	74	-	-	-
50	Ernie Jones	UK	77	78	-	-	-
50	Keith MacDonald	UK	75	80	-	-	-
50	Lionel Platts	UK	82	73	-	-	-
56	Laurie Ayton Jr	UK	81	75	-	-	-
56	E.A. Ball	Australia	79	77	-	-	-
56	Brian Bamford	UK	83	73	-	-	-
56	Eric Brown	UK	80	76	-	-	-
56	Gordon Cunningham	UK	77	79	-	-	-
56	Tony Grubb	UK	83	73	-	-	-
56	Tom Haliburton	UK	80	76	-	-	-
56	Hugh Lewis	UK	81	75	-	-	-
56	Bobby Locke	South Africa	78	78	-	-	-
56	Ross Newdick	New Zealand	83	73	-	-	-
56	David Snell	UK	81	75	-	-	-
56	Bobby Walker	UK	80	76	-	-	-
68	Deane Beman (A)	USA	82	75	-	-	-
68	Michael Bonallack (A)	UK	79	78	-	-	-
68	Joe Carr (A)	Rep. of Ire.	82	75	-	-	-
68	Mike Hoyle	UK	86	71	-	-	-
68	Bill Large	UK	84	73	-	-	-
68	D. Lewis	UK	80	77	-	-	-
68	Cyril Pennington	UK	80	77	-	-	-
68	Doug Sewell	UK	77	80	-	-	-
68	Donald Smart	UK	85	72	-	-	-
77	Peter Alliss	UK	83	75	-	-	-
77	Ken Bousfield	UK	83	75	-	-	-
77	J.T. Brown	UK	80	78	-	-	-
77	J.D. Dunlop	UK	77	81	-	-	-

POS	PLAYER	COUNTRY	R1	R2	R3	R4	TOTAL
77	Barry Franklin	South Africa	80	78	-	-	-
77	Jimmy Hitchcock	UK	78	80	-	-	-
77	B. Johnstone	USA	77	81	-	-	-
77	P. Lee	UK	83	75	-	-	-
77	Derek Nash	UK	81	77	-	-	-
86	Harry Bradshaw	Rep. of Ire.	81	78	-	-	-
86	Johnny Bulla	USA	78	81	-	-	-
86	Sebastian Miguel	Spain	84	75	-	-	-
86	Brian Waites	England	80	79	-	-	-
86	Terry Westbrook	South Africa	78	81	-	-	-
91	David Butler	UK	78	82	-	-	-
91	Clive Clark (A)	UK	80	80	-	-	-
91	A. Moore	UK	82	78	-	-	-
91	E. Nari	Argentina	81	79	-	-	-
95	J. Hayes	South Africa	84	77	-	-	-
95	John Jacobs	England	83	78	-	-	-
95	G.M. Rutherford (A)	UK	82	79	-	-	-
95	Sandy Saddler (A)	UK	82	79	-	-	-
99	Bill Hector	UK	83	79	-	-	-
99	Eddie Large	UK	85	77	-	-	-
99	J.S. More	UK	79	83	-	-	-
99	K. Morrison	UK	82	80	-	-	-
99	Guy Wolstenholme	UK	82	80	-	-	-
104	F. Gonzales	Spain	81	82	-	-	-
104	Cobie LeGrange	South Africa	87	76	-	-	-
104	J.A. Little	UK	80	83	-	-	-
107	Neil Coles	England	83	81	-	-	-
107	Derek Craik	UK	83	81	-	-	-
107	Peter Green	UK	80	84	-	-	-
107	Alex King	UK	88	76	-	-	-
111	Ronnie Shade (A)	UK	86	79	-	-	-
112	Ian Connelly	UK	85	81	-	-	-
112	Hedley Muscroft	UK	86	80	-	-	-
112	R.M. Smith	UK	82	84	-	-	-
115	S. Moulard	UK	85	82	-	-	-
116	Jack Hargreaves	UK	85	83	-	-	-
116	William McHardy	UK	87	81	-	-	-
118	Alistair Low (A)	UK	90	79	-	-	-
118	J.C. Richardson	UK	90	79	-	-	-
120	I. Johnstone	UK	89	85	-	-	-

Tony Lema sweeps to victory

Tony Lema's victory in the 1964 Open at St Andrews was remarkable in many ways. He had never before visited Britain and never previously experienced links golf.

He arrived only 36 hours prior to The Open and was only able to play nine holes in practice, walking the rest of the Old Course. Yet he became the seventh player to win The Open on debut and by no less than five strokes from Jack Nicklaus.

Affectionately known as "Champagne Tony", Lema had won four times in 1964, including three times in the previous four weeks, prior to arriving in Scotland. Arnold Palmer had not travelled over so he suggested Lema use the caddie Palmer employed for his four previous Open visits. Lema credited Tip Anderson with 51 per cent of his victory and followed his instructions on club and line to the letter. "It was amazing how often he put the right club in my hand," he said.

A 68 in the second round put Lema into the lead and another in the third round, when he

was six under for the last 12 holes, put him seven ahead of Nicklaus, who returned a 66. Nicklaus again put the pressure on in the final round, going out in 32, but after a bogey at the fourth, Lema made three birdies in five holes to end the front nine. A 70 gave him a total of 279, with Nicklaus closing with a 68 and Roberto de Vincenzo a 67 to take third place. A wonderful chip-and-run through the Valley of Sin to three feet for a closing birdie showed just how well Lema had adapted to the links game. He would play in The Open only two more times before he was killed in a plane crash aged 32 in 1966.





1963 – Royal Lytham & St Annes

Date: 10-12 July 1963

Champion: **Bob Charles**

Total: 277

Total score relative to par: -3

Round Scores: 68 72 66 71

Total Purse: £8,500

First Prize: £1,500

Runner Up: **Phil Rodgers**

Field: 119

Cut/No. who advanced 36 holes: 149/47

Leader each round

Round 1: **Phil Rodgers, Peter Thomson 67**

Round 2: **Phil Rodgers 135**

Round 3: **Bob Charles 206**


Low score for each round

Round 1: **67 Phil Rodgers, Peter Thomson**

Round 2: **67 Jack Nicklaus**

Round 3: **66 Bob Charles**

Final Round: **68 Christy O'Connor Sr**



POS	PLAYER	COUNTRY	R1	R2	R3	R4	TOTAL
1	Bob Charles	New Zealand	68	72	66	71	277
2	Phil Rodgers	USA	67	68	73	69	277
3	Jack Nicklaus	USA	71	67	70	70	278
4	Kel Nagle	Australia	69	70	73	71	283
5	Peter Thomson	Australia	67	69	71	78	285
6	Christy O'Connor Sr	Rep.of Ire.	74	68	76	68	286
7	Gary Player	South Africa	75	70	72	70	287
7	Ramon Sota	Spain	69	73	73	72	287
9	Jean Garaialde	France	72	69	72	75	288
9	Sebastian Miguel	Spain	73	69	73	73	288
11	Bernard Hunt	UK	72	71	73	73	289
11	Alex King	UK	71	73	73	72	289
13	Sewsunker Sewgolum	South Africa	71	74	73	72	290
14	Brian Allen	UK	75	71	71	74	291
14	Brian Huggett	UK	73	74	70	74	291
14	Hugh Lewis	UK	71	77	69	74	291
14	Ian MacDonald	UK	71	71	74	75	291
18	Peter Alliss	UK	74	71	77	70	292
18	Frank Phillips	Australia	70	73	75	74	292
20	Neil Coles	England	73	75	72	73	293
20	Max Faulkner	England	77	71	71	74	293
20	Harold Henning	South Africa	76	68	71	78	293
20	Malcolm Leeder	UK	76	73	74	70	293
20	John MacDonald	UK	73	75	75	70	293
20	Brian Wilkes	South Africa	70	77	74	72	293
26	Jimmy Hitchcock	UK	75	73	70	76	294
26	Arnold Palmer	USA	76	71	71	76	294
26	Doug Sewell	UK	75	72	73	74	294
26	Dave Thomas	UK	74	74	75	71	294
30	Ken Bousfield	UK	73	75	71	76	295
30	Tom Haliburton	UK	68	73	77	77	295
30	Tony Jacklin	England	73	72	76	74	295
33	Bruce Devlin	Australia	75	70	75	76	296
33	Dennis Hutchinson	South Africa	74	71	74	77	296
33	Eddie Large	UK	78	71	76	71	296
36	Fred Boobyer	UK	76	70	74	77	297
36	Stuart Davies	South Africa	76	69	79	73	297
36	Walter Godfrey	New Zealand	75	74	75	73	297
39	Tony Grubb	UK	77	72	74	75	298
39	Geoffrey Hunt	UK	71	76	75	76	298

POS	PLAYER	COUNTRY	R1	R2	R3	R4	TOTAL
39	Lionel Platts	UK	74	75	78	71	298
42	A. Moore	UK	72	74	75	78	299
42	Dai Rees	UK	72	77	75	75	299
44	Donald Swaelens	Belgium	70	75	77	78	300
45	Bobby Walker	UK	75	73	75	78	301
46	Fred Bullock	UK	75	74	82	74	305
46	Hedley Muscroft	UK	72	77	81	75	305
48	David Beard	UK	81	69	-	-	-
48	Hugh Boyle	Rep.of Ire.	75	75	-	-	-
48	J.H. Ellis	UK	72	78	-	-	-
48	Allan Gillies	UK	73	77	-	-	-
48	John Jacobs	England	77	73	-	-	-
48	Bill Large	UK	76	74	-	-	-
48	Doug Sanders	USA	75	75	-	-	-
48	Syd Scott	UK	75	75	-	-	-
48	Jack Wilshire	UK	74	76	-	-	-
48	George Will	UK	75	75	-	-	-
48	Guy Wolstenholme	UK	76	74	-	-	-
59	Peter Butler	UK	75	76	-	-	-
59	Alex Caygill	UK	74	77	-	-	-
59	Jim Henderson	UK	76	75	-	-	-
59	Jack Isaacs	USA	76	75	-	-	-
59	Jimmy Martin	UK	76	75	-	-	-
59	Frank Miller	UK	74	77	-	-	-
59	B. Pamford	UK	76	75	-	-	-
59	David Snell	UK	76	75	-	-	-
59	Harry Weetman	UK	76	75	-	-	-
59	M. Wolveridge	USA	79	72	-	-	-
69	Harry Bradshaw	Rep.of Ire.	79	73	-	-	-
69	Gordon Cunningham	UK	79	73	-	-	-
69	Jack Hargreaves	UK	74	78	-	-	-
69	J.R. Hood (A)	Australia	79	73	-	-	-
69	Bobby Locke	South Africa	80	72	-	-	-
69	Nicholas Lynch	UK	74	78	-	-	-
69	Ralph Moffitt	UK	77	75	-	-	-
69	Sandy Saddler (A)	UK	76	76	-	-	-
69	Trevor Wilkes	South Africa	79	73	-	-	-
78	David Miller	UK	74	79	-	-	-
78	John Panton	UK	77	76	-	-	-
78	Denis Scanlan	UK	73	80	-	-	-

POS	PLAYER	COUNTRY	R1	R2	R3	R4	TOTAL
81	Norman Drew	UK	79	75	-	-	-
81	Tony Fisher	UK	76	78	-	-	-
81	Christy Greene	Rep.of Ire.	74	80	-	-	-
81	Arthur Lees	UK	75	79	-	-	-
81	G.R. Maisey	UK	81	73	-	-	-
81	Cherif El Sayed	Egypt	76	78	-	-	-
81	Gordon Weston	UK	78	76	-	-	-
88	Eric Brown	UK	76	79	-	-	-
88	Joe Carr (A)	Rep.of Ire.	78	77	-	-	-
88	Simon Fogarty	UK	82	73	-	-	-
88	Roger Foreman	UK	81	74	-	-	-
88	George Parton	UK	78	77	-	-	-
93	Alan Brookes	South Africa	82	74	-	-	-
93	Dick Burton	England	83	73	-	-	-
93	Bryon Hutchinson	UK	78	78	-	-	-
93	B. Marshall	USA	79	77	-	-	-
93	J. McAlister	UK	85	71	-	-	-
93	D.G. Neech (A)	UK	77	79	-	-	-
93	G.M. Rutherford (A)	UK	78	78	-	-	-
100	Ross Whitehead	UK	80	77	-	-	-
101	Herman Barron	USA	75	83	-	-	-
101	Norman Johnson	UK	80	78	-	-	-
101	Eric Lester	UK	77	81	-	-	-
101	Jack Sharkey	UK	80	78	-	-	-
105	Grant Aitken	UK	75	84	-	-	-
105	Michael Bonallack (A)	UK	80	79	-	-	-
105	C.C. Bowman (A)	UK	78	81	-	-	-
105	C. Findlay	UK	78	81	-	-	-
105	Maurice Moir	UK	79	80	-	-	-
105	Cyril Pennington	UK	80	79	-	-	-
111	M. Birkett	UK	79	81	-	-	-
111	Barry Davies	UK	82	78	-	-	-
111	W.C.A. Hancock	UK	77	83	-	-	-
114	Colin Coles	UK	76	85	-	-	-
114	Brian Stockdale (A)	UK	82	79	-	-	-
116	N.R. MacDonald	UK	81	81	-	-	-
116	Thomas Spence	UK	82	80	-	-	-
118	Norman Sutton	UK	82	81	-	-	-
119	Ian Smith	UK	79	85	-	-	-



1962 – Royal Troon

Date: **11-13 July 1962**
 Champion: **Arnold Palmer**
 Total: **276**
 Round Scores: **71 69 67 69**
 Total Purse: **£8,500**
 First Prize: **£1,400**
 Runner Up: **Kel Nagle**
 Silver Medal (amateur): **Charles Green**
 Field: **119**
 Cut/No. who advanced 36 holes: **152/39**

Leader each round
 Round 1: **Keith MacDonald 69**
 Round 2: **Arnold Palmer 140**
 Round 3: **Arnold Palmer 207**

Low score for each round
 Round 1: **69 Keith MacDonald**
 Round 2: **69 Arnold Palmer, Peter Alliss**
 Round 3: **67 Arnold Palmer**
 Final Round: **68 Syd Scott**

POS	PLAYER	COUNTRY	R1	R2	R3	R4	TOTAL
1	Arnold Palmer	USA	71	69	67	69	276
2	Kel Nagle	Australia	71	71	70	70	282
3	Brian Huggett	UK	75	71	74	69	289
3	Phil Rodgers	USA	75	70	72	72	289
5	Bob Charles	New Zealand	75	70	70	75	290
6	Sam Snead	USA	76	73	72	71	292
6	Peter Thomson	Australia	70	77	75	70	292
8	Peter Alliss	UK	77	69	74	73	293
8	Dave Thomas	UK	77	70	71	75	293
10	Syd Scott	UK	77	74	75	68	294
11	Ralph Moffitt	UK	75	70	74	76	295
12	Jean Garaialde	France	76	73	76	71	296
12	Sebastian Miguel	Spain	72	79	73	72	296
12	Harry Weetman	UK	75	73	73	75	296
12	Ross Whitehead	UK	74	75	72	75	296
16	Roger Foreman	UK	77	73	72	75	297
16	Bernard Hunt	UK	74	75	75	73	297
16	Dennis Hutchinson	South Africa	78	73	76	70	297
16	Jimmy Martin	UK	73	72	76	76	297
16	Christy O'Connor Sr	Rep. of Ire.	74	78	73	72	297
16	John Panton	UK	74	73	79	71	297
22	Tony Coop	UK	76	75	75	72	298
23	Donald Swaelens	Belgium	72	79	74	74	299
24	Brian Bamford	UK	77	73	74	76	300
24	Lionel Platts	UK	76	75	78	71	300
24	Guy Wolstenholme	UK	78	74	76	72	300
27	Hugh Boyle	Rep. of Ire.	73	78	74	76	301
27	Keith MacDonald	UK	69	77	76	79	301
29	George Low	UK	77	75	77	73	302
30	Harry Bradshaw	Rep. of Ire.	72	75	81	75	303
30	Harold Henning	South Africa	74	73	79	77	303
30	Jimmy Hitchcock	UK	78	74	72	79	303
33	Doug Beattie	UK	72	75	79	78	304
34	Eric Brown	UK	74	78	79	74	305
34	Jack Nicklaus	USA	80	72	74	79	305
36	Johnny Johnson	UK	76	74	81	76	307
37	Don Essig	USA	76	72	79	81	308
37	Charles Green (A)	UK	76	75	81	76	308
39	David Miller	UK	76	74	81	78	309
40	David Beard	UK	80	73	-	-	-

POS	PLAYER	COUNTRY	R1	R2	R3	R4	TOTAL
40	John Cannon (A)	UK	75	78	-	-	-
40	Joe Carr (A)	Rep. of Ire.	77	76	-	-	-
40	Alex Caygill	UK	76	77	-	-	-
40	Arthur Finney	South Africa	74	79	-	-	-
40	Tom Haliburton	UK	78	75	-	-	-
40	Gene Littler	USA	79	74	-	-	-
40	J.R. Moses	UK	75	78	-	-	-
40	Gary Player	South Africa	74	79	-	-	-
40	Sandy Saddler (A)	UK	76	77	-	-	-
40	A. Sinclair (A)	UK	77	76	-	-	-
40	Darrell Welsh	Australia	75	78	-	-	-
52	Ken Bousfield	UK	77	77	-	-	-
52	Peter Butler	UK	72	82	-	-	-
52	Tony Fisher	UK	79	75	-	-	-
52	Jack Isaacs	USA	76	78	-	-	-
52	John Jacobs	England	79	75	-	-	-
52	Sam King	UK	79	75	-	-	-
52	Ian MacDonald	UK	77	77	-	-	-
52	Gregor McIntosh	UK	76	78	-	-	-
52	Dai Rees	UK	75	79	-	-	-
52	J.E. Stuart (A)	UK	77	77	-	-	-
62	David Blair (A)	UK	77	78	-	-	-
62	J.K. Clark (A)	UK	75	80	-	-	-
62	W.A. Edgar (A)	Australia	77	78	-	-	-
62	T.M. Goodwin	UK	81	74	-	-	-
62	Bill Large	UK	76	79	-	-	-
62	Eric Lester	UK	80	75	-	-	-
62	Bobby Locke	South Africa	78	77	-	-	-
62	Ronnie Shade (A)	UK	81	74	-	-	-
62	David Snell	UK	77	78	-	-	-
62	George Will	UK	79	76	-	-	-
72	Martin Christmas (A)	UK	80	76	-	-	-
72	Campbell Craig	UK	80	76	-	-	-
72	Derek Craik	UK	79	77	-	-	-
72	Bruce Devlin	Australia	74	82	-	-	-
72	Norman Drew	UK	77	79	-	-	-
72	Rodney Foster (A)	UK	78	78	-	-	-
72	George Johnson	UK	79	77	-	-	-
72	Frank Miller	UK	75	81	-	-	-
72	J.S. More	UK	78	78	-	-	-

POS	PLAYER	COUNTRY	R1	R2	R3	R4	TOTAL
72	Paul Runyan	USA	79	77	-	-	-
72	Jack Sharkey	UK	77	79	-	-	-
83	Barry Davies	UK	79	78	-	-	-
83	W.W. Evans	UK	77	80	-	-	-
83	G. Gledhill	UK	77	80	-	-	-
83	Walter Lees	UK	80	77	-	-	-
83	Lew Taylor	UK	76	81	-	-	-
83	James Walker (A)	UK	80	77	-	-	-
83	Brian Wilkes	South Africa	75	82	-	-	-
90	Jaime Gallardo	Spain	79	79	-	-	-
90	Jim Henderson	UK	81	77	-	-	-
90	Malcolm Leeder	UK	76	82	-	-	-
90	Ramon Sota	Spain	78	80	-	-	-
94	W.C.A. Hancock	UK	79	80	-	-	-
94	R. Mason	UK	78	81	-	-	-
94	Cyril Pennington	UK	79	80	-	-	-
94	Charlie Ward	UK	83	76	-	-	-
98	John MacDonald	UK	78	82	-	-	-
98	Norman Von Nida	Australia	82	78	-	-	-
100	Grant Aitken	UK	83	78	-	-	-
100	M. Busk	UK	82	79	-	-	-
100	Max Faulkner	England	84	77	-	-	-
100	Bill Hector	UK	81	80	-	-	-
100	Arthur Lees	UK	78	83	-	-	-
100	I.A. MacCaskill (A)	UK	79	82	-	-	-
100	Arnold Stickley	UK	82	79	-	-	-
107	David Talbot	UK	82	80	-	-	-
107	Sandy Wilson (A)	UK	85	77	-	-	-
109	J.T. Brown	UK	81	82	-	-	-
109	J.H. Morrison (A)	UK	83	80	-	-	-
111	Roger Cotton	France	79	85	-	-	-
111	R.M. Smith	UK	79	85	-	-	-
113	D. Bethune	UK	87	78	-	-	-
113	Tony Rees	UK	80	85	-	-	-
113	Bobby Verwey	South Africa	84	81	-	-	-
116	David Bell	UK	86	82	-	-	-
117	Jack Hargreaves	UK	86	83	-	-	-
118	Andre Leclercq	France	83	87	-	-	-
119	Terence Lee	UK	90	84	-	-	-



1961 – Royal Birkdale

Date: 12-14 July 1961

Champion: **Arnold Palmer**

Total: **284**

Round Scores: **70 73 69 72**

Total Purse: **£8,500**

First Prize: **£1,400**

Runner Up: **Dai Rees**

Silver Medal (amateur): **Ronald White**

Field: **108**

Cut/No. who advanced 36 holes: **153/48**

Leader each round

Round 1: **Harold Henning, Kel Nagle, Dai Rees 68**

Round 2: **Harold Henning, Dai Rees 142**

Round 3: **Arnold Palmer 212**


Low score for each round

Round 1: **68 Harold Henning, Kel Nagle, Dai Rees**

Round 2: **72 Peter Thomson**

Round 3: **67 Christy O'Connor Sr**

Final Round: **68 Ken Bousfield**



The Championship was completed on Saturday 15 July due to delays caused by inclement weather

POS	PLAYER	COUNTRY	R1	R2	R3	R4	TOTAL
1	Arnold Palmer	USA	70	73	69	72	284
2	Dai Rees	UK	68	74	71	72	285
3	Neil Coles	England	70	77	69	72	288
3	Christy O'Connor Sr	Rep. of Ire.	71	77	67	73	288
5	Eric Brown	UK	73	76	70	70	289
5	Kel Nagle	Australia	68	75	75	71	289
7	Peter Thomson	Australia	75	72	70	73	290
8	Peter Alliss	UK	73	75	72	71	291
8	Ken Bousfield	UK	71	77	75	68	291
10	Harold Henning	South Africa	68	74	75	76	293
10	Syd Scott	UK	76	75	71	71	293
12	Ramon Sota	Spain	71	76	72	76	295
13	Tony Coop	UK	71	79	73	74	297
14	Norman Johnson	UK	69	80	70	79	298
14	Reg Knight	UK	71	80	73	74	298
14	Sebastian Miguel	Spain	71	80	70	77	298
14	Angel Miguel	Spain	73	79	74	72	298
18	Dennis Hutchinson	South Africa	72	80	74	73	299
18	Paul Runyan	USA	75	77	75	72	299
20	Harry Bradshaw	Rep. of Ire.	73	75	78	74	300
20	Peter Butler	UK	72	76	78	74	300
20	John Jacobs	England	71	79	76	74	300
20	Lionel Platts	UK	70	80	71	79	300
20	Dave Thomas	UK	71	77	77	75	300
25	Jean Garaialde	France	69	81	76	75	301
25	Brian Huggett	UK	72	77	75	77	301
25	Eric Lester	UK	71	77	75	78	301
25	Ralph Moffitt	UK	73	80	73	75	301
29	David Miller	UK	69	79	80	74	302
29	George Will	UK	74	75	75	78	302
31	Brian Wilkes	South Africa	72	76	77	78	303
32	Henry Cotton	England	76	77	74	77	304
32	John Panton	UK	73	78	75	78	304
32	Guy Wolstenholme	UK	72	80	77	75	304
35	Jim Henderson	UK	72	78	77	78	305
35	Sam King	UK	70	77	79	79	305

POS	PLAYER	COUNTRY	R1	R2	R3	R4	TOTAL
35	William McHardy	UK	76	76	76	77	305
38	Eric Green	UK	75	78	77	76	306
38	George Low	UK	76	76	76	78	306
38	Ronald White (A)	UK	71	79	80	76	306
41	Tom Haliburton	UK	74	79	76	78	307
41	Frank Phillips	Australia	74	79	76	78	307
41	David Snell	UK	72	81	77	77	307
44	Fred Boobyer	UK	74	79	81	74	308
44	Martin Christmas (A)	UK	71	79	79	79	308
46	William Branch	UK	77	76	78	78	309
46	Christy Greene	Rep. of Ire.	73	77	81	78	309
48	Gary Player	South Africa	73	77	Wd	-	-
49	Alan Brookes	South Africa	70	84	-	-	-
49	Donald Swaelens	Belgium	74	80	-	-	-
49	Bobby Verwey	South Africa	76	78	-	-	-
49	L. Woodward	Australia	73	81	-	-	-
53	Brian Bamford	UK	77	78	-	-	-
53	Richard Chapman (A)	USA	72	83	-	-	-
53	Tony Fisher	UK	75	80	-	-	-
53	M.E. Hill	UK	75	80	-	-	-
53	Bernard Hunt	UK	72	83	-	-	-
53	Jack Isaacs	USA	73	82	-	-	-
53	John MacDonald	UK	70	85	-	-	-
53	Ian MacDonald	UK	77	78	-	-	-
53	Jimmy Martin	UK	75	80	-	-	-
62	Brian Allen	UK	74	82	-	-	-
62	E. Canessa	Italy	77	79	-	-	-
62	Bob Charles	New Zealand	72	84	-	-	-
62	W.C.A. Hancock	UK	77	79	-	-	-
62	J.S. More	UK	76	80	-	-	-
62	Frank Stranahan	USA	75	81	-	-	-
62	Edwin Walsh	UK	78	78	-	-	-
62	Jack Wilshire	UK	74	82	-	-	-
70	John Burton	UK	78	79	-	-	-
70	Dick Burton	England	80	77	-	-	-
70	Alex Fox	UK	71	86	-	-	-

POS	PLAYER	COUNTRY	R1	R2	R3	R4	TOTAL
70	Jimmy Hitchcock	UK	74	83	-	-	-
70	Ronnie Mandeville	UK	73	84	-	-	-
75	Hamish Ballingall	UK	77	81	-	-	-
75	Derek Craik	UK	74	84	-	-	-
75	Richard Kemp Jr	UK	73	85	-	-	-
75	Gregor McIntosh	UK	76	82	-	-	-
79	Laurie Ayton Jr	UK	77	82	-	-	-
79	Michael Bonalack (A)	UK	75	84	-	-	-
79	Frank Jowle	UK	74	85	-	-	-
79	Bobby Locke	South Africa	75	84	-	-	-
79	D.L. Melville	UK	74	85	-	-	-
79	Marcelino Sota	Spain	77	82	-	-	-
85	Fred Bullock	UK	74	86	-	-	-
85	K.F. Dodsworth	UK	79	81	-	-	-
85	John Fallon	UK	77	83	-	-	-
85	Robert Halsall	UK	74	86	-	-	-
85	Nicholas Lynch	UK	78	82	-	-	-
85	Ian Smith	UK	77	83	-	-	-
85	Arnold Stickley	UK	74	86	-	-	-
85	Harry Weetman	UK	77	83	-	-	-
93	Joe Carr (A)	Rep. of Ire.	75	86	-	-	-
94	J.R. Moses	UK	79	83	-	-	-
94	Michael Reece (A)	UK	75	87	-	-	-
96	Grant Aitken	UK	78	85	-	-	-
96	Joe Ezar	USA	83	80	-	-	-
96	Leopoldo Ruiz	Argentina	76	87	-	-	-
96	David Talbot	UK	79	84	-	-	-
96	Bobby Walker	UK	78	85	-	-	-
101	Bill Miller	UK	79	86	-	-	-
101	Maurice Moir	UK	75	90	-	-	-
103	Peter O'Connor	UK	79	87	-	-	-
104	Ken Adwick	UK	79	88	-	-	-
104	W.J. Henderson	UK	77	90	-	-	-
106	P. Higgins	UK	82	87	-	-	-
106	Michael Pearson (A)	UK	85	84	-	-	-
108	Peter Gill	UK	75	Wd	-	-	-





1960 – St Andrews

Date: 6-8 July 1960

Champion: **Kel Nagle**

Total: 278

Round Scores: **69 67 71 71**

Total Purse: £7,000

First Prize: £1,250

Runner Up: **Arnold Palmer**

Silver Medal (amateur): **Guy Wolstenholme**

Field: 74

Cut/No. who advanced 36 holes: 149/47

Leader each round

Round 1: **Roberto de Vincenzo 67**

Round 2: **Roberto de Vincenzo 134**

Round 3: **Kel Nagle 207**


Low score for each round

Round 1: **67 Roberto de Vincenzo**

Round 2: **67 Kel Nagle, Roberto de Vincenzo, Christy O'Connor Sr**

Round 3: **67 Joe Carr (A), Syd Scott**

Final Round: **66 Bernard Hunt**



The Championship was completed on Saturday 9 July due to delays caused by inclement weather

POS	PLAYER	COUNTRY	R1	R2	R3	R4	TOTAL	POS	PLAYER	COUNTRY	R1	R2	R3	R4	TOTAL	POS	PLAYER	COUNTRY	R1	R2	R3	R4	TOTAL
1	Kel Nagle	Australia	69	67	71	71	278	26	Bill Johnson	USA	75	74	71	71	291	48	William Dixon	UK	74	76	-	-	-
2	Arnold Palmer	USA	70	71	70	68	279	26	Sebastian Miguel	Spain	73	68	74	76	291	48	Otto Schopfer	Switzerland	77	73	-	-	-
3	Roberto de Vincenzo	Argentina	67	67	75	73	282	28	Laurie Ayton J	UK	73	69	75	75	292	48	James Walker (A)	UK	73	77	-	-	-
3	Harold Henning	South Africa	72	72	69	69	282	28	Fred Boobyer	UK	74	74	73	71	292	48	George Will	UK	76	74	-	-	-
3	Bernard Hunt	UK	72	73	71	66	282	28	Geoffrey Hunt	UK	76	69	72	75	292	48	Innes Wright (A)	UK	73	77	-	-	-
6	Guy Wolstenholme (A)	UK	74	70	71	68	283	28	Jimmy Martin	UK	72	72	72	76	292	56	Tony Fisher	UK	79	72	-	-	-
7	Gary Player	South Africa	72	71	72	69	284	32	Tom Haliburton	UK	77	70	74	72	293	56	Ian Marchbank	UK	77	74	-	-	-
8	Joe Carr (A)	Rep. of Ire.	72	73	67	73	285	32	John Jacobs	England	74	71	75	73	293	56	Sandy Saddler (A)	UK	75	76	-	-	-
9	David Blair (A)	UK	70	73	71	72	286	32	Leopoldo Ruiz	Argentina	72	77	73	71	293	56	Sewsunker Sewgolum	South Africa	76	75	-	-	-
9	Eric Brown	UK	75	68	72	71	286	35	Peter Butler	UK	76	72	75	71	294	56	David Snell	UK	77	74	-	-	-
9	Dai Rees	UK	73	71	73	69	286	36	David Miller	UK	75	73	74	73	295	61	Peter Alliss	UK	79	73	-	-	-
9	Syd Scott	UK	73	71	67	75	286	36	Christy O'Connor Sr	Rep. of Ire.	80	67	76	72	295	61	Derek Craik	UK	73	79	-	-	-
9	Peter Thomson	Australia	72	69	75	70	286	36	Peter Shanks	UK	70	73	77	75	295	61	Richard Kemp Jr	UK	78	74	-	-	-
9	Harry Weetman	UK	74	70	71	71	286	36	Bert Williamson	UK	75	70	73	77	295	64	Brian Allen	UK	79	74	-	-	-
15	Ramon Sota	Spain	74	72	71	70	287	40	Jose Maria Gonzales	Brazil	72	74	75	76	297	64	T. McNaughton	UK	76	77	-	-	-
16	Fidel De Luca	Argentina	69	73	75	71	288	40	W.D. Smith (A)	UK	74	71	78	74	297	64	Dr D.W. Nisbet (A)	UK	77	76	-	-	-
16	Robert Reid Jack (A)	UK	74	71	70	73	288	42	Tony Coop	UK	76	73	75	74	298	67	Jack Isaacs	USA	77	77	-	-	-
16	Angel Miguel	Spain	72	73	72	71	288	43	Ronnie Shade (A)	UK	75	74	77	73	299	68	Norman Drew	UK	77	78	-	-	-
16	Ian Smith	UK	74	70	73	71	288	43	Bobby Verwey	South Africa	73	76	74	76	299	68	Hedley Muscroft	UK	73	82	-	-	-
20	Peter Mills	UK	71	74	70	74	289	45	Marcelino Sota	Spain	73	75	76	76	300	68	Stanley Taggart	UK	75	80	-	-	-
21	Ken Bousfield	UK	70	75	71	74	290	46	Frank Deighton (A)	UK	74	70	75	83	302	68	Bobby Walker	UK	75	80	-	-	-
21	A. M. Deboys (A)	UK	76	70	73	71	290	47	R.A.G. Munro (A)	UK	72	77	82	77	308	72	Yufei Shimamura	Japan	79	78	-	-	-
21	George Low	UK	72	74	71	73	290	48	Carlos Celles	Spain	76	74	-	-	-	73	Cherif El Sayed	Egypt	80	80	-	-	-
21	John MacDonald	UK	76	71	69	74	290	48	Neil Coles	England	78	72	-	-	-	74	Gene Sarazen	USA	83	Wd	-	-	-
21	Ralph Moffitt	UK	72	71	76	71	290	48	Gordon Cunningham	UK	73	77	-	-	-								

Kel Nagle captures the centenary Open

Kel Nagle won the Centenary Open at St Andrews to become the seventh player in a row from Australia or South Africa to win The Championship.

Since Ben Hogan's victory in 1953, interest in America had waned but Arnold Palmer's dramatic debut changed that. Palmer had won the Masters and the US Open and wanted to win a modern Grand Slam – with The Open and the PGA Championship – in a nod to American amateur Bobby Jones' efforts in 1930. He came up just short, losing

by a shot to Nagle, but his runner-up finish followed by back-to-back victories in the next two years led to a resurgence in the standing of the game's oldest Championship.

Roberto de Vicenzo led after two rounds of 67 but the Argentinian had a 75 in the third round and fell two behind Nagle, who steadily compiled scores of 69, 67 and 71. Palmer was two shots further back but a torrential rainstorm washed out the afternoon's final round. The course was flooded in moments, water cascading down the steps of The R&A clubhouse and the Valley of Sin disappearing completely. Play

was abandoned for the day with the final round held over to the Saturday.

Palmer was still four behind when he mounted one of his exciting charges. He birdied the 13th and 15th holes, got a 4 at the 17th for the first time and then birdied the last for a 68. Nagle bogeyed the 15th but bravely holed a putt for a 4 at the 17th amid the roars from Palmer's supporters up at the 18th green. A par at the last gave Nagle a 71 and a winning total of 278. He was 39 years old and had been a fine golfer in Asia and Australia for years but following his victory he returned regularly to Britain. As did Palmer.





1959 – Muirfield

Date: 1-3 July 1959

Champion: Gary Player

Total: 284

Round Scores: 75 71 70 68

Total Purse: £5,000

First Prize: £1,000

Runner Up: Fred Bullock, Flory Van Donck

Silver Medal (amateur): Robert Reid Jack

Field: 90

Cut/No. who advanced 36 holes: 148/48

Leader each round

Round 1: Fred Bullock, Arnold Stickley 68

Round 2: Fred Bullock 138

Round 3: Fred Bullock, Sam King 212


Low score for each round

Round 1: 68 Fred Bullock, Arnold Stickley

Round 2: 68 Jimmy Hitchcock

Round 3: 68 Robert Reid Jack (A), Sam King

Final Round: 67 Peter Alliss



POS	PLAYER	COUNTRY	R1	R2	R3	R4	TOTAL
1	Gary Player	South Africa	75	71	70	68	284
2	Fred Bullock	UK	68	70	74	74	286
2	Flory Van Donck	Belgium	70	70	73	73	286
4	Syd Scott	UK	73	70	73	71	287
5	Robert Reid Jack (A)	UK	71	75	68	74	288
5	Sam King	UK	70	74	68	76	288
5	Christy O'Connor Sr	Rep. of Ire.	73	74	72	69	288
5	John Panton	UK	72	72	71	73	288
9	Dai Rees	UK	73	73	69	74	289
9	Leopoldo Ruiz	Argentina	72	74	69	74	289
11	Michael Bonallack (A)	UK	70	72	72	76	290
11	Ken Bousfield	UK	73	73	71	73	290
11	Jimmy Hitchcock	UK	75	68	70	77	290
11	Bernard Hunt	UK	73	75	71	71	290
11	Arnold Stickley	UK	68	74	77	71	290
16	Peter Alliss	UK	76	72	76	67	291
16	Harry Bradshaw	Rep. of Ire.	71	76	72	72	291
16	Antonio Cerda	Argentina	69	74	73	75	291
16	Harry Weetman	UK	72	73	76	70	291
16	Guy Wolstenholme (A)	UK	78	70	73	70	291
21	Neil Coles	England	72	74	71	75	292
21	Jean Garaialde	France	75	70	74	73	292
23	Harold Henning	South Africa	73	73	72	76	294
23	Geoffrey Hunt	UK	72	73	74	75	294
23	Reg Knight	UK	71	71	74	78	294
23	Peter Mills	UK	75	71	72	76	294
23	J.R. Moses	UK	72	73	73	76	294
23	Peter Thomson	Australia	74	74	72	74	294
29	Jimmy Adams	UK	71	74	75	75	295
29	Tom Haliburton	UK	74	69	74	78	295

POS	PLAYER	COUNTRY	R1	R2	R3	R4	TOTAL
29	Bobby Locke	South Africa	73	73	76	73	295
29	Peter Shanks	UK	76	70	75	74	295
29	Eddie Whitcombe	England	71	77	74	73	295
34	Hugh Lewis	UK	73	73	78	72	296
35	Norman Drew	UK	71	77	75	74	297
35	Eric Lester	UK	73	71	78	75	297
35	Charlie Ward	UK	78	70	73	76	297
38	Joe Carr (A)	Rep. of Ire.	72	73	74	79	298
38	Angel Miguel	Spain	73	75	73	77	298
40	C. Kane	UK	77	69	77	76	299
41	Henry Cotton	England	71	75	77	77	300
41	Jack Hargreaves	UK	72	74	79	75	300
41	George Low	UK	75	73	78	74	300
41	Ralph Moffitt	UK	74	72	76	78	300
41	Jack Sharkey	UK	74	74	74	78	300
46	J.J. Querehos	Brazil	76	72	80	73	301
47	J.S. More	UK	72	75	76	79	302
48	Ray Hayden	UK	75	72	77	79	303
49	Dick Burton	England	75	74	-	-	-
49	Carlos Celles	Spain	76	73	-	-	-
49	Cecil Denny	UK	78	71	-	-	-
49	Max Faulkner	England	74	75	-	-	-
49	Walter Hill	Zambia	76	73	-	-	-
49	John MacDonald	UK	76	73	-	-	-
49	Brian Wilkes	South Africa	76	73	-	-	-
56	Fred Boobyer	UK	77	73	-	-	-
56	K.F. Dodsworth	UK	77	73	-	-	-
58	Robert Halsall	UK	78	73	-	-	-
58	Jim Henderson	UK	78	73	-	-	-
58	W.J. Henderson	UK	76	75	-	-	-

POS	PLAYER	COUNTRY	R1	R2	R3	R4	TOTAL
58	John Jacobs	England	76	75	-	-	-
58	Frank Jowle	UK	77	74	-	-	-
58	Sebastian Miguel	Spain	78	73	-	-	-
58	B. Shelton	UK	76	75	-	-	-
58	Bob Sweeney Jr (A)	USA	78	73	-	-	-
58	Jack Wilkshire	UK	76	75	-	-	-
67	G.R. Maisey	UK	75	77	-	-	-
67	Ronnie Mandeville	UK	74	78	-	-	-
67	Sewsunker Sewgolum	South Africa	79	73	-	-	-
67	W.D. Smith (A)	UK	74	78	-	-	-
67	Ramon Sota	Spain	76	76	-	-	-
72	David Snell	UK	76	77	-	-	-
72	Robert Watson	USA	82	71	-	-	-
74	Gordon Cunningham	UK	79	75	-	-	-
74	Andrew Paton	UK	76	78	-	-	-
76	Alex Fox	UK	78	77	-	-	-
76	Gordon Weston	UK	81	74	-	-	-
78	John Garrett (A)	Germany	76	80	-	-	-
78	Frank Miller	UK	77	79	-	-	-
80	Douglas Dalziel (A)	UK	79	78	-	-	-
80	John Ferguson (A)	UK	81	76	-	-	-
80	B. Hutchison	UK	79	78	-	-	-
80	Keith MacDonald	UK	80	77	-	-	-
84	Willie Goggin	USA	78	80	-	-	-
84	J.E. Stuart (A)	UK	80	78	-	-	-
86	Peter Gill	UK	77	82	-	-	-
86	Jimmy Hume	UK	83	76	-	-	-
88	George Johnson	UK	83	80	-	-	-
89	Grant Aitken	UK	83	87	-	-	-
90	Eric Brown	UK	Scr	-	-	-	-



1958 – Royal Lytham & St Annes

Date: 2-4 July 1958
 Champion: **Peter Thomson**
 Total: 278
 Round Scores: 66 72 67 73
 Total Purse: £4,850
 First Prize: £1,000
 Runner Up: **Dave Thomas**
 Silver Medal (amateur): **Joe Carr**
 Field: 96
 Cut/No. who advanced 36 holes: 147/40

Leader each round
 Round 1: **Peter Thomson 66**
 Round 2: **Christy O'Connor Sr 135**
 Round 3: **Peter Thomson 205**

Low score for each round
 Round 1: **66 Peter Thomson**
 Round 2: **65 Leopoldo Ruiz**
 Round 3: **65 Eric Brown**
 Final Round: **70 Donald Swaelens, Dai Rees, Bobby Locke**

POS	PLAYER	COUNTRY	R1	R2	R3	R4	TOTAL
1	Peter Thomson	Australia	66	72	67	73	278
2	Dave Thomas	UK	70	68	69	71	278
3	Eric Brown	UK	73	70	65	71	279
3	Christy O'Connor Sr	Rep. of Ire.	67	68	73	71	279
5	Leopoldo Ruiz	Argentina	71	65	72	73	281
5	Flory Van Donck	Belgium	70	70	67	74	281
7	Gary Player	South Africa	68	74	70	71	283
8	Henry Cotton	England	68	75	69	72	284
8	Eric Lester	UK	73	66	71	74	284
8	Harry Weetman	UK	73	67	73	71	284
11	Peter Alliss	UK	72	70	70	73	285
11	Donald Swaelens	Belgium	74	67	74	70	285
13	Harold Henning	South Africa	70	71	72	73	286
14	Jean Garaialde	France	69	74	72	72	287
14	Dai Rees	UK	77	69	71	70	287
16	Max Faulkner	England	68	71	71	78	288
16	Bobby Locke	South Africa	76	70	72	70	288
16	Eric Moore	South Africa	72	72	70	74	288
16	Gene Sarazen	USA	73	73	70	72	288
20	Tony Coop	UK	69	71	75	75	290
20	Fred Daly	N. Ireland	71	74	72	73	290
20	Norman Drew	UK	69	72	75	74	290
20	Christy Greene	Rep. of Ire.	75	71	72	72	290
24	Harry Bradshaw	Rep. of Ire.	70	73	72	76	291
24	Gerry De Wit	Netherlands	71	75	72	73	291
26	Antonio Cerda	Argentina	72	71	74	75	292
26	Sebastian Miguel	Spain	74	71	73	74	292
26	Trevor Wilkes	South Africa	76	70	69	77	292
29	Angel Miguel	Spain	71	70	75	77	293
30	Bernard Hunt	UK	70	70	76	79	295
30	Sam King	UK	71	73	76	75	295
30	David Snell	UK	72	72	72	79	295

POS	PLAYER	COUNTRY	R1	R2	R3	R4	TOTAL
33	Jack Wilshire	UK	74	70	78	74	296
34	Bruce Crampton	Australia	73	73	75	76	297
34	Syd Scott	UK	73	74	74	76	297
34	Brian Wilkes	South Africa	73	73	75	76	297
37	Joe Carr (A)	Rep. of Ire.	70	74	77	77	298
38	D.L. Melville	UK	76	71	76	79	302
39	Cecil Denny	UK	74	73	77	79	303
39	Bill Large	UK	70	72	81	80	303
41	Jimmy Adams	UK	75	73	-	-	-
41	Alfonso Angelini	Italy	72	76	-	-	-
41	Sandy Guthrie	South Africa	77	71	-	-	-
41	Ray Hayden	UK	75	73	-	-	-
41	W.J. Henderson	UK	79	69	-	-	-
41	Geoffrey Hunt	UK	76	72	-	-	-
41	Robert Jarman	UK	74	74	-	-	-
41	Reg Knight	UK	74	74	-	-	-
41	Eddie Large	UK	74	74	-	-	-
41	Peter Mills	UK	77	71	-	-	-
41	Norman Von Nida	Australia	77	71	-	-	-
52	Laurie Ayton Jr	UK	74	75	-	-	-
52	Fidel De Luca	Argentina	76	73	-	-	-
52	T.H.T. Fairbairn	UK	78	71	-	-	-
52	K.G. Geddes	UK	76	73	-	-	-
52	Eric Green	UK	75	74	-	-	-
52	Frank Jowle	UK	72	77	-	-	-
52	Ralph Moffitt	UK	77	72	-	-	-
52	Eddie Whitcombe	England	77	72	-	-	-
60	Brian Allen	UK	72	78	-	-	-
60	Graham Batey	UK	83	67	-	-	-
60	Bob Charles (A)	New Zealand	71	79	-	-	-
60	Barry Davies	UK	75	75	-	-	-
60	Frank Deighton (A)	UK	72	78	-	-	-

POS	PLAYER	COUNTRY	R1	R2	R3	R4	TOTAL
60	Tom Haliburton	UK	71	79	-	-	-
60	Robert Halsall	UK	78	72	-	-	-
60	John Jacobs	England	78	72	-	-	-
60	John Panton	UK	75	75	-	-	-
60	Charlie Ward	UK	77	73	-	-	-
70	Jean-Baptiste Ado	France	77	74	-	-	-
70	John Burton	UK	78	73	-	-	-
70	Walter Hyam	South Africa	76	75	-	-	-
70	Richard Kemp Jr	UK	77	74	-	-	-
70	Don Lewis	UK	74	77	-	-	-
70	George Low	UK	76	75	-	-	-
70	Philip Scrutton (A)	UK	75	76	-	-	-
70	Ramon Sota	Spain	73	78	-	-	-
78	Fred Boobyer	UK	75	77	-	-	-
78	Peter Butler	UK	79	73	-	-	-
78	Arthur Perowne (A)	UK	75	77	-	-	-
81	John Fallon	UK	80	73	-	-	-
81	Stanley Fox (A)	UK	77	76	-	-	-
83	Monte Bradley	UK	76	78	-	-	-
83	Peter Gill	UK	74	80	-	-	-
83	Frank Miller	UK	76	78	-	-	-
83	L.G. Randall (A)	UK	75	79	-	-	-
87	Alex Fox	UK	77	78	-	-	-
88	T. Byrne (A)	UK	79	77	-	-	-
88	Ross Whitehead	UK	79	77	-	-	-
90	Norman Sutton	UK	79	78	-	-	-
91	Dick Kemp	UK	82	78	-	-	-
92	Jimmy Hitchcock	UK	85	76	-	-	-
93	Alan Slater (A)	UK	82	80	-	-	-
93	David Talbot	UK	86	76	-	-	-
95	Donald Smart	UK	85	83	-	-	-
96	Ken Adwick	UK	NR	-	-	-	-



1957 – St Andrews

Date: 3-5 July 1957

Champion: **Bobby Locke**

Total: 279

Round Scores: **69 72 68 70**

Total Purse: £3,750

First Prize: £1,000

Runner Up: **Peter Thomson**

Silver Medal (amateur): **W.D. Smith**

Field: 96

Cut/No. who advanced 36 holes: **148/46**

Leader each round

Round 1: **Eric Brown, Laurie Ayton Jr 67**

Round 2: **Eric Brown 139**

Round 3: **Bobby Locke 209**


Low score for each round

Round 1: **67 Eric Brown, Laurie Ayton Jr**

Round 2: **67 John Fallon**

Round 3: **68 Bobby Locke, Tom Haliburton**

Final Round: **68 Peter Alliss, Sebastian Miguel**



Bobby Locke wins in final green drama

Bobby Locke completed a fourth Open victory in nine years at St Andrews in 1957. Spurred on by missing the cut the previous year at Hoylake, where Peter Thomson had won for the third year in a row, Locke held off the Australian to win by three strokes.

Two behind at halfway after scores of 69 and 72, Locke added rounds of 68 and 70 on the final day, a birdie at the last giving him a total of 279, tying his own record from 1950. Thomson, the winner at St Andrews two years earlier, also closed with

a 70 but was unable to close the gap on the South African.

In fact, the main drama happened after the close of play when officials received notice that Locke had failed to return his marker to the correct spot after he moved it out of the way of his playing partner on the 18th green. He had holed the four-footer for a 3 and the Championship Committee decreed that no advantage had been gained and that the result, and his three-stroke victory, stood.

This was the first Championship in which the leaders were paired to go out last on the

final day – according to the second round leaderboard as 36 holes were still played on the final day. The reason was because the BBC were televising the final stages live for the first time.

It was the only one of Locke's four titles to be won at St Andrews but in fact this Open was due to be held at Muirfield. However, due to the Suez Canal Crisis, there was rationing of petrol and oil so it was thought easier for players and spectators alike to get to St Andrews, which was still served by a railway line, than the originally proposed venue.

POS	PLAYER	COUNTRY	R1	R2	R3	R4	TOTAL
1	Bobby Locke	South Africa	69	72	68	70	279
2	Peter Thomson	Australia	73	69	70	70	282
3	Eric Brown	UK	67	72	73	71	283
4	Angel Miguel	Spain	72	72	69	72	285
5	Tom Haliburton	UK	72	73	68	73	286
5	W.D. Smith (A)	UK	71	72	72	71	286
5	Dave Thomas	UK	72	74	70	70	286
5	Flory Van Donck	Belgium	72	68	74	72	286
9	Antonio Cerda	Argentina	71	71	72	73	287
9	Henry Cotton	England	74	72	69	72	287
9	Max Faulkner	England	74	70	71	72	287
12	Peter Alliss	UK	72	74	74	68	288
12	Harry Weetman	UK	75	71	71	71	288
14	Cary Middlecoff	USA	72	71	74	72	289
15	Norman Drew	UK	70	75	71	74	290
15	Eric Lester	UK	71	76	70	73	290
15	Sebastian Miguel	Spain	71	75	76	68	290
15	John Panton	UK	71	72	74	73	290
19	Harry Bradshaw	Rep. of Ire.	73	74	69	75	291
19	John Fallon	UK	75	67	73	76	291
19	Christy O'Connor Sr	Rep. of Ire.	77	69	72	73	291
19	Frank Stranahan	USA	74	71	74	72	291
23	Jimmy Hitchcock	UK	69	74	73	76	292
24	Reg Horne	UK	76	72	72	73	293
24	Bernard Hunt	UK	72	72	74	75	293
24	Sam King	UK	76	72	70	75	293
24	Gary Player	South Africa	71	74	75	73	293
24	Trevor Wilkes	South Africa	75	73	71	74	293
29	Harold Henning	South Africa	75	73	71	75	294
30	Laurie Ayton Jr	UK	67	76	75	77	295
30	Peter Butler	UK	77	71	74	73	295
30	Reg Knight	UK	71	73	75	76	295

POS	PLAYER	COUNTRY	R1	R2	R3	R4	TOTAL
30	Dai Rees	UK	73	72	79	71	295
30	Norman Sutton	UK	69	76	73	77	295
35	Ken Bousfield	UK	74	73	75	74	296
35	Roberto de Vicenzo	Argentina	70	76	76	74	296
35	John MacDonald	UK	73	71	76	76	296
38	Ralph Moffitt	UK	71	75	77	74	297
39	Bruce Crampton	Australia	68	73	78	79	298
39	Keith MacDonald	UK	69	74	76	79	298
39	Syd Scott	UK	76	72	73	77	298
42	T.H.T. Fairbairn	UK	73	72	77	78	300
42	Robin Galloway (A)	UK	70	76	79	75	300
44	Bert Williamson	UK	74	70	77	80	301
45	Arthur Lees	UK	75	71	77	80	303
46	W.J. Henderson	UK	72	75	82	76	305
47	Dick Burton	England	77	72	-	-	-
47	George Celles	Spain	75	74	-	-	-
47	Christy Greene	Rep. of Ire.	75	74	-	-	-
47	Ernie Jones	UK	75	74	-	-	-
47	George Low	UK	75	74	-	-	-
47	Jimmy Martin	UK	74	75	-	-	-
47	Ian Smith	UK	71	78	-	-	-
47	Charlie Ward	UK	75	74	-	-	-
55	Alfonso Angelini	Italy	73	77	-	-	-
55	Joe Carr (A)	Rep. of Ire.	78	72	-	-	-
55	Aldo Casera	Italy	77	73	-	-	-
55	Peter Gill	UK	77	73	-	-	-
55	Robert Halsall	UK	73	77	-	-	-
55	John Jacobs	England	76	74	-	-	-
55	L. Topping	UK	75	75	-	-	-
62	Neil Coles	England	72	79	-	-	-
62	Jack Hargreaves	UK	76	75	-	-	-
62	T. McNaughton	UK	75	76	-	-	-

POS	PLAYER	COUNTRY	R1	R2	R3	R4	TOTAL
62	Peter Mills	UK	78	73	-	-	-
62	Alec Shepperson (A)	UK	76	75	-	-	-
62	A. Sinclair (A)	UK	79	72	-	-	-
62	Jack Wilkshire	UK	76	75	-	-	-
69	P.J. Butler (A)	UK	75	77	-	-	-
69	Tony Coop	UK	72	80	-	-	-
69	D.F. Smalldon	UK	78	74	-	-	-
69	David Snell	UK	78	74	-	-	-
69	Alberto Texier (A)	Argentina	76	76	-	-	-
69	Brian Wilkes	South Africa	75	77	-	-	-
69	George Will (A)	UK	79	73	-	-	-
76	Jimmy Adams	UK	74	79	-	-	-
76	J.A. Jacobs	UK	78	75	-	-	-
76	Charles Lawrie (A)	UK	79	74	-	-	-
79	Gene Andrews (A)	USA	78	76	-	-	-
79	Fred Daly	N. Ireland	80	74	-	-	-
79	J.J. Kinsella	UK	81	73	-	-	-
79	I. Martin	UK	75	79	-	-	-
79	Eddie Whitcombe	England	78	76	-	-	-
84	Brian Allen	UK	84	71	-	-	-
84	Fred Bullock	UK	81	74	-	-	-
84	John Burton	UK	79	76	-	-	-
84	Walter Lees	UK	77	78	-	-	-
84	Ian Young	UK	74	81	-	-	-
84	David Allan (A)	UK	75	81	-	-	-
89	David Reid (A)	UK	82	74	-	-	-
89	A.M. Robertson	UK	77	79	-	-	-
92	Alex King	UK	82	75	-	-	-
93	W. Watson	UK	78	80	-	-	-
94	W. Waugh	UK	80	80	-	-	-
95	A.H. Gowers	UK	83	80	-	-	-
96	Frank Keck (A)	Germany	83	82	-	-	-



1956 – Royal Liverpool

Date: 4-6 July 1956
 Champion: **Peter Thomson**
 Total: 286
 Round Scores: 70 70 72 74
 Total Purse: £3,750
 First Prize: £1,000
 Runner Up: **Flory Van Donck**
 Silver Medal (amateur): **Joe Carr**
 Field: 96
 Cut/No. who advanced 36 holes: 153/49

Leader each round
 Round 1: **Enrique Bertolino 69**
 Round 2: **Peter Thomson 140**
 Round 3: **Peter Thomson 212**

Low score for each round
 Round 1: **69 Enrique Bertolino**
 Round 2: **70 Peter Thomson, Roberto de Vincenzo**
 Round 3: **68 Antonio Cerda**
 Final Round: **70 Roberto de Vincenzo, John Panton, Christy O'Connor Sr**

POS	PLAYER	COUNTRY	R1	R2	R3	R4	TOTAL
1	Peter Thomson	Australia	70	70	72	74	286
2	Flory Van Donck	Belgium	71	74	70	74	289
3	Roberto de Vincenzo	Argentina	71	70	79	70	290
4	Gary Player	South Africa	71	76	73	71	291
5	John Panton	UK	74	76	72	70	292
6	Enrique Bertolino	Argentina	69	72	76	76	293
6	Henry Cotton	England	72	76	71	74	293
8	Antonio Cerda	Argentina	72	81	68	73	294
8	Mike Souchak	USA	74	74	74	72	294
10	Christy O'Connor Sr	Rep. of Ire.	73	78	74	70	295
10	Harry Weetman	UK	72	76	75	72	295
12	Frank Stranahan	USA	72	76	72	76	296
13	Bruce Crampton	Australia	76	77	72	72	297
13	Daniel Miguel	Spain	71	74	75	77	297
13	Dai Rees	UK	75	74	75	73	297
16	John Jacobs	England	73	77	76	72	298
17	Al Balding	Canada	70	81	76	73	300
17	Jack Hargreaves	UK	72	80	75	73	300
17	Ricardo Rossi	Brazil	75	77	72	76	300
17	Dave Thomas	UK	70	78	77	75	300
17	Charlie Ward	UK	73	75	78	74	300
22	Ken Bousfield	UK	73	77	76	75	301
22	Gerry De Wit	Netherlands	76	73	74	78	301
22	Eric Lester	UK	70	76	77	78	301
25	Jimmy Adams	UK	75	76	76	75	302
25	Laurie Ayton Jr	UK	74	78	78	72	302
25	Eric Moore	South Africa	75	75	78	74	302
28	Ken Adwick	UK	77	76	74	76	303
28	Syd Scott	UK	78	74	74	77	303
28	D.F. Smalldon	UK	68	79	78	78	303
31	Alfonso Angelini	Italy	73	80	76	75	304
31	Bernard Hunt	UK	75	73	81	75	304

POS	PLAYER	COUNTRY	R1	R2	R3	R4	TOTAL
33	Ching-Po Chen	Taiwan	78	74	77	76	305
33	Mario Gonzales	Brazil	72	81	75	77	305
33	Alberto Salas	Chile	79	72	78	76	305
36	Joe Carr (A)	Rep. of Ire.	73	77	79	77	306
36	Christy Greene	Rep. of Ire.	76	75	79	76	306
36	Michio Ishii	Japan	74	77	77	78	306
36	Jimmy Martin	UK	74	79	78	75	306
40	Carlos Celles	Spain	71	82	78	76	307
40	Sebastian Miguel	Spain	72	78	84	73	307
40	Bill Shankland	UK	72	78	79	78	307
43	Harry Bradshaw	Rep. of Ire.	76	76	81	75	308
43	T.H.T. Fairbairn	UK	80	73	81	74	308
43	Frank Miller	UK	72	78	78	80	308
46	Trevor Wilkes	South Africa	74	78	85	75	312
47	Jack Wilkshire	UK	77	74	85	77	313
48	Martin Pose	Argentina	76	75	85	Wd	
49	Gene Sarazen	USA	78	74	Wd	-	
50	William Branch	UK	75	79	-	-	
50	Peter Gill	UK	78	76	-	-	
50	J.W. Jones (A)	UK	76	78	-	-	
50	Ralph Moffitt	UK	75	79	-	-	
50	W.R. Sharp (A)	UK	75	79	-	-	
50	Norman Sutton	UK	73	81	-	-	
56	Peter Alliss	UK	78	77	-	-	
56	Eric Green	UK	74	81	-	-	
56	Stan Leonard	Canada	72	83	-	-	
56	Bobby Locke	South Africa	76	79	-	-	
56	T. McNaughton	UK	75	80	-	-	
56	J.D. Pritchett	UK	80	75	-	-	
56	Francoise Saubaber	France	75	80	-	-	
63	Aldo Casera	Italy	73	83	-	-	
63	H. Lees	UK	81	75	-	-	

POS	PLAYER	COUNTRY	R1	R2	R3	R4	TOTAL
63	Cherif El Sayed	Egypt	76	80	-	-	
63	J.K. Tate (A)	UK	74	82	-	-	
67	John Burton	UK	75	82	-	-	
67	Tom Haliburton	UK	78	79	-	-	
67	Frank Phillips	Australia	75	82	-	-	
67	Ross Whitehead	UK	75	82	-	-	
71	Fred Daly	N. Ireland	77	81	-	-	
71	T. Gardner	UK	80	78	-	-	
71	George Howard	UK	79	79	-	-	
71	Celestino Tugot	Philippines	74	84	-	-	
75	Jimmy Hitchcock	UK	75	84	-	-	
75	Eddie Large	UK	80	79	-	-	
75	Horace Lester	UK	74	85	-	-	
75	Alec Shepperson (A)	UK	82	77	-	-	
79	Neil Coles	England	78	82	-	-	
79	Roger Cotton	France	77	83	-	-	
79	Ray Hayden	UK	77	83	-	-	
79	Alan Thirlwell (A)	UK	77	83	-	-	
79	J. Wade	UK	79	81	-	-	
84	Peter Butler	UK	80	81	-	-	
84	Hector Thomson	UK	77	84	-	-	
86	Dick Burton	England	83	79	-	-	
86	Robert Jarman	UK	85	77	-	-	
88	J.T.S. Brockley	UK	79	84	-	-	
88	Pete Burke	USA	78	85	-	-	
88	Noel Fogarty (A)	UK	78	85	-	-	
88	Yoshiro Hayashi	Japan	81	82	-	-	
88	Eddie Whitcombe	England	79	84	-	-	
93	Fred Bullock	UK	87	77	-	-	
93	Harry McIlree	Rep. of Ire.	82	82	-	-	
93	Ray Wilkinson	UK	82	82	-	-	
96	Thomas Spence	UK	81	85	-	-	



1955 – St Andrews

Date: 6-8 July 1955

Champion: **Peter Thomson**

Total: **281**

Round Scores: **71 68 70 72**

Total Purse: **£3,750**

First Prize: **£1,000**

Runner Up: **John Fallon**

Silver Medal (amateur): **Joe Conrad**

Field: **94**

Cut/No. who advanced 36 holes: **148/49**

Leader each round

Round 1: **Eric Brown, Syd Scott, Dai Rees 69**

Round 2: **Peter Thomson, Eric Brown 139**

Round 3: **Peter Thomson 209**


Low score for each round

Round 1: **69 Eric Brown, Syd Scott, Dai Rees**

Round 2: **67 John Fallon**

Round 3: **69 Frank Jowle**

Final Round: **69 J.S. Anderson**



Peter Thomson starts the Australian challenge

Even on the unpredictable terrain of a British links, Peter Thomson played such steady and resolute golf that it was no surprise that for seven years in a row he was either first or second.

At St Andrews in 1955 the 25-year-old Australian successfully defended his title for the second of five victories. His final round of 72, after earlier scores of 71, 68 and 70, was not without a moment of anguish, however. At the 14th he found trouble in the Beardies and took a double-bogey 7. But unflustered as ever,

Thomson birdied the next hole and won by two strokes from John Fallon. His total of 281 set a new record for an Open at St Andrews, beating Bobby Jones's old mark from 1927 by four strokes.

Fallon had only previously finished high in an Open when he was third also at St Andrews in 1939. His 67 in the second round equaled the record for the Old Course. Frank Jowle, who finished third a shot behind Fallon, also set a new record but in qualifying, when he lowered the best score on the New Course by six strokes to 63.

Perennial challenger Bobby Locke was fourth but much of the gallery followed the 43-year-old Byron Nelson, who finished tied for 32nd place, 15 strokes behind Thomson. Nelson had only previously played in the 1937 Open at Carnoustie, when he was fifth, but almost a decade after retiring from regular tournament play he was on a golfing vacation in Europe, during which he won the French Open.

Thomson's prize of £1,000 was the first time a four-figure cheque was issued to the Champion and this was the first Open to be televised on the BBC, which broadcast parts of the final round.

POS	PLAYER	COUNTRY	R1	R2	R3	R4	TOTAL
1	Peter Thomson	Australia	71	68	70	72	281
2	John Fallon	UK	73	67	73	70	283
3	Frank Jowle	UK	70	71	69	74	284
4	Bobby Locke	South Africa	74	69	70	72	285
5	Ken Bousfield	UK	71	75	70	70	286
5	Antonio Cerda	Argentina	73	71	71	71	286
5	Bernard Hunt	UK	70	71	74	71	286
5	Flory Van Donck	Belgium	71	72	71	72	286
5	Harry Weetman	UK	71	71	70	74	286
10	Romualdo Barbieri	Argentina	71	71	73	72	287
10	Christy O'Connor Sr	Rep. of Ire.	71	75	70	71	287
12	Eric Brown	UK	69	70	73	76	288
12	Fred Daly	N. Ireland	75	72	70	71	288
12	John Jacobs	England	71	70	71	76	288
15	J.S. Anderson	UK	71	72	77	69	289
15	W.J. Henderson	UK	74	71	72	72	289
17	D.F. Smalldon	UK	70	69	78	73	290
17	A Soto	Argentina	72	73	72	73	290
19	Ed Furgol	USA	71	76	72	73	292
19	Ken Nagle	Australia	72	72	74	74	292
19	Syd Scott	UK	69	77	73	73	292
22	Harry Bradshaw	Rep. of Ire.	72	70	73	78	293
22	William Branch	UK	75	72	73	73	293
22	Joe Conrad (A)	USA	72	76	74	71	293
22	Robert Halsall	UK	71	74	76	72	293
22	Reg Horne	UK	72	75	75	71	293
27	Hassan Hassanein	Egypt	73	72	76	73	294
27	Dai Rees	UK	69	79	73	73	294
27	Norman Sutton	UK	71	74	75	74	294
30	Jimmy Martin	UK	70	72	79	74	295
30	John McHale (A)	USA	72	76	72	75	295
32	Henry Cotton	England	70	72	78	76	296

POS	PLAYER	COUNTRY	R1	R2	R3	R4	TOTAL
32	Tom Haliburton	UK	75	72	73	76	296
32	Byron Nelson	USA	72	75	78	71	296
35	John Burton	UK	75	73	75	74	297
35	Max Faulkner	England	73	74	74	76	297
37	Johnny Bulla	USA	75	70	73	80	298
37	Carlos Potente	Spain	73	75	76	74	298
37	Bill Shankland	UK	73	74	77	74	298
37	Brian Wilkes	South Africa	75	73	74	76	298
41	Ken Beckett	UK	74	74	76	75	299
41	Ugo Grappasonni	Italy	72	72	77	78	299
41	C. Kane	UK	73	71	76	79	299
44	George Farmer	South Africa	73	73	79	75	300
45	Cecil Denny	UK	70	76	76	79	301
45	K.G. Geddes	UK	74	74	77	76	301
47	T.H.T. Fairbairn	UK	73	74	79	76	302
48	George Howard	UK	73	74	79	78	304
49	A.M.M. Bucher (A)	UK	72	74	85	80	311
50	Ken Adwick	UK	75	74	-	-	
50	Laurie Ayton Jr	UK	73	76	-	-	
50	Mario Gonzales	Brazil	72	77	-	-	
50	Charles Lawrie (A)	UK	74	75	-	-	
50	John Panton	UK	73	76	-	-	
50	Dave Thomas	UK	78	71	-	-	
56	Jimmy Adams	UK	73	77	-	-	
56	Alfonso Angelini	Italy	79	71	-	-	
56	J.A. Jacobs	UK	76	74	-	-	
56	Walter Lees	UK	74	76	-	-	
56	Charlie Ward	UK	77	73	-	-	
61	Peter Alliss	UK	78	73	-	-	
61	Reg Knight	UK	72	79	-	-	
61	Eric Lester	UK	76	75	-	-	
61	Angel Miguel	Spain	77	74	-	-	

POS	PLAYER	COUNTRY	R1	R2	R3	R4	TOTAL
61	Ralph Moffitt	UK	76	75	-	-	
66	Jack Hargreaves	UK	74	78	-	-	
66	Jimmy Hitchcock	UK	77	75	-	-	
66	Sam King	UK	75	77	-	-	
66	D.L. Melville	UK	80	72	-	-	
66	Sebastian Miguel	Spain	75	77	-	-	
66	D.L. Roberts	UK	78	74	-	-	
66	B. Shelton	UK	77	75	-	-	
73	Joe Carr (A)	Rep. of Ire.	76	77	-	-	
73	Tony Coop	UK	75	78	-	-	
73	William MacDonald	UK	78	75	-	-	
73	Gregor McIntosh	UK	77	76	-	-	
77	Ernest Kenyon	UK	76	78	-	-	
77	Arthur Lees	UK	76	78	-	-	
77	A.M. Robertson	UK	79	75	-	-	
77	Arnold Stickley	UK	77	77	-	-	
77	L. Topping	UK	76	78	-	-	
77	Jack Wilkshire	UK	76	78	-	-	
77	Bert Williamson	UK	74	80	-	-	
84	Peter Gill	UK	78	77	-	-	
84	W.C.A. Hancock	UK	78	77	-	-	
84	Stewart McDowall	UK	81	74	-	-	
84	Stuart Murray (A)	UK	77	78	-	-	
88	H.W. Davies	UK	74	82	-	-	
88	M. Ferguson	UK	77	79	-	-	
88	Ronnie Mandeville	UK	78	78	-	-	
88	James Wilson	UK	79	77	-	-	
92	R.G. French	UK	79	78	-	-	
92	John Orr (A)	UK	80	77	-	-	
94	Alexander Robertson (A)	UK	77	82	-	-	



1954 – Royal Birkdale

Date: 7-9 July 1954

Champion: **Peter Thomson**

Total: 283

Round Scores: 72 71 69 71

Total Purse: £3,500

First Prize: £750

Runner Up: **Bobby Locke, Dai Rees, Syd Scott**

Silver Medal (amateur): **Peter Toogood**

Field: 97

Cut/No. who advanced 36 holes: 151/50

Leader each round

Round 1: **Sam King, Thomas Spence 69**

Round 2: **Thomas Spence 141**

Round 3: **Peter Thomson, Syd Scott, Dai Rees 212**

Low score for each round

Round 1: **69 Sam King, Thomas Spence**

Round 2: **67 Syd Scott**

Round 3: **69 Peter Thomson, Syd Scott, Dai Rees,**

Bobby Locke, Jimmy Adams, L. Topping, Max Faulkner

Final Round: **67 Jack Hargreaves**

POS	PLAYER	COUNTRY	R1	R2	R3	R4	TOTAL	POS	PLAYER	COUNTRY	R1	R2	R3	R4	TOTAL	POS	PLAYER	COUNTRY	R1	R2	R3	R4	TOTAL
1	Peter Thomson	Australia	72	71	69	71	283	32	T. Travena	South Africa	75	74	75	72	296	61	Walter Lees	UK	78	75	-	-	-
2	Bobby Locke	South Africa	74	71	69	70	284	35	William Branch	UK	73	78	71	75	297	61	Toney Penna	USA	76	77	-	-	-
2	Dai Rees	UK	72	71	69	72	284	35	Fred Daly	N. Ireland	74	72	74	77	297	69	Roger Brews (A)	South Africa	77	77	-	-	-
2	Syd Scott	UK	76	67	69	72	284	35	Norman Von Nida	Australia	76	74	74	73	297	69	J. Coogan (A)	Australia	76	78	-	-	-
5	Jimmy Adams	UK	73	75	69	69	286	38	Jean-Baptiste Ado	France	72	78	76	72	298	69	G.A. Maisey	UK	79	75	-	-	-
5	Antonio Cerda	Argentina	71	71	73	71	286	38	Enrique Bertolino	Argentina	74	76	74	74	298	69	W. Shephard (A)	Australia	75	79	-	-	-
5	Jim Turnesa	USA	72	72	71	71	286	38	Aldo Casera	Italy	75	73	72	78	298	69	Eddie Whitcombe	England	80	74	-	-	-
8	Peter Alliss	UK	72	74	71	70	287	41	Bill Shankland	UK	72	72	79	76	299	74	Sam Bacon	Rep. of Ire.	80	75	-	-	-
8	Sam King	UK	69	74	74	70	287	42	W.J. Henderson	UK	74	72	76	78	300	74	Peter Butler	UK	78	77	-	-	-
10	Jimmy Demaret	USA	73	71	74	71	289	42	Al Watrous	USA	76	72	74	78	300	74	Bernard Hunt	UK	77	78	-	-	-
10	Flory Van Donck	Belgium	77	71	70	71	289	44	Cecil Denny	UK	74	77	79	71	301	74	Norman Quigley	UK	77	78	-	-	-
12	Alfonso Angelini	Italy	76	70	73	71	290	45	R.G. French	UK	75	75	77	75	302	74	Cherif El Sayed	Egypt	82	73	-	-	-
12	Harry Bradshaw	Rep. of Ire.	72	72	73	73	290	45	George Howard	UK	71	77	74	80	302	79	A.J. Harman	UK	78	78	-	-	-
12	Thomas Spence	UK	69	72	74	75	290	47	Fred Bullock	UK	72	77	77	78	304	79	A.W. Kirkby	UK	78	78	-	-	-
15	Robert Halsall	UK	72	73	73	73	291	47	Frank Jowle	UK	80	70	79	75	304	79	J. Shanks	UK	77	79	-	-	-
15	Peter Toogood (A)	Australia	72	75	73	71	291	47	Ronnie Mandeville	UK	74	73	78	79	304	79	J. Wroe (A)	UK	77	79	-	-	-
17	Ugo Grappasonni	Italy	72	75	74	71	292	47	Hector Thomson	UK	76	75	74	79	304	83	Harold Bosward	UK	78	79	-	-	-
17	C. Kane	UK	74	72	74	72	292	51	James H. Busson Jr	UK	75	77	-	-	-	83	Guy Wolstenholme (A)	UK	78	79	-	-	-
17	Gene Sarazen	USA	75	74	73	70	292	51	T.H.T. Fairbairn	UK	76	76	-	-	-	85	John Burton	UK	76	82	-	-	-
20	Norman Drew	UK	76	71	74	72	293	51	W.C.A. Hancock	UK	76	76	-	-	-	85	K.F. Dodsworth	UK	84	74	-	-	-
20	Max Faulkner	England	73	78	69	73	293	51	T. Hassall	UK	75	77	-	-	-	85	T. Gardner	UK	80	78	-	-	-
20	Jack Hargreaves	UK	77	72	77	67	293	51	Alf Padgham	England	75	77	-	-	-	85	P. Heard (A)	Australia	82	76	-	-	-
20	John Jacobs	England	71	73	80	69	293	51	John Panton	UK	80	72	-	-	-	85	J.R. Moses	UK	81	77	-	-	-
20	Eric Lester	UK	72	75	73	73	293	51	Brian Stockdale (A)	UK	76	76	-	-	-	90	Ken Adwick	UK	79	80	-	-	-
20	Christy O'Connor Sr	Rep. of Ire.	74	72	72	75	293	51	A.R. Timms (A)	New Zealand	80	72	-	-	-	90	R.L. Garner	UK	84	75	-	-	-
20	L. Topping	UK	75	76	69	73	293	51	Charlie Ward	UK	77	75	-	-	-	90	J.A. Jacobs	UK	81	78	-	-	-
27	Norman Sutton	UK	70	80	72	72	294	51	Harry Weetman	UK	75	77	-	-	-	93	J.H. Brooks	UK	81	79	-	-	-
27	Bert Williamson	UK	76	73	75	70	294	61	Laurie Ayton Jr	UK	78	75	-	-	-	94	T.A. Harrison	UK	78	84	-	-	-
29	Jimmy Hitchcock	UK	73	72	76	74	295	61	Doug Bachli (A)	Australia	79	74	-	-	-	94	John McGonigle	Rep. of Ire.	81	81	-	-	-
29	B. Shelton	UK	74	77	71	73	295	61	Henry Cotton	England	77	76	-	-	-	96	R.F. Stevens (A)	Australia	87	78	-	-	-
29	Frank Stranahan (A)	USA	73	75	71	76	295	61	S.M. Ferguson	UK	78	75	-	-	-	97	Dan O'Brien	Rep. of Ire.	81	NR	-	-	-
32	Jean Garaialde	France	76	73	72	75	296	61	Tom Haliburton	UK	79	74	-	-	-								
32	Peter Mills	UK	73	76	70	77	296	61	Eddie Large	UK	81	72	-	-	-								



1953 – Carnoustie

Date: 8-10 July 1953

Champion: Ben Hogan

Total: 282

Round Scores: 73 71 70 68

Total Purse: £2,500

First Prize: £500

Runner Up: Antonio Cerda, Dai Rees, Frank Stranahan (A), Peter Thomson

Silver Medal (amateur): Frank Stranahan

Field: 91

Cut/No. who advanced 36 holes: 154/49

Leader each round

Round 1: Frank Stranahan (A) 70

Round 2: Dai Rees, Eric Brown 142

Round 3: Ben Hogan, Roberto de Vincenzo 214


Low score for each round

Round 1: 70 Frank Stranahan (A)

Round 2: 70 Dai Rees, Eric Lester

Round 3: 69 Antonio Cerda

Final Round: 68 Ben Hogan



POS	PLAYER	COUNTRY	R1	R2	R3	R4	TOTAL
1	Ben Hogan	USA	73	71	70	68	282
2	Antonio Cerda	Argentina	75	71	69	71	286
2	Dai Rees	UK	72	70	73	71	286
2	Frank Stranahan (A)	USA	70	74	73	69	286
2	Peter Thomson	Australia	72	72	71	71	286
6	Roberto de Vincenzo	Argentina	72	71	71	73	287
7	Sam King	UK	74	73	72	71	290
8	Bobby Locke	South Africa	72	73	74	72	291
9	Peter Alliss	UK	75	72	74	71	292
9	Eric Brown	UK	71	71	75	75	292
11	Fred Daly	N. Ireland	73	75	71	75	294
12	Max Faulkner	England	74	71	73	77	295
13	Arthur Lees	UK	76	76	72	72	296
14	T.H.T. Fairbairn	UK	74	71	73	79	297
14	John Jacobs	England	79	74	71	73	297
14	Harry Weetman	UK	80	73	72	72	297
17	Hassan Hassanein	Egypt	78	71	73	76	298
17	Eric Lester	UK	83	70	72	73	298
17	Charlie Ward	UK	78	71	76	73	298
20	Reg Horne	UK	76	74	75	74	299
20	Flory Van Donck	Belgium	77	71	78	73	299
22	Syd Scott	UK	74	74	78	74	300
22	Hector Thomson	UK	76	74	74	76	300
24	Reg Knight	UK	74	79	74	74	301
24	Lloyd Mangrum	USA	75	76	74	76	301
24	Christy O'Connor Sr	Rep. of Ire.	77	77	72	75	301
27	Ugo Grappasonni	Italy	77	75	72	78	302
27	John Panton	UK	79	74	76	73	302
29	R. Ferguson	UK	77	75	74	77	303
29	Tom Haliburton	UK	75	76	76	76	303
29	Alan Poulton	UK	75	77	75	76	303

POS	PLAYER	COUNTRY	R1	R2	R3	R4	TOTAL
29	Norman Sutton	UK	76	72	76	79	303
33	Jack Hargreaves	UK	81	73	76	74	304
34	Hamish Ballingall	UK	80	74	77	74	305
34	Ken Bousfield	UK	78	76	79	72	305
34	Bernard Hunt	UK	79	74	77	75	305
34	Eddie Whitcombe	England	76	78	73	78	305
38	R.G. French	UK	79	71	77	79	306
38	Peter Mills	UK	80	73	72	81	306
40	Jean-Baptiste Ado	France	75	77	75	81	308
41	Bill Shankland	UK	78	76	78	79	311
42	George Knight	UK	75	78	81	78	312
42	J.R. Moses	UK	81	73	76	82	312
42	L. Topping	UK	77	73	81	81	312
45	W.J. Henderson	UK	78	74	80	81	313
45	Geoffrey Hunt	UK	74	74	79	86	313
47	Dick Burton	England	80	74	80	80	314
47	Gregor McIntosh	UK	78	75	80	81	314
49	John Burton	UK	75	77	87	78	317
50	M. Ferguson	UK	76	79	-	-	-
50	W.C.A. Hancock	UK	79	76	-	-	-
50	Jimmy Hitchcock	UK	75	80	-	-	-
50	H.A.J. Young	UK	76	79	-	-	-
54	Jimmy Adams	UK	82	74	-	-	-
54	Ken Adwick	UK	84	72	-	-	-
54	Laurie Ayton Jr	UK	77	79	-	-	-
54	Harry Bradshaw	Rep. of Ire.	77	79	-	-	-
54	Fred Bullock	UK	84	72	-	-	-
54	Peter Gill	UK	82	74	-	-	-
54	T.A. Harrison	UK	75	81	-	-	-
54	Wallace McArthur (A)	UK	77	79	-	-	-
54	Frank Miller	UK	79	77	-	-	-

POS	PLAYER	COUNTRY	R1	R2	R3	R4	TOTAL
54	H.O. Pickworth	Australia	79	77	-	-	-
64	Robert Halsall	UK	78	79	-	-	-
64	P.E. Loxley	UK	80	77	-	-	-
64	Alf Padgham	England	77	80	-	-	-
67	Aldo Casera	Italy	82	76	-	-	-
67	Dr Alastair Henderson (A)	UK	82	76	-	-	-
67	Jack Presley (A)	UK	81	77	-	-	-
70	J.S. Anderson	UK	80	79	-	-	-
70	John Fallon	UK	80	79	-	-	-
70	Walter Lees	UK	83	76	-	-	-
70	H.W. Meyers	UK	82	77	-	-	-
74	J.A. Jacobs	UK	79	81	-	-	-
74	Albert Pelissier	France	81	79	-	-	-
74	J.C. Wilson (A)	UK	78	82	-	-	-
77	D.W. Fairfield	USA	82	79	-	-	-
77	K.G. Geddes	UK	78	83	-	-	-
77	William MacDonald	UK	80	81	-	-	-
77	E.W. Ward	UK	82	79	-	-	-
81	Dr J. Angus (A)	UK	84	78	-	-	-
81	Fred Boobyer	UK	82	80	-	-	-
81	Gordon Durward	UK	84	78	-	-	-
84	A. M. Deboys (A)	UK	83	81	-	-	-
84	R.L. Garner	UK	82	82	-	-	-
84	R.A. King	UK	80	84	-	-	-
84	Eddie Large	UK	80	84	-	-	-
88	Norman Duncan (A)	UK	87	79	-	-	-
89	R. Loth	France	85	82	-	-	-
90	E.J. Wallis	UK	86	87	-	-	-
91	Vicomte de Saint-Sauveur (A)	France	93	87	-	-	-



1952 – Royal Lytham & St Annes

Date: 9-11 July 1952
 Champion: **Bobby Locke**
 Total: 287
 Round Scores: **69 71 74 73**
 Total Purse: **£1,700**
 First Prize: **£300**
 Runner Up: **Peter Thomson**
 Silver Medal (amateur): **J.W. Jones**
 Field: **96**
 Cut/No. who advanced 36 holes: **151/46**

Leader each round
 Round 1: **Fred Daly 67**
 Round 2: **Fred Daly 136**
 Round 3: **Fred Daly 213**

Low score for each round
 Round 1: **67 Fred Daly**
 Round 2: **69 Fred Daly, Syd Scott**
 Round 3: **71 Flory Van Donck, Harry Weetman**
 Final Round: **70 Peter Thomson**

POS	PLAYER	COUNTRY	R1	R2	R3	R4	TOTAL	POS	PLAYER	COUNTRY	R1	R2	R3	R4	TOTAL	POS	PLAYER	COUNTRY	R1	R2	R3	R4	TOTAL
1	Bobby Locke	South Africa	69	71	74	73	287	33	D. Rawlinson (A)	UK	74	73	79	80	306	65	Jean-Baptiste Ado	France	75	81	-	-	-
2	Peter Thomson	Australia	68	73	77	70	288	34	Alex Kyle (A)	UK	71	75	80	81	307	65	Dick Kemp	UK	75	81	-	-	-
3	Fred Daly	N. Ireland	67	69	77	76	289	35	Henri De Lamaze (A)	France	73	72	80	83	308	65	Peter Mills	UK	76	80	-	-	-
4	Henry Cotton	England	75	74	74	71	294	35	Robert Halsall	UK	74	75	78	81	308	65	Bill Shankland	UK	75	81	-	-	-
5	Antonio Cerda	Argentina	73	73	76	73	295	37	Tom Haliburton	UK	75	76	80	78	309	69	W.R. Firkins	UK	76	81	-	-	-
5	Sam King	UK	71	74	74	76	295	37	J.H. Hawkins	UK	76	72	82	79	309	69	T. Gardner	UK	79	78	-	-	-
7	Flory Van Donck	Belgium	74	75	71	76	296	37	George Johnson	UK	73	75	78	83	309	69	Willie Hunter	UK	74	83	-	-	-
8	Fred Bullock	UK	76	72	72	77	297	37	Frank Stranahan (A)	USA	75	76	78	80	309	69	D. Rudduck	Belgium	82	75	-	-	-
9	Harry Bradshaw	Rep. of Ire.	70	74	75	79	298	37	Hector Thomson	UK	73	77	80	79	309	69	J. Shanks	UK	75	82	-	-	-
9	Eric Brown	UK	71	72	78	77	298	37	H.A.J. Young	UK	70	77	77	85	309	74	Hamish Ballingall	UK	80	78	-	-	-
9	Willie Goggin	USA	71	74	75	78	298	43	George Knight	UK	74	75	80	82	311	74	Albert Isherwood	UK	80	78	-	-	-
9	Arthur Lees	UK	76	72	76	74	298	44	R.G. French	UK	72	78	79	83	312	74	Robert Jarman	UK	81	77	-	-	-
9	Syd Scott	UK	75	69	76	78	298	45	F. Morrell (A)	UK	75	74	86	79	314	74	C. Kane	UK	74	84	-	-	-
9	Norman Von Nida	Australia	77	70	74	77	298	46	Bernard Hunt	UK	75	75	82	83	315	78	Russell Dailey	South Africa	79	80	-	-	-
15	John Panton	UK	72	72	78	77	299	47	William Branch	UK	76	76	-	-	-	78	T. Hassall	UK	80	79	-	-	-
15	Harry Weetman	UK	74	77	71	77	299	47	W.C.A. Hancock	UK	74	78	-	-	-	78	Frank Jowle	UK	76	83	-	-	-
17	Max Faulkner	England	72	76	79	73	300	47	A.J. Harman	UK	78	74	-	-	-	78	Ernest Smith	Venezuela	83	76	-	-	-
17	Gene Sarazen	USA	74	73	77	76	300	47	H.W. Meyers	UK	76	76	-	-	-	78	Alan Thirlwell (A)	UK	79	80	-	-	-
17	Walter Smithers	UK	73	74	76	77	300	47	Alf Perry	England	76	76	-	-	-	78	J. Wade	UK	78	81	-	-	-
20	Norman Sutton	UK	72	74	79	76	301	47	Eddie Whitcombe	England	75	77	-	-	-	84	Alfred G. Beck	UK	80	80	-	-	-
21	F.G. Allott	UK	77	71	76	78	302	53	H.W. Davies	UK	78	75	-	-	-	84	Ken Beckett	UK	78	82	-	-	-
21	Ken Bousfield	UK	72	73	79	78	302	53	Bert Gadd	UK	75	78	-	-	-	86	L. Topping	UK	80	81	-	-	-
21	Jimmy Hines	USA	73	78	74	77	302	53	R.L. Garner	UK	70	83	-	-	-	86	G. Whitehead (A)	UK	79	82	-	-	-
21	E. Noke	UK	72	78	76	76	302	53	K.G. Geddes	UK	73	80	-	-	-	88	J. Kennedy (A)	UK	79	83	-	-	-
25	J.A. Jacobs	UK	74	72	81	76	303	53	Charlie Ward	UK	77	76	-	-	-	88	Walter Lees	UK	77	85	-	-	-
25	Alan Poulton	UK	71	74	76	82	303	58	R. Ferguson	UK	75	79	-	-	-	88	L.J. Ranells (A)	UK	79	83	-	-	-
27	Jack Hargreaves	UK	75	75	79	75	304	58	Ken Redford	UK	76	78	-	-	-	88	D.F. Smalldon	UK	82	80	-	-	-
27	John Jacobs	England	72	76	79	77	304	60	H. Coleman	UK	76	79	-	-	-	92	J. McLachlan	UK	84	81	-	-	-
27	J.W. Jones (A)	UK	73	70	78	83	304	60	William Collins	UK	78	77	-	-	-	93	William MacDonald	UK	81	85	-	-	-
27	Dai Rees	UK	76	74	77	77	304	60	Cecil Denny	UK	74	81	-	-	-	94	Derek Ratty	UK	83	84	-	-	-
31	Peter Alliss	UK	72	72	80	81	305	60	G.A. Maisey	UK	78	77	-	-	-	95	Trevor Allen	UK	80	Wd	-	-	-
31	Reg Horne	UK	77	74	80	74	305	60	Gregor McIntosh	UK	74	81	-	-	-	96	R.B. Lawrence (A)	UK	NR	-	-	-	-



1951 – Royal Portrush

Date: 4-6 July 1951

Champion: **Max Faulkner**

Total: **285**

Round Scores: **71 70 70 74**

Total Purse: **£1,700**

First Prize: **£300**

Runner Up: **Antonio Cerda**

Silver Medal (amateur): **Frank Stranahan**

Field: **98**

Cut/No. who advanced 36 holes: **154/46**

Leader each round

Round 1: **Jimmy Adams, Norman Von Nida 68**

Round 2: **Max Faulkner 141**

Round 3: **Max Faulkner 211**

Low score for each round

Round 1: **68 Jimmy Adams, Norman Von Nida**

Round 2: **70 Max Faulkner, Fred Daly, Norman Sutton**

Round 3: **70 Max Faulkner**

Final Round: **68 Charlie Ward**



POS	PLAYER	COUNTRY	R1	R2	R3	R4	TOTAL
1	Max Faulkner	England	71	70	70	74	285
2	Antonio Cerda	Argentina	74	72	71	70	287
3	Charlie Ward	UK	75	73	74	68	290
4	Jimmy Adams	UK	68	77	75	72	292
4	Fred Daly	N. Ireland	74	70	75	73	292
6	Bobby Locke	South Africa	71	74	74	74	293
6	Bill Shankland	UK	73	76	72	72	293
6	Norman Sutton	UK	73	70	74	76	293
6	Peter Thomson	Australia	70	75	73	75	293
6	Harry Weetman	UK	73	71	75	74	293
11	John Panton	UK	73	72	74	75	294
12	Dick Burton	England	74	77	71	73	295
12	Dai Rees	UK	70	77	76	72	295
12	Frank Stranahan (A)	USA	75	75	72	73	295
15	Harry Bradshaw	Rep. of Ire.	80	71	74	71	296
16	Eric Cremin	Australia	73	75	75	74	297
17	Keppel Enderby (A)	Australia	76	74	75	73	298
17	Alan Waters	UK	74	75	78	71	298
19	Ugo Grappasonni	Italy	73	73	77	76	299
19	Jack Hargreaves	UK	73	78	79	69	299
19	W.J. Henderson	UK	77	73	76	73	299
19	Kel Nagle	Australia	76	76	72	75	299
19	Christy O'Connor Sr	Rep. of Ire.	79	74	72	74	299
24	Joe Carr (A)	Rep. of Ire.	75	76	73	76	300
24	P. Traviani	Italy	74	79	73	74	300
24	Flory Van Donck	Belgium	72	76	76	76	300
24	Eddie Whitcombe	England	74	74	76	76	300
28	J. McKenna	UK	74	76	76	76	302
28	Alan Poulton	UK	77	77	73	75	302
28	Walter Smithers	UK	75	73	76	78	302
31	C.H. Beamish (A)	UK	76	78	73	76	303
31	Arthur Lees	UK	75	74	76	78	303
31	G.N. Roffe	UK	78	76	78	71	303

POS	PLAYER	COUNTRY	R1	R2	R3	R4	TOTAL
31	Charles Rotar	USA	76	76	76	75	303
35	W.C.A. Hancock	UK	78	74	72	80	304
35	Sam King	UK	78	76	77	73	304
37	F.G. Allott	UK	74	79	77	75	305
37	John Fallon	UK	78	73	80	74	305
37	J.A. Jacobs	UK	76	77	77	75	305
40	Eric Brown	UK	74	77	83	72	306
40	Robert Halsall	UK	80	74	77	75	306
40	Arthur Lacey	UK	75	76	79	76	306
40	Gregor McIntosh	UK	76	71	80	79	306
44	Hassan Hassanein	Egypt	79	73	74	81	307
45	C. Kane	UK	75	76	81	77	309
46	Norman Von Nida	Australia	68	77	80	NR	
47	Alfonso Angelini	Italy	73	82	-	-	
47	Fred Bullock	UK	76	79	-	-	
47	J.P. Carroll (A)	UK	76	79	-	-	
47	Arthur Clark	USA	80	75	-	-	
47	Tom Haliburton	UK	79	76	-	-	
47	Jim Henderson	UK	74	81	-	-	
47	H.E. McNeil	UK	75	80	-	-	
47	Alf Padgham	England	81	74	-	-	
55	Ken Bousfield	UK	78	78	-	-	
55	Walter Lees	UK	79	77	-	-	
55	J. Wade	UK	76	80	-	-	
58	Ken Adwick	UK	79	78	-	-	
58	R. Ferguson	UK	82	75	-	-	
58	W.H. Green	UK	81	76	-	-	
58	John Jacobs	England	81	76	-	-	
58	Alastair Shepherd	UK	78	79	-	-	
58	Hector Thomson	UK	79	78	-	-	
64	Jean-Baptiste Ado	France	83	75	-	-	
64	T.H.T. Fairbairn	UK	75	83	-	-	
64	J.H. Hawkins	UK	76	82	-	-	

POS	PLAYER	COUNTRY	R1	R2	R3	R4	TOTAL
64	Reg Knight	UK	78	80	-	-	
68	Peter Alliss	UK	79	80	-	-	
68	S.S. Field	UK	80	79	-	-	
68	J. Knipe	UK	78	81	-	-	
68	J. McCartney	UK	80	79	-	-	
68	J.R. Moses	UK	78	81	-	-	
68	Alan Thirlwell (A)	UK	77	82	-	-	
68	H.A.J. Young	UK	82	77	-	-	
75	Sam Bacon	Rep. of Ire.	82	78	-	-	
75	Harry Karlsson	Sweden	79	81	-	-	
75	Jimmy Martin	UK	80	80	-	-	
75	P.G. Stevenson	UK	81	79	-	-	
75	G.M. White	UK	79	81	-	-	
75	J.E. Wiggett	UK	77	83	-	-	
81	W.B.J. Armstrong (A)	UK	81	80	-	-	
81	Aldo Casera	Italy	84	77	-	-	
81	Walter Hill	Zambia	80	81	-	-	
81	George Howard	UK	80	81	-	-	
81	John Hunter	UK	77	84	-	-	
86	B.C. Twite	UK	81	81	-	-	
86	Reg Whitcombe	England	82	80	-	-	
88	Henri De Lamaze (A)	France	83	80	-	-	
88	Norman Drew (A)	UK	75	88	-	-	
88	John Glover (A)	UK	80	83	-	-	
88	H. Middleton	UK	81	82	-	-	
88	G.W. Packer (A)	South Africa	82	81	-	-	
88	Adam Whiston	UK	83	80	-	-	
94	William Hastings	UK	84	80	-	-	
94	Al Zimmerman	USA	81	83	-	-	
96	L.J. Ranells (A)	UK	80	85	-	-	
97	Christy Greene	Rep. of Ire.	81	85	-	-	
98	B.J. Keartland (A)	South Africa	81	87	-	-	



1950 – Royal Troon

Date: 5-7 July 1950
 Champion: **Bobby Locke**
 Total: 279
 Round Scores: **69 72 70 68**
 Total Purse: **£1,500**
 First Prize: **£300**
 Runner Up: **Roberto de Vincenzo**
 Silver Medal (amateur): **Frank Stranahan**
 Field: 93
 Cut/No. who advanced 36 holes: **148/35**

Leader each round
 Round 1: **Arthur Lees 68**
 Round 2: **Dai Rees 139**
 Round 3: **Bobby Locke, Roberto de Vincenzo, Dai Rees 211**

Low score for each round
 Round 1: **68 Arthur Lees**
 Round 2: **68 Dai Rees, Eric Moore**
 Round 3: **68 Roberto de Vincenzo, Arthur Lees, Sam King**
 Final Round: **66 Fred Daly, Frank Stranahan (A)**

POS	PLAYER	COUNTRY	R1	R2	R3	R4	TOTAL	POS	PLAYER	COUNTRY	R1	R2	R3	R4	TOTAL	POS	PLAYER	COUNTRY	R1	R2	R3	R4	TOTAL
1	Bobby Locke	South Africa	69	72	70	68	279	32	Syd Scott	UK	75	71	75	75	296	59	T.H.T. Fairbairn	UK	75	77	-	-	-
2	Roberto de Vincenzo	Argentina	72	71	68	70	281	33	J. Carroll	UK	73	72	74	79	298	59	W.S. Forrester	UK	75	77	-	-	-
3	Fred Daly	N. Ireland	75	72	69	66	282	33	Alf Perry	England	73	74	76	75	298	59	H.O. Pickworth	Australia	75	77	-	-	-
3	Dai Rees	UK	71	68	72	71	282	35	J.C. Wilson (A)	UK	72	76	79	72	299	59	Charlie Ward	UK	77	75	-	-	-
5	Max Faulkner	England	72	70	70	71	283	36	H. Adams	UK	75	74	-	-	-	67	Ernest Kenyon	UK	79	74	-	-	-
5	Eric Moore	South Africa	74	68	73	68	283	36	G. Boomer	Belgium	72	77	-	-	-	67	Harry Weetman	UK	75	78	-	-	-
7	Fred Bullock	UK	71	71	71	71	284	36	Ken Bousfield	UK	77	72	-	-	-	67	J.E. Wiggett	UK	73	80	-	-	-
7	Arthur Lees	UK	68	76	68	72	284	36	John Fallon	UK	72	77	-	-	-	70	John Morton Dykes Jr (A)	UK	80	74	-	-	-
9	Sam King	UK	70	75	68	73	286	36	Albert Pelissier	France	77	72	-	-	-	70	K. Hassan	Egypt	74	80	-	-	-
9	Frank Stranahan (A)	USA	77	70	73	66	286	36	A.M. Robertson	UK	75	74	-	-	-	70	Walter Lyle	UK	76	78	-	-	-
9	Flory Van Donck	Belgium	73	71	72	70	286	36	J. Wade	UK	75	74	-	-	-	70	G.N. Roffe	UK	79	75	-	-	-
12	Jimmy Adams	UK	73	75	69	70	287	36	Reg Whitcombe	England	77	72	-	-	-	74	Hamish Ballingall	UK	78	77	-	-	-
12	Walter Smithers	UK	74	70	73	70	287	36	H.A.J. Young	UK	74	75	-	-	-	74	W.H. Green	UK	74	81	-	-	-
14	Johnny Bulla	USA	73	70	71	74	288	45	Antonio Cerda	Argentina	77	73	-	-	-	74	T. Hassall	UK	75	80	-	-	-
14	Hector Thomson	UK	71	72	73	72	288	45	Arthur Clark	USA	74	76	-	-	-	74	Alan Thirlwell (A)	UK	78	77	-	-	-
16	Harry Bradshaw	Rep. of Ire.	73	71	75	70	289	45	Keith Dalby	UK	77	73	-	-	-	78	Ken Adwick	UK	79	77	-	-	-
17	Reg Horne	UK	73	75	71	71	290	45	Eric Green	UK	76	74	-	-	-	78	Gordon Durward	UK	82	74	-	-	-
17	John McHale (A)	USA	73	73	74	70	290	45	Bill Shankland	UK	77	73	-	-	-	78	William MacDonald	UK	84	72	-	-	-
17	Eddie Whitcombe	England	69	76	72	73	290	45	Alan Waters	UK	76	74	-	-	-	78	R.C. MacGregor (A)	UK	80	76	-	-	-
20	Alf Padgham	England	77	71	74	69	291	51	J. Armour (A)	UK	77	74	-	-	-	78	R. Mason	UK	79	77	-	-	-
20	John Panton	UK	76	69	70	76	291	51	Dick Burton	England	73	78	-	-	-	78	Alan Poulton	UK	75	81	-	-	-
20	Norman Von Nida	Australia	74	72	76	69	291	51	Cecil Denny	UK	77	74	-	-	-	78	E.W. Ward	UK	81	75	-	-	-
23	Eric Brown	UK	73	73	73	73	292	51	Robert Halsall	UK	76	75	-	-	-	85	J.S. Anderson	UK	78	79	-	-	-
24	Trevor Allen	UK	77	70	75	71	293	51	Jack Hargreaves	UK	75	76	-	-	-	85	Tom Collinge	UK	79	78	-	-	-
24	William Branch	UK	71	69	78	75	293	51	W. Irvine (A)	UK	76	75	-	-	-	85	Bill Cox	UK	81	76	-	-	-
24	S.S. Field	UK	73	71	73	76	293	51	D.F. Smalldon	UK	78	73	-	-	-	85	J.E. Watt	UK	82	75	-	-	-
24	Norman Sutton	UK	71	75	74	73	293	51	H. Watt	UK	75	76	-	-	-	89	William Hastings	UK	76	83	-	-	-
24	G.M. White	UK	74	74	73	72	293	59	Laurie Ayton Jr	UK	75	77	-	-	-	90	W.R. Hallam	UK	81	79	-	-	-
29	F.G. Allott	UK	72	71	77	74	294	59	Donald Cameron (A)	UK	77	75	-	-	-	91	A. Stevenson (A)	UK	85	76	-	-	-
30	David Blair (A)	UK	72	72	77	74	295	59	Aldo Casera	Italy	76	76	-	-	-	92	G.C. Griffiths (A)	UK	83	85	-	-	-
30	Hassan Hassanein	Egypt	73	72	77	73	295	59	J.I. Cruikshank	Argentina	77	75	-	-	-	93	Tom Haliburton	UK	84	Wd	-	-	-



1949 – Royal St George's

Date: 6-8 July 1949

Champion: **Bobby Locke**

Total: **283**

Round Scores: **69 76 68 70**

Total Purse: **£1,500**

First Prize: **£300**

Runner Up: **Harry Bradshaw**

Silver Medal (amateur): **Frank Stranahan**

Field: **96**

Cut/No. who advanced 36 holes: **147/31**

Leader each round

Round 1: **Jimmy Adams 67**

Round 2: **Sam King 140**

Round 3: **Bobby Locke, Harry Bradshaw, Max Faulkner 213**

Low score for each round

Round 1: **67 Jimmy Adams**

Round 2: **69 Sam King**

Round 3: **68 Harry Bradshaw, Bobby Locke**

Final Round: **67 Ken Bousfield**



POS	PLAYER	COUNTRY	R1	R2	R3	R4	TOTAL
1	Bobby Locke	South Africa	69	76	68	70	283
2	Harry Bradshaw	Rep. of Ire.	68	77	68	70	283
3	Roberto de Vicenzo	Argentina	68	75	73	69	285
4	Sam King	UK	71	69	74	72	286
4	Charlie Ward	UK	73	71	70	72	286
6	Max Faulkner	England	71	71	71	74	287
6	Arthur Lees	UK	74	70	72	71	287
8	Jimmy Adams	UK	67	77	72	72	288
8	John Fallon	UK	69	75	72	72	288
8	Walter Smithers	UK	72	75	70	71	288
11	Ken Bousfield	UK	69	77	76	67	289
11	Bill Shankland	UK	69	73	74	73	289
13	Frank Stranahan (A)	USA	71	73	74	72	290
14	William Branch	UK	71	75	74	71	291
14	Dick Burton	England	73	70	74	74	291
14	J. Knipe	UK	76	71	72	72	291
17	Walter Lees	UK	74	72	69	78	293
18	Alan Waters	UK	70	76	75	73	294
19	Norman Sutton	UK	69	78	75	73	295
20	Reg Horne	UK	73	74	75	74	296
20	Arthur Lacey	UK	72	73	73	78	296
20	Gregor McIntosh	UK	70	77	76	73	296
20	William McMinn	UK	70	75	78	73	296
20	E.A. Southerden	UK	69	76	74	77	296
25	J. Wade	UK	71	74	77	75	297
26	H.E. Osborne	UK	73	74	75	76	298
27	Johnny Bulla	USA	71	73	76	79	299
28	Ugo Grappasonni	Italy	70	76	77	77	300
29	Ernest Kenyon	UK	72	75	77	77	301
30	G.M. White	UK	74	71	80	78	303
31	Francis Francis (A)	UK	72	74	82	79	307
32	William Anderson	UK	71	77	-	-	-

POS	PLAYER	COUNTRY	R1	R2	R3	R4	TOTAL
32	E. Blasi	Argentina	74	74	-	-	-
32	Tom Collinge	UK	71	77	-	-	-
32	Cecil Denny	UK	72	76	-	-	-
32	A.G. Harrison	UK	75	73	-	-	-
32	George Johnson	UK	73	75	-	-	-
32	Frank Jowle	UK	76	72	-	-	-
32	G.N. Roffe	UK	73	75	-	-	-
32	Ricardo Rossi	Brazil	74	74	-	-	-
32	Hector Thomson	UK	74	74	-	-	-
32	Reg Whitcombe	England	71	77	-	-	-
43	Ken Adwick	UK	69	80	-	-	-
43	Laurie Ayton Jr	UK	75	74	-	-	-
43	Antonio Cerda	Argentina	74	75	-	-	-
43	Bill Cox	UK	75	74	-	-	-
43	W.H. Green	UK	72	77	-	-	-
43	Alf Padgham	England	72	77	-	-	-
43	Alan Poulton	UK	73	76	-	-	-
43	Dai Rees	UK	73	76	-	-	-
43	P. Viola	Uruguay	78	71	-	-	-
43	Eddie Whitcombe	England	75	74	-	-	-
53	Allan Dailey	UK	72	78	-	-	-
53	Henri De Lamaze (A)	France	76	74	-	-	-
53	R.G. French	UK	77	73	-	-	-
53	W.C.A. Hancock	UK	75	75	-	-	-
53	George Howard	UK	75	75	-	-	-
53	Syd Scott	UK	76	74	-	-	-
53	Flory Van Donck	Belgium	70	80	-	-	-
53	Bert Williamson	UK	74	76	-	-	-
61	Fred Daly	N. Ireland	75	76	-	-	-
62	Fred Bullock	UK	76	76	-	-	-
62	Aldo Casera	Italy	76	76	-	-	-
62	George Knight	UK	75	77	-	-	-

POS	PLAYER	COUNTRY	R1	R2	R3	R4	TOTAL
62	Reg Knight	UK	74	78	-	-	-
62	Walter Lyle	UK	73	79	-	-	-
62	Alf Perry	England	73	79	-	-	-
68	W.R. Firkins	UK	74	79	-	-	-
68	Jack Hargreaves	UK	76	77	-	-	-
68	D.H.R. Martin (A)	UK	75	78	-	-	-
68	A.G. Matthews	UK	74	79	-	-	-
68	John Panton	UK	72	81	-	-	-
68	H. Riseborough	UK	77	76	-	-	-
68	Thomas Spence	UK	74	79	-	-	-
68	S. Stenhouse	UK	74	79	-	-	-
76	Trevor Allen	UK	77	77	-	-	-
76	Alfred G. Beck	UK	76	78	-	-	-
76	Willie Hunter	UK	75	79	-	-	-
76	Alex Murray	UK	79	75	-	-	-
76	Harry Weetman	UK	78	76	-	-	-
81	Percy Alliss	UK	74	81	-	-	-
81	John Beck (A)	UK	79	76	-	-	-
81	Arthur Havers	England	77	78	-	-	-
81	Edward Jarman	UK	78	77	-	-	-
81	W.G. Pierce	UK	79	76	-	-	-
86	J.M. McMillan	UK	78	78	-	-	-
86	A.S.G. Thompson (A)	UK	77	79	-	-	-
88	William Collins	UK	79	78	-	-	-
88	T.E. Odams	UK	77	80	-	-	-
90	F.G. Allott	UK	81	77	-	-	-
91	J. Morris	UK	76	83	-	-	-
92	Robert Ballantine	UK	78	82	-	-	-
92	Cyril Tolley (A)	UK	79	81	-	-	-
94	Peter Alliss	UK	80	81	-	-	-
94	H.R. Manton	UK	77	84	-	-	-
96	J.R.C. Quilter (A)	UK	82	NR	-	-	-



1948 – Muirfield

Date: 30 June – 2 July 1948

Champion: **Henry Cotton**

Total: 284

Round Scores: 71 66 75 72

Total Purse: £1,000

First Prize: £150

Runner Up: **Fred Daly**

Leading Amateurs:*

Mario Gonzales, E.C.Kingsley

Field: 97

Cut/No. who advanced 36 holes: 148/36

Leader each round

Round 1: **Charlie Ward, Flory Van Donck, Sam King 69**

Round 2: **Henry Cotton 137**

Round 3: **Henry Cotton 212**

Low score for each round

Round 1: **69 Charlie Ward, Flory Van Donck, Sam King**

Round 2: **66 Henry Cotton**

Round 3: **70 Mario Gonzales (A)**

Final Round: **70 E.C.Kingsley (A)**

POS	PLAYER	COUNTRY	R1	R2	R3	R4	TOTAL
1	Henry Cotton	England	71	66	75	72	284
2	Fred Daly	N. Ireland	72	71	73	73	289
3	Roberto de Vicenzo	Argentina	70	73	72	75	290
3	Jack Hargreaves	UK	76	68	73	73	290
3	Norman Von Nida	Australia	71	72	76	71	290
3	Charlie Ward	UK	69	72	75	74	290
7	Johnny Bulla	USA	74	72	73	72	291
7	Sam King	UK	69	72	74	76	291
7	Alf Padgham	England	73	70	71	77	291
7	Flory Van Donck	Belgium	69	73	73	76	291
11	Mario Gonzales (A)	Brazil	76	72	70	75	293
11	E.C. Kingsley (A)	USA	77	69	77	70	293
11	Arthur Lees	UK	73	69	73	78	293
11	Alan Waters	UK	75	71	70	77	293
15	Max Faulkner	England	75	71	74	74	294
15	Dai Rees	UK	73	71	76	74	294
15	Eddie Whitcombe	England	74	73	73	74	294
18	Dick Burton	England	74	70	74	77	295
18	Frank Jowle	UK	70	78	74	73	295
18	Reg Whitcombe	England	77	67	77	74	295
21	Ken Bousfield	UK	76	71	73	76	296
21	John Fallon	UK	73	74	74	75	296
23	Tom Haliburton	UK	73	74	76	74	297
23	Alf Perry	England	77	71	76	73	297
23	Frank Stranahan (A)	USA	77	71	75	74	297
23	Norman Sutton	UK	72	73	77	75	297
27	Claude Harmon	USA	75	73	78	72	298
28	Otway Hayes	South Africa	74	73	75	78	300
28	Reg Horne	UK	71	77	73	79	300
30	Arthur Clark	USA	74	71	75	81	301
30	Harold Gould	UK	75	73	78	75	301
32	William Collins	UK	77	69	77	79	302
32	Robert Cruikshank	USA	74	74	77	77	302

POS	PLAYER	COUNTRY	R1	R2	R3	R4	TOTAL
32	Lawson Little	USA	72	76	76	78	302
32	Charles Whitcombe	England	74	72	75	81	302
36	Walter Lyle	UK	72	75	80	80	307
37	Jimmy Adams	UK	75	74	-	-	-
37	Trevor Allen	UK	74	75	-	-	-
37	Harry Bradshaw	Rep. of Ire.	75	74	-	-	-
37	T. Gardner	UK	74	75	-	-	-
37	George Johnson	UK	75	74	-	-	-
37	J. Knipe	UK	73	76	-	-	-
37	Arthur Lacey	UK	72	77	-	-	-
37	S.B. Williamson (A)	UK	75	74	-	-	-
45	Laurie Ayton Jr	UK	74	76	-	-	-
45	T.H.T. Fairbairn	UK	75	75	-	-	-
45	A.G. Harrison	UK	76	74	-	-	-
45	Jimmy Thomson	USA	74	76	-	-	-
49	Percy Alliss	UK	76	75	-	-	-
49	George Mackie (A)	UK	77	74	-	-	-
49	R. Pattinson (A)	UK	75	76	-	-	-
52	Eric Brown	UK	77	75	-	-	-
52	G.A. Maisey	UK	77	75	-	-	-
54	F.G. Allott	UK	77	76	-	-	-
54	Fred Bullock	UK	79	74	-	-	-
54	James H. Busson Jr	UK	73	80	-	-	-
54	Walter Lees	UK	75	78	-	-	-
54	Ted McNeill	UK	80	73	-	-	-
54	Charles Rotar	USA	75	78	-	-	-
54	E.A. Southerden	UK	74	79	-	-	-
54	A.S. Tibbles	UK	74	79	-	-	-
54	J. Woodman	UK	75	78	-	-	-
63	J.S. Anderson	UK	76	78	-	-	-
63	J. Carroll	UK	78	76	-	-	-
63	H. Coleman	UK	78	76	-	-	-
63	Eric Green	UK	82	72	-	-	-

POS	PLAYER	COUNTRY	R1	R2	R3	R4	TOTAL
63	John Panton	UK	80	74	-	-	-
63	Basil Shepard	UK	80	74	-	-	-
63	Thomas Spence	UK	76	78	-	-	-
70	Frank Dennis	UK	79	76	-	-	-
70	J.A. Jacobs	UK	77	78	-	-	-
70	H.E. Osborne	UK	77	78	-	-	-
70	B.G. Preston	UK	76	79	-	-	-
74	William Anderson	UK	79	77	-	-	-
74	John J. Busson	UK	77	79	-	-	-
74	David C. Loudon (A)	UK	76	80	-	-	-
77	Cecil Denny	UK	83	74	-	-	-
77	David S Govan (A)	UK	81	76	-	-	-
77	Roger Jennings	UK	78	79	-	-	-
77	A.M. Robertson	UK	77	80	-	-	-
81	J.L. Black	UK	78	80	-	-	-
81	Allan Dailey	UK	80	78	-	-	-
81	Jock Henderson	UK	79	79	-	-	-
81	Brodie A. Lennox (A)	UK	79	79	-	-	-
81	Gregor McIntosh	UK	78	80	-	-	-
86	Tom Collinge	UK	80	79	-	-	-
86	Ugo Grappasonni	Italy	81	78	-	-	-
86	Pietro Manca	Italy	77	82	-	-	-
86	C.W.W. Rigby	UK	77	82	-	-	-
86	Hector Thomson	UK	78	81	-	-	-
91	J. Morris	UK	78	82	-	-	-
91	G. Robertson-Durham (A)	UK	79	81	-	-	-
93	Keith Dalby	UK	81	80	-	-	-
93	Gerry De Wit	Netherlands	78	83	-	-	-
93	A.S. Flockhart (A)	UK	83	78	-	-	-
96	Arthur Perowne (A)	UK	79	84	-	-	-
97	Norman Quigley	UK	80	84	-	-	-

* Note – The Silver Medal for the Leading Amateur was first awarded in 1949



1947 – Royal Liverpool

Date: 2-4 July 1947

Champion: **Fred Daly**

Total: 293

Round Scores: 73 70 78 72

Total Purse: £1,000

First Prize: £150

Runner Up: **Reg Horne,**

Frank Stranahan (A)

Leading Amateur: **Frank Stranahan**

Field: 98

Cut/No. who advanced 36 holes: 156/39

Leader each round

Round 1: **Henry Cotton, Laurie Ayton Jr 69**

Round 2: **Fred Daly 143**

Round 3: **Fred Daly, Henry Cotton, Norman Von Nida,
Arthur Lees 221**


Low score for each round

Round 1: **69 Henry Cotton, Laurie Ayton Jr**

Round 2: **70 Fred Daly**

Round 3: **70 Alf Perry**

Final Round: **70 Bill Shankland**



POS	PLAYER	COUNTRY	R1	R2	R3	R4	TOTAL
1	Fred Daly	N. Ireland	73	70	78	72	293
2	Reg Horne	UK	77	74	72	71	294
2	Frank Stranahan (A)	USA	71	79	72	72	294
4	Bill Shankland	UK	76	74	75	70	295
5	Dick Burton	England	77	71	77	71	296
6	Johnny Bulla	USA	80	72	74	71	297
6	Henry Cotton	England	69	78	74	76	297
6	Sam King	UK	75	72	77	73	297
6	Arthur Lees	UK	75	74	72	76	297
6	Norman Von Nida	Australia	74	76	71	76	297
6	Charlie Ward	UK	76	73	76	72	297
12	Jimmy Adams	UK	73	80	71	75	299
13	Alf Padgham	England	75	75	74	76	300
13	Reg Whitcombe	England	75	77	71	77	300
15	Laurie Ayton Jr	UK	69	80	74	79	302
15	Fred Bullock	UK	74	78	78	72	302
17	Norman Sutton	UK	77	76	73	77	303
18	Vic Ghezzi	USA	75	78	72	79	304
18	Alf Perry	England	76	77	70	81	304
18	Eddie Whitcombe	England	77	76	74	77	304
21	Dai Rees	UK	77	74	73	81	305
21	Flory Van Donck	Belgium	73	76	81	75	305
23	Alan Waters	UK	75	78	76	77	306
24	John Burton	UK	73	79	76	81	309
25	James H. Busson Jr	UK	80	76	71	83	310
25	J.A. Jacobs	UK	75	80	76	79	310
27	Ken Bousfield	UK	78	76	79	78	311
27	Arthur Havers	England	80	76	79	76	311
27	Norman Quigley	UK	79	77	76	79	311
27	Basil Shepard	UK	78	78	77	78	311
31	T.E. Odams	UK	80	76	79	77	312
32	William Anderson	UK	74	81	80	79	314
32	Max Faulkner	England	78	76	81	79	314

POS	PLAYER	COUNTRY	R1	R2	R3	R4	TOTAL
32	Frank Jowle	UK	75	80	80	79	314
35	W.B. Thomson	UK	78	76	78	83	315
36	Jock Henderson	UK	78	78	81	79	316
37	T. Gardner	UK	77	76	77	89	319
38	Bert Hodson	UK	79	77	84	84	324
39	D. McEwan	UK	77	79	87	84	327
40	Archie Compston	UK	81	76	-	-	-
41	Tom Dobson	UK	82	76	-	-	-
41	Walter Lees	UK	78	80	-	-	-
43	Allan Dailey	UK	78	81	-	-	-
43	Tom Haliburton	UK	80	79	-	-	-
45	Jack McLean	UK	75	85	-	-	-
45	Charles Whitcombe	England	80	80	-	-	-
47	C.T. Jennings (A)	USA	83	79	-	-	-
48	Arthur Perowne (A)	UK	79	84	-	-	-
49	Gordon Durward	UK	82	84	-	-	-
50	G.I. Duncan	UK	87	85	-	-	-
51	Jack Hargreaves	UK	75	-	-	-	-
52	L. Cliffe	UK	76	-	-	-	-
53	W.R. Firkins	UK	77	-	-	-	-
53	J. Rothwell (A)	UK	77	-	-	-	-
55	R.H. Brown	UK	78	-	-	-	-
55	I.W. Calder (A)	UK	78	-	-	-	-
55	H. Coleman	UK	78	-	-	-	-
55	Harold Gould	UK	78	-	-	-	-
55	J.S. Hughes	UK	78	-	-	-	-
60	J.L. Black	UK	79	-	-	-	-
60	Cecil Denny	UK	79	-	-	-	-
60	R.G. French	UK	79	-	-	-	-
60	Reg Knight	UK	79	-	-	-	-
60	T. McMillan	UK	79	-	-	-	-
60	H.W. Myers	UK	79	-	-	-	-
60	Herbert Rhodes	UK	79	-	-	-	-

POS	PLAYER	COUNTRY	R1	R2	R3	R4	TOTAL
60	J.H. Rudd	UK	79	-	-	-	-
60	Douglas Stevenson (A)	UK	79	-	-	-	-
69	F.G. Allott	UK	80	-	-	-	-
69	Harry Bradshaw	Rep. of Ire.	80	-	-	-	-
69	J. Higham	UK	80	-	-	-	-
69	H.R. Manton	UK	80	-	-	-	-
69	Gregor McIntosh	UK	80	-	-	-	-
69	A.M. Robertson	UK	80	-	-	-	-
75	Bill Cox	UK	81	-	-	-	-
75	A.M. Fixter	UK	81	-	-	-	-
75	J.A. Flaherty (A)	UK	81	-	-	-	-
75	W.H. Green	UK	81	-	-	-	-
75	A.G. Matthews	UK	81	-	-	-	-
75	Fred Taggart	UK	81	-	-	-	-
81	Reg Cox	UK	82	-	-	-	-
81	Robert Jarman	UK	82	-	-	-	-
81	H.E. Osborne	UK	82	-	-	-	-
81	Kenneth Thom (A)	UK	82	-	-	-	-
81	L. Topping	UK	82	-	-	-	-
81	J.E. Watt	UK	82	-	-	-	-
87	Tom Collinge	UK	83	-	-	-	-
87	T.H.T. Fairbairn	UK	83	-	-	-	-
87	J. Morris	UK	83	-	-	-	-
87	R.J. Thompson (A)	UK	83	-	-	-	-
91	J.V. Moody (A)	UK	84	-	-	-	-
91	Edward Musty	UK	84	-	-	-	-
93	Alfred G. Beck	UK	85	-	-	-	-
93	G.A. Malsey	UK	85	-	-	-	-
95	Bert Gadd	UK	86	-	-	-	-
95	Syd Scott	UK	86	-	-	-	-
95	Harry Smith	UK	86	-	-	-	-
98	Bert Williamson	UK	88	-	-	-	-





1946 – St Andrews

Date: 3-5 July 1946

Champion: **Sam Snead**

Total: 290

Round Scores: 71 70 74 75

Total Purse: £1,000

First Prize: £150

Runner Up: **Johnny Bulla, Bobby Locke**

Leading Amateur: **R.K. Bell**

Field: 100

Cut/No. who advanced 36 holes: 156/38

Leader each round

Round 1: **Bobby Locke 69**

Round 2: **Henry Cotton 140**

Round 3: **Sam Snead, Johnny Bulla, Dai Rees 215**


Low score for each round

Round 1: **69 Bobby Locke**

Round 2: **67 Dai Rees**

Round 3: **72 Johnny Bulla, Lawson Little**

Final Round: **73 Harry Bradshaw**



POS	PLAYER	COUNTRY	R1	R2	R3	R4	TOTAL
1	Sam Snead	USA	71	70	74	75	290
2	Johnny Bulla	USA	71	72	72	79	294
2	Bobby Locke	South Africa	69	74	75	76	294
4	Henry Cotton	England	70	70	76	79	295
4	Dai Rees	UK	75	67	73	80	295
4	Norman Von Nida	Australia	70	76	74	75	295
4	Charlie Ward	UK	73	73	73	76	295
8	Fred Daly	N. Ireland	77	71	76	74	298
8	Joe Kirkwood	Australia	71	75	78	74	298
10	Lawson Little	USA	78	75	72	74	299
11	Harry Bradshaw	Rep. of Ire.	76	75	76	73	300
12	Dick Burton	England	74	76	76	76	302
13	Bill Shankland	UK	76	76	77	75	304
14	William Anderson	UK	76	76	78	75	305
14	Reg Whitcombe	England	71	76	82	76	305
16	Laurie Ayton Jr	UK	77	74	80	75	306
17	Percy Alliss	UK	74	72	82	79	307
18	Archie Compston	UK	77	74	77	80	308
18	Frank Jowle	UK	78	74	76	80	308
18	Arthur Lees	UK	77	71	78	82	308
21	George Knight	UK	77	75	82	76	310
21	Eddie Whitcombe	England	75	79	77	79	310
23	W.R. Firkins	UK	75	76	80	80	311
24	R.K. Bell (A)	UK	81	73	81	77	312
24	J.A. Jacobs	UK	76	77	80	79	312
26	Alf Perry	England	78	77	78	80	313
26	J.C. Wilson (A)	UK	78	76	81	78	313
28	Andrew Dowie (A)	UK	81	71	80	83	315
28	A.M. Robertson	UK	79	75	80	81	315
28	Flory Van Donck	Belgium	76	78	83	78	315
31	Tom Haliburton	UK	78	76	81	81	316
31	Alf Padgham	England	79	74	76	87	316
31	Ronald White (A)	UK	76	79	84	77	316
34	Norman Sutton	UK	76	77	80	84	317

POS	PLAYER	COUNTRY	R1	R2	R3	R4	TOTAL
35	Fred Bullock	UK	80	75	87	76	318
35	W.H. Green	UK	76	76	83	83	318
37	Albert Isherwood	UK	77	78	83	81	319
38	J.M. Urry (A)	UK	79	75	87	85	326
39	Jimmy Adams	UK	80	77	-	-	-
39	John Fallon	UK	80	77	-	-	-
39	Max Faulkner	England	78	79	-	-	-
39	Robert Halsall	UK	77	80	-	-	-
39	W.C.A. Hancock	UK	71	86	-	-	-
39	Arthur Havers	England	80	77	-	-	-
45	William H. Davies	UK	81	77	-	-	-
45	Cecil Denny	UK	81	77	-	-	-
45	R.G. French	UK	82	76	-	-	-
45	Reg Horne	UK	83	75	-	-	-
45	John Lawrie (A)	UK	79	79	-	-	-
45	Jack McLean	UK	79	79	-	-	-
45	Eric McRuvie (A)	UK	81	77	-	-	-
45	J. Morris	UK	81	77	-	-	-
53	E.J. Hackett	UK	79	80	-	-	-
53	George Johnson	UK	77	82	-	-	-
53	John Langley (A)	UK	83	76	-	-	-
53	Norman Quigley	UK	79	80	-	-	-
53	Syd Scott	UK	82	77	-	-	-
53	Harry Smith	UK	80	79	-	-	-
53	S.B. Williamson (A)	UK	79	80	-	-	-
53	H.A.J. Young	UK	79	80	-	-	-
61	Donald Cameron (A)	UK	79	81	-	-	-
61	Bill Cox	UK	81	79	-	-	-
61	Ernest Kenyon	UK	83	77	-	-	-
61	Alex Kyle (A)	UK	81	79	-	-	-
61	D.A. Levermore	UK	79	81	-	-	-
61	Gregor McIntosh	UK	79	81	-	-	-
61	John Wallace (A)	UK	82	78	-	-	-
61	Arne Werkell	Sweden	77	83	-	-	-

POS	PLAYER	COUNTRY	R1	R2	R3	R4	TOTAL
69	Jack Ballantine	UK	82	80	-	-	-
69	Stanley Black	UK	78	84	-	-	-
69	William Collins	UK	81	81	-	-	-
69	S.S. Field	UK	83	79	-	-	-
69	William McMinn	UK	84	78	-	-	-
69	Walter Smithers	UK	84	78	-	-	-
69	Bob Sweeney Jr (A)	USA	85	77	-	-	-
69	Kenneth Thom (A)	UK	84	78	-	-	-
69	L. Topping	UK	81	81	-	-	-
69	W.S. Wise (A)	UK	79	83	-	-	-
79	John J. Busson	UK	83	80	-	-	-
79	John Morton Dykes Jr (A)	UK	80	83	-	-	-
79	Alastair McLeod (A)	UK	82	81	-	-	-
79	Ian McPherson	UK	81	82	-	-	-
79	Bert Williamson	UK	85	78	-	-	-
84	Reg Cox	UK	82	82	-	-	-
84	Jack Seager	UK	82	82	-	-	-
84	A.B. Taylor (A)	UK	84	80	-	-	-
87	William Branch	UK	87	78	-	-	-
87	R. Pattinson (A)	UK	81	84	-	-	-
87	Fred Taggart	UK	83	82	-	-	-
87	Erle Watson (A)	UK	84	81	-	-	-
91	James Paterson	UK	85	81	-	-	-
92	F.G. Allott	UK	86	81	-	-	-
92	A.G. Harrison	UK	81	86	-	-	-
92	Walter Lyle	UK	84	83	-	-	-
92	Gerald Micklem (A)	UK	85	82	-	-	-
96	C. Goodchild	UK	85	83	-	-	-
96	A.W. Sanders	UK	90	78	-	-	-
98	Gabriel Gonzalez Garcia	Spain	85	84	-	-	-
99	Tom Wilson	UK	87	84	-	-	-
100	C.A. Winks	UK	87	86	-	-	-

Sam Snead takes first post-war title

Sam Snead did not endear himself to the people of St Andrews when word got round that on the train pulling into the town he had looked out of the window and said: “It looks like an old abandoned kinda place.”

Of course, he was speaking about the Old Course, which fittingly was chosen to host the first Open after WWII, just as it had hosted the last one seven years earlier. Dick Burton had waited all that time to defend his title and promptly drove out of bounds on the first hole.

By the end of the week Snead had won over his detractors thanks to the quality of his golf, his powerful game – he regularly drove the green at the ninth, 10th and 12th holes – and wonderfully smooth swing. He won by four strokes from Bobby Locke, who would go on to become a four-time Champion, and fellow American Johnny Bulla, who was also a runner-up in the 1939 Open.

Locke led after an opening 69 and then Henry Cotton took over with two rounds of 70. Snead was one behind after scores of 71 and 70, while Dai Rees, the “Welsh Wizard”, produced a

record score of 67 in the second round to trail by two. It was a windy final day and Snead had a 74 in the third round to share the lead with Rees and Bulla.

The scoring was even higher in the afternoon. Rees went into the Swilcan Burn at the first, as Cotton had done, and dropped to fourth place with an 80. Bulla had a 79, while Locke closed with a 76. Snead was almost out of bounds at the first after slicing his drive but remained unflustered throughout his winning 75. No Champion since has recorded a higher final round but it was plenty good enough for the American.





1939 – St Andrews

Date: 5-7 July 1939

Champion: **Dick Burton**

Total: 290

Round Scores: 70 72 77 71

Total Purse: £500

First Prize: £100

Runner Up: **Johnny Bulla**

Leading Amateur: **Jimmy Bruen Jr**

Field: 129

Cut/No. who advanced 36 holes: 150/34

Leader each round

Round 1: **Dick Burton, Bobby Locke, Max Faulkner, James H. Busson Jr 70**

Round 2: **Dick Burton 142**

Round 3: **John Fallon 215**


Low score for each round

Round 1: **70 Dick Burton, Bobby Locke, Max Faulkner, James H. Busson Jr**

Round 2: **70 John H. Busson Jr**

Round 3: **71 Johnny Bulla, John Fallon**

Final round: **71 Dick Burton**



POS	PLAYER	COUNTRY	R1	R2	R3	R4	TOTAL
1	Dick Burton	England	70	72	77	71	290
2	Johnny Bulla	USA	77	71	71	73	292
3	John Fallon	UK	71	73	71	79	294
3	Sam King	UK	74	72	75	73	294
3	Alf Perry	England	71	74	73	76	294
3	Bill Shankland	UK	72	73	72	77	294
3	Reg Whitcombe	England	71	75	74	74	294
8	Martin Pose	Argentina	71	72	76	76	295
9	Percy Alliss	UK	75	73	74	74	296
9	Ernest Kenyon	UK	73	75	74	74	296
9	Bobby Locke	South Africa	70	75	76	75	296
12	Dai Rees	UK	71	74	75	77	297
13	Jimmy Adams	UK	73	74	75	76	298
13	Enrique Bertolino	Argentina	73	75	75	75	298
13	Jimmy Bruen Jr (A)	N. Ireland	72	75	75	76	298
13	Henry Cotton	England	74	72	76	76	298
17	William Anderson	UK	73	74	77	75	299
17	Emilio Serra	Uruguay	77	72	73	77	299
19	W.H. Green	UK	75	75	72	78	300
20	William H. Davies	UK	71	79	74	77	301
20	Syd Easterbrook	UK	74	71	80	76	301
20	Alex Kyle (A)	UK	74	76	75	76	301
23	Leonard Crawley (A)	UK	72	76	80	74	302
23	Max Faulkner	England	70	76	76	80	302
25	James H. Busson Jr	UK	70	75	81	77	303
26	Laurie Ayton Jr	UK	72	77	78	77	304
26	William Collins	UK	75	74	79	76	304
26	Fred Taggart	UK	73	77	76	78	304
29	Aurelio Castanon	Argentina	77	73	80	75	305
30	Laurie Ayton Sr	UK	76	72	82	76	306
30	Charlie Ward	UK	71	74	78	83	306
32	John J. Busson	UK	79	70	81	77	307
33	Andrew Dowie (A)	UK	76	74	81	77	308
33	Bob Sweeny Jr (A)	USA	74	75	80	79	308
35	John Burton	UK	75	76	-	-	-
35	Tom Collinge	UK	78	73	-	-	-
35	Archie Compston	UK	76	75	-	-	-
35	Gordon Durward	UK	78	73	-	-	-
35	Sydney Fairweather	UK	73	78	-	-	-
35	J.A. Flaherty (A)	UK	76	75	-	-	-
35	Frank Hill	UK	75	76	-	-	-
35	Abe Mitchell	UK	75	76	-	-	-
35	Herbert Rhodes	UK	75	76	-	-	-

POS	PLAYER	COUNTRY	R1	R2	R3	R4	TOTAL
35	Hector Thomson (A)	UK	74	77	-	-	-
35	Charles Whitcombe	England	75	76	-	-	-
46	F.G. Allott	UK	75	77	-	-	-
46	Hamish Ballingall	UK	73	79	-	-	-
46	Bert Gadd	UK	77	75	-	-	-
46	A.G. Harrison	UK	73	79	-	-	-
46	Albert Isherwood	UK	76	76	-	-	-
46	Walter Smithers	UK	76	76	-	-	-
46	J.C. Wilson (A)	UK	74	78	-	-	-
53	Leslie Ball	UK	79	74	-	-	-
53	Bill Cox	UK	76	77	-	-	-
53	Allan Dailey	UK	75	78	-	-	-
53	James Kelly	UK	76	77	-	-	-
53	Juan Martinez	Argentina	77	76	-	-	-
53	Gregor McIntosh	UK	79	74	-	-	-
53	Jack McLean	UK	79	74	-	-	-
53	Ian McPherson	UK	75	78	-	-	-
53	Tom Pierpoint	UK	75	78	-	-	-
53	Syd Scott	UK	76	77	-	-	-
53	Basil Shepard	UK	76	77	-	-	-
53	Norman Sutton	UK	77	76	-	-	-
65	J.W. Beaumont	UK	80	74	-	-	-
65	Harold Bosward	UK	76	78	-	-	-
65	William Branch	UK	72	82	-	-	-
65	Reg Cox	UK	77	77	-	-	-
65	Len Holland	UK	76	78	-	-	-
65	George Knight	UK	79	75	-	-	-
65	Arthur Lacey	UK	73	81	-	-	-
65	Arthur Lees	UK	81	73	-	-	-
65	Andrew Peacock	UK	77	77	-	-	-
65	G.M. White	UK	79	75	-	-	-
75	Fred Bullock	UK	81	74	-	-	-
75	George Charman	UK	76	79	-	-	-
75	A.C. Critchley (A)	UK	75	80	-	-	-
75	William Davis	UK	76	79	-	-	-
75	S.S. Field	UK	78	77	-	-	-
75	R.G. French	UK	75	80	-	-	-
75	P.J. Mahon	Rep. of Ire.	79	76	-	-	-
75	A.G. Matthews	UK	77	78	-	-	-
75	R.H. Pemberton	UK	78	77	-	-	-
75	Sam Roberts (A)	UK	74	81	-	-	-
85	John Baillieu (A)	Australia	77	79	-	-	-
85	Marcos Churio	Argentina	78	78	-	-	-

POS	PLAYER	COUNTRY	R1	R2	R3	R4	TOTAL
85	Edward Hamilton (A)	UK	78	78	-	-	-
85	William Hastings	UK	78	78	-	-	-
85	Daniel McBride (A)	UK	73	83	-	-	-
90	J.L. Black	UK	76	81	-	-	-
90	Fred Bradbeer	UK	77	80	-	-	-
90	Tom Burrell	UK	77	80	-	-	-
90	Donald Cameron (A)	UK	78	79	-	-	-
90	Harry Crapper	UK	77	80	-	-	-
90	L.C. Nunneley (A)	UK	77	80	-	-	-
90	Eddie Whitcombe	England	77	80	-	-	-
90	Ernest Whitcombe	England	77	80	-	-	-
98	A.D. Cairncross	UK	77	81	-	-	-
98	W.C. Graham	UK	79	79	-	-	-
98	J.A. Jacobs	UK	80	78	-	-	-
98	Henry Kinch	UK	79	79	-	-	-
98	Dennis Kyle (A)	UK	77	81	-	-	-
98	H.R. Manton	UK	76	82	-	-	-
98	William McMinn	UK	79	79	-	-	-
98	J. Morris	UK	77	81	-	-	-
98	James Paterson	UK	80	78	-	-	-
98	Fred Robertson	UK	79	79	-	-	-
98	Jack Seager	UK	80	78	-	-	-
109	Lawson Little	USA	79	80	-	-	-
109	George Telford	UK	80	79	-	-	-
111	E.S. Browne (A)	UK	80	80	-	-	-
111	Keith Dalby	UK	78	82	-	-	-
111	George Holdstock	UK	79	81	-	-	-
111	K.G. Patrick (A)	UK	80	80	-	-	-
111	Fred Robson	UK	78	82	-	-	-
116	Bernard Green	UK	81	80	-	-	-
116	J.H. Hawkins	UK	78	83	-	-	-
118	Jack Ballantine	UK	80	82	-	-	-
118	J.R. Harrison	UK	81	81	-	-	-
118	Bert Williamson	UK	81	81	-	-	-
121	G. Robins	UK	80	83	-	-	-
122	A.J.D. Blaikie (A)	UK	79	85	-	-	-
122	Ernest Cawsey	UK	81	83	-	-	-
124	Kirk Main (A)	UK	83	82	-	-	-
125	John Church Jr (A)	UK	84	84	-	-	-
126	R.B. Foster (A)	UK	90	81	-	-	-
127	Bert Hodson	UK	78	NR	-	-	-
128	R.B. McMillan	UK	Scr	-	-	-	-
128	Owen Sanderson	UK	Scr	-	-	-	-

Dick Burton secures last pre-war title for Britain

Dick Burton held the Claret Jug for seven years. The 1939 Open at St Andrews was the last before WWII and within weeks Burton was called up into the RAF. He was the sixth British winner in a row since Denny Shute had won the last Open at St Andrews in 1933.

Burton was a big-hitting Lancastrian who shared the lead after an opening 70. A young Bobby Locke was another on 70 despite an 8 at the newly lengthened 14th hole where he first had trouble with the Beardies and then went

into Hell Bunker. Burton took sole possession of the lead with a second-round 72 but in the third round fell back with a 77. Scotland's John Fallon went in front with a 71 but with the wind increasing his slight frame was no match for the conditions. He finished with a 79 to share third place with Sam King, 1935 Champion Alf Perry, Bill Shankland and defending Champion Reg Whitcombe.

Johnny Bulla, from Chicago, had rounds of 77, 71, 71 and 73 for a total of 292 set early on the final day. Burton knew he needed a 72 to win

and was out in 35. He came to the last needing a 4 to win and hit a huge drive, then pitched to 15 feet. His putt looked like it might race past the hole but as Burton walked after it, it dropped in the hole for a closing birdie. A 71 left him on 290, two ahead of Bulla, who was also a runner-up at St Andrews in 1946.

Martin Pose, of Argentina, finished five strokes behind after an 8 at the Road Hole after he went over the green. Not realising that the grass in front of the wall was technically in a hazard, he grounded his club and was penalised two strokes.





1938 – Royal St George's

Date: 6-8 July 1938

Champion: Reg Whitcombe

Total: 295

Round Scores: 71 71 75 78

Total Purse: £500

First Prize: £100

Runner Up: Jimmy Adams

Leading Amateur: E.F. Storey

Field: 120

Cut/No. who advanced 36 holes: 148/37

Leader each round

Round 1: Jimmy Adams, Bill Cox, Ernest Whitcombe, Marcel Dallemagne, John Fallon, Jimmy Bruen Jr (A) 70

Round 2: Dick Burton, John J. Busson, Bill Cox 140

Round 3: Reg Whitcombe 217

Low score for each round

Round 1: 70 Jimmy Adams, Bill Cox, Ernest Whitcome, Marcel Dallemagne, John Fallon, Jimmy Bruen Jr (A)

Round 2: 68 Cyril Tolley (A)

Round 3: 75 Reg Whitcombe, Alf Padgham

Final Round: 74 Henry Cotton



POS	PLAYER	COUNTRY	R1	R2	R3	R4	TOTAL
1	Reg Whitcombe	England	71	71	75	78	295
2	Jimmy Adams	UK	70	71	78	78	297
3	Henry Cotton	England	74	73	77	74	298
4	Dick Burton	England	71	69	78	85	303
4	John J. Busson	UK	71	69	83	80	303
4	Allan Dailey	UK	73	72	80	78	303
4	Alf Padgham	England	74	72	75	82	303
8	Fred Bullock	UK	73	74	77	80	304
8	Bill Cox	UK	70	70	84	80	304
10	Bert Gadd	UK	71	70	84	80	305
10	Bobby Locke	South Africa	73	72	81	79	305
10	Charles Whitcombe	England	71	75	79	80	305
13	Sid Brews	South Africa	76	70	84	77	307
13	Dai Rees	UK	73	72	79	83	307
15	Hamish Ballingall	UK	76	72	83	77	308
15	Alf Perry	England	71	74	77	86	308
17	Arthur Lacey	UK	74	72	82	81	309
18	Bill Shankland	UK	74	72	84	81	311
19	Ernest Whitcombe	England	70	77	83	82	312
20	J.L. Black	UK	72	72	83	86	313
20	P.J. Mahon	Rep. of Ire.	73	74	83	83	313
22	Jack McLean	UK	72	74	83	85	314
23	Marcel Dallemagne	France	70	74	86	85	315
23	William Hastings	UK	74	74	83	84	315
23	Sam King	UK	74	73	83	85	315
26	John Fallon	UK	70	75	82	89	316
26	E.F. Storey (A)	UK	77	71	84	84	316
28	Ernest Kenyon	UK	77	71	86	83	317
28	R.H. Pemberton	UK	74	72	91	80	317
28	Cyril Tolley (A)	UK	77	68	86	86	317
31	Alfred G. Beck	UK	76	72	84	86	318
32	R.G. French	UK	72	71	91	85	319
32	Norman Sutton	UK	72	75	87	85	319
32	Hector Thomson (A)	UK	77	71	82	89	319
35	Tom Haliburton	UK	72	74	88	86	320
36	John Pennink (A)	UK	74	72	86	90	322
37	V. Greenhalgh	UK	75	73	84	NR	
38	William Branch	UK	76	73	-	-	
38	D.J. Christie	UK	71	78	-	-	
38	J.A. Jacobs	UK	76	73	-	-	

POS	PLAYER	COUNTRY	R1	R2	R3	R4	TOTAL
38	Edward Jarman	UK	71	78	-	-	
38	William Nolan	Rep. of Ire.	75	74	-	-	
43	Stanley Anderson (A)	UK	76	74	-	-	
43	Jimmy Bruen Jr (A)	N. Ireland	70	80	-	-	
43	Jack Cawsey	UK	76	74	-	-	
43	Reg Cox	UK	75	75	-	-	
43	Syd Easterbrook	UK	76	74	-	-	
43	H. Hattersley (A)	Australia	74	76	-	-	
43	Arthur Lees	UK	75	75	-	-	
43	A.G. Matthews	UK	73	77	-	-	
43	Sam Roberts (A)	UK	72	78	-	-	
43	G.M. White	UK	78	72	-	-	
43	C.A. Winks	UK	77	73	-	-	
54	Fred Bradbeer	UK	76	75	-	-	
54	Leonard Crawley (A)	UK	78	73	-	-	
54	William Davis	UK	78	73	-	-	
54	Cecil Denny	UK	76	75	-	-	
54	George Hutton	UK	78	73	-	-	
54	Gregor McIntosh	UK	75	76	-	-	
54	William McMinn	UK	74	77	-	-	
54	Walter Smithers	UK	73	78	-	-	
54	Eddie Whitcombe	England	77	74	-	-	
63	Michael Bingham	UK	80	72	-	-	
63	Aubrey Boomer	UK	79	73	-	-	
63	James Braid	Scotland	74	78	-	-	
63	Frank Hill	UK	79	73	-	-	
63	J.S. Hughes	UK	76	76	-	-	
63	H.R. Manton	UK	75	77	-	-	
63	J.M. McMillan	UK	76	76	-	-	
63	Flory Van Donck	Belgium	79	73	-	-	
71	James H. Busson Jr	UK	78	75	-	-	
71	Ernest Cawsey	UK	78	75	-	-	
71	William H. Davies	UK	79	74	-	-	
71	M.J. Ryan (A)	Australia	76	77	-	-	
71	Eric Martin Smith (A)	UK	79	74	-	-	
76	E. Gibbs (A)	UK	76	78	-	-	
76	Reg Horne	UK	80	74	-	-	
76	J. Knipe	UK	75	79	-	-	
76	A.S.G. Thompson (A)	UK	79	75	-	-	
76	F.H.G. Wallis	UK	78	76	-	-	

POS	PLAYER	COUNTRY	R1	R2	R3	R4	TOTAL
76	A.E. Whiting	UK	81	73	-	-	
82	William Laidlaw	UK	76	79	-	-	
82	D.H. Lewis (A)	UK	72	83	-	-	
82	T.E. Odams	UK	78	77	-	-	
82	R.T. Plumbridge	UK	77	78	-	-	
82	W.G. Saunders	UK	77	78	-	-	
82	Jack Seager	UK	76	79	-	-	
82	S. Taggart	UK	82	73	-	-	
82	William Twine	UK	76	79	-	-	
90	J.M. Hickman	UK	78	78	-	-	
90	F.G.C. Weare (A)	UK	76	80	-	-	
92	Tom Burrell	UK	79	78	-	-	
92	J.A. Flaherty (A)	UK	82	75	-	-	
92	Arthur Havers	England	78	79	-	-	
92	A. Lacinik	Germany	77	80	-	-	
92	E.S. Nugent Head (A)	UK	77	80	-	-	
92	Andrew Peacock	UK	80	77	-	-	
92	Fred Taggart	UK	79	78	-	-	
92	Cyril Thomson	UK	82	75	-	-	
92	D.G. Twine	UK	78	79	-	-	
101	William Oke	UK	77	81	-	-	
101	G.N. Roffe	UK	81	77	-	-	
101	W.C. Thomas	UK	78	80	-	-	
104	A.J. Baker	UK	81	78	-	-	
104	A.D. Cairncross	UK	83	76	-	-	
104	A.C. Critchley (A)	UK	78	81	-	-	
104	Lister Hartley (A)	UK	75	84	-	-	
104	L.C. Nunneley (A)	UK	78	81	-	-	
104	C.C. Taylor (A)	South Africa	82	77	-	-	
104	N.F. Thompson	UK	83	76	-	-	
104	Erlé Watson (A)	UK	76	83	-	-	
112	Fred Robertson	UK	84	76	-	-	
113	Keith Dalby	UK	81	80	-	-	
113	J. Graham (A)	UK	82	79	-	-	
113	Douglas Grant (A)	UK	81	80	-	-	
116	H. Prowse	UK	83	81	-	-	
116	A.W. Whyte (A)	UK	84	80	-	-	
118	T.S. MacKay (A)	Australia	87	78	-	-	
119	R.R. Kelly	UK	86	Scr	-	-	
119	Fred Robson	UK	81	Scr	-	-	



1937 – Carnoustie

Date: 7-9 July 1937
 Champion: **Henry Cotton**
 Total: 290
 Round Scores: 74 72 73 71
 Total Purse: £500
 First Prize: £100
 Runner Up: **Reg Whitcombe**
 Leading Amateur: **Bobby Locke**
 Field: 141
 Cut/No. who advanced 36 holes: 153/47

Leader each round
 Round 1: **Ed Dudley 70**
 Round 2: **Reg Whitcombe 142**
 Round 3: **Reg Whitcombe 216**

Low score for each round
 Round 1: **70 Ed Dudley**
 Round 2: **70 Reg Whitcombe**
 Round 3: **70 Charles Lacey, Henry Picard**
 Final Round: **71 Henry Cotton**

POS	PLAYER	COUNTRY	R1	R2	R3	R4	TOTAL	POS	PLAYER	COUNTRY	R1	R2	R3	R4	TOTAL	POS	PLAYER	COUNTRY	R1	R2	R3	R4	TOTAL
1	Henry Cotton	England	74	72	73	71	290	48	Cecil Denny	UK	76	78	-	-		95	Harold Bosward	UK	80	81	-	-	
2	Reg Whitcombe	England	72	70	74	76	292	48	Bert Gadd	UK	79	75	-	-		95	Firmin Cavalo	France	79	82	-	-	
3	Charles Lacey	USA	76	75	70	72	293	48	Tony Manero	USA	78	76	-	-		95	Tom Green	UK	80	81	-	-	
4	Charles Whitcombe	England	73	71	74	76	294	51	G.F. Bullock	UK	77	78	-	-		95	W.J. Martin	UK	83	78	-	-	
5	Byron Nelson	USA	75	76	71	74	296	51	Reg Cox	UK	76	79	-	-		95	Andrew McNair (A)	UK	79	82	-	-	
6	Ed Dudley	USA	70	74	78	75	297	51	Eric Green	UK	82	73	-	-		95	Robert Porter	UK	82	79	-	-	
7	Arthur Lacey	UK	75	73	75	75	298	51	Gordon Lockhart	UK	79	76	-	-		95	Mark Seymour	UK	80	81	-	-	
7	William Laidlaw	UK	77	72	73	76	298	51	John Panton	UK	75	80	-	-		102	W.C.A. Hancock	UK	86	76	-	-	
7	Alf Padgham	England	72	74	76	76	298	56	John Donaldson	UK	76	80	-	-		102	J. Henderson	UK	81	81	-	-	
10	Horton Smith	USA	77	71	79	72	299	56	Cyril Gray (A)	UK	79	77	-	-		102	R.S. Walker (A)	UK	80	82	-	-	
11	Ralph Guldahl	USA	77	72	74	77	300	56	Bert Hodson	UK	80	76	-	-		102	P.P. Wynne Jr	UK	82	80	-	-	
11	Sam Snead	USA	75	74	75	76	300	56	P.J. Mahon	Rep. of Ire.	77	79	-	-		106	J.W. Bayley (A)	USA	83	80	-	-	
13	William Branch	UK	72	75	73	81	301	56	Norman Sutton	UK	78	78	-	-		106	Fred Bradbeer	UK	82	81	-	-	
14	Denny Shute	USA	73	73	76	80	302	56	Fred Taggart	UK	81	75	-	-		106	Leslie Hardie (A)	UK	82	81	-	-	
15	Percy Alliss	UK	75	76	75	77	303	62	William Anderson	UK	79	78	-	-		106	Pierre Hirigoyen	France	80	83	-	-	
15	Henry Picard	USA	76	77	70	80	303	62	Auguste Boyer	France	79	78	-	-		106	Jean Saubaber	France	82	81	-	-	
17	Jimmy Adams	UK	74	78	76	76	304	62	Dick Burton	England	77	80	-	-		106	Hector Thomson (A)	UK	88	75	-	-	
17	Arthur Havers	England	77	75	76	76	304	62	Don Curtis	UK	79	78	-	-		112	James Brash	UK	82	82	-	-	
17	Bobby Locke (A)	South Africa	74	74	77	79	304	62	R.R. Kelly	UK	78	79	-	-		112	Gordon Durward	UK	84	80	-	-	
17	Fred Robertson	UK	73	75	78	78	304	62	Joe Kirkwood	Australia	80	77	-	-		112	J.W. Gaudin	UK	84	80	-	-	
21	Bill Cox	UK	74	77	81	73	305	62	A.G. Matthews	UK	79	78	-	-		115	J.S. Anderson	UK	87	78	-	-	
21	Dai Rees	UK	75	73	78	79	305	62	J.M. McMillan	UK	81	76	-	-		115	J.G. Kerr	UK	80	85	-	-	
23	John J. Busson	UK	74	77	79	76	306	62	G.N. Roffe	UK	77	80	-	-		115	H.W. Myers	UK	85	80	-	-	
24	Tom Collinge	UK	75	75	83	74	307	62	Gene Sarazen	USA	81	76	-	-		115	Sam Roberts (A)	UK	79	86	-	-	
25	A.D. Cairncross	UK	73	76	77	82	308	72	James Forrester	UK	78	80	-	-		115	Douglas Stevenson (A)	UK	82	83	-	-	
26	Marcel Dallemagne	France	78	75	79	77	309	72	Albert Isherwood	UK	82	76	-	-		115	D.S. Wemyss (A)	UK	82	83	-	-	
26	Walter Hagen	USA	76	72	80	81	309	72	C.E. Olander (A)	South Africa	80	78	-	-		121	George Duncan	Scotland	90	76	-	-	
26	Jack McLean	UK	78	74	81	76	309	72	A.G. Wallis	UK	80	78	-	-		121	Frank Hill	UK	87	79	-	-	
29	John Burton	UK	76	75	82	77	310	76	Max Faulkner	England	76	83	-	-		121	George Holdstock	UK	86	80	-	-	
29	Sam King	UK	79	74	75	82	310	76	W.H. Green	UK	80	79	-	-		121	Hubert Sheals (A)	UK	77	89	-	-	
29	Eddie Whitcombe	England	76	76	81	77	310	76	Edward Hamilton (A)	UK	81	78	-	-		121	S. Stenhouse	UK	81	85	-	-	
32	Hamish Ballingall	UK	77	75	79	80	311	76	Jack Hargreaves	UK	82	77	-	-		121	Stanley Winton (A)	UK	81	85	-	-	
32	Aubrey Boomer	UK	79	72	77	83	311	76	J.A. Jacobs	UK	79	80	-	-		127	Walter Fenton	UK	81	86	-	-	
32	Allan Dailey	UK	76	77	79	79	311	76	Alf Perry	England	83	76	-	-		127	S.T. Matthews (A)	UK	84	83	-	-	
32	John Fallon	UK	76	77	78	80	311	76	Walter Smithers	UK	84	75	-	-		127	Thomas Tennent (A)	UK	88	79	-	-	
32	Johnny Revolva	USA	76	76	83	76	311	83	J.L. Black	UK	82	78	-	-		130	George Telford	UK	83	85	-	-	
37	Laurie Ayton Jr	UK	75	78	80	79	312	83	James Brodlie Jr (A)	UK	81	79	-	-		130	James Wynne	UK	84	84	-	-	
37	George Knight	UK	76	75	78	83	312	83	G.R. Buckle	UK	79	81	-	-		132	D.B. Anderson (A)	UK	86	83	-	-	
37	Gregor McIntosh	UK	79	74	81	78	312	83	John Campbell	UK	81	79	-	-		132	Stewart Burns	UK	81	88	-	-	
37	William Nolan	Rep. of Ire.	77	76	78	81	312	83	Frank Dennis	UK	80	80	-	-		134	Ian McPherson	UK	87	84	-	-	
37	J.J. Taylor	UK	73	80	83	76	312	83	Len Holland	UK	79	81	-	-		135	A.J. Garland (A)	UK	87	86	-	-	
42	Robert Cruikshank	USA	78	74	77	85	314	83	W.C. Hunter (A)	UK	78	82	-	-		136	T. Hassall	UK	86	89	-	-	
42	Tom Dobson	UK	79	74	79	82	314	83	John Langley (A)	UK	83	77	-	-		136	Ted Ray	England	87	88	-	-	
42	William McMinn	UK	72	81	80	81	314	83	Norman Quigley	UK	80	80	-	-		138	E. McInnes	UK	87	89	-	-	
42	Bill Shankland	UK	74	77	82	81	314	83	Sidney Roper	UK	80	80	-	-		139	Leonard Crawley (A)	UK	81	NR	-	-	
46	Sydney Fairweather	UK	77	75	82	81	315	83	Bob Sweeney Jr (A)	USA	75	85	-	-		139	Alastair McLeod (A)	UK	85	NR	-	-	
47	Jack Seager	UK	78	75	83	81	317	83	A.W. Whyte (A)	UK	79	81	-	-		139	Ernest Whitcombe	England	82	NR	-	-	



1936 – Royal Liverpool

Date: 25-27 June 1936

Champion: Alf Padgham

Total: 287

Round Scores: 73 72 71 71

Total Purse: £500

First Prize: £100

Runner Up: Jimmy Adams

Leading Amateur: Bobby Locke

Field: 107

Cut/No. who advanced 36 holes: 156/62

Leader each round

Round 1: Bill Cox 70

Round 2: Jimmy Adams, Bill Cox 144

Round 3: Jimmy Adams, Henry Cotton 215

Low score for each round


Round 1: 70 Bill Cox

Round 2: 71 Dai Rees, Dick Burton

Round 3: 68 William Branch

Final Round: 69 Marcel Dallemagne

*The Monday qualifying round was washed out, so the Championship was rescheduled to be played Thursday to Saturday. Qualifying took place on the Tuesday and Wednesday.



POS	PLAYER	COUNTRY	R1	R2	R3	R4	TOTAL
1	Alf Padgham	England	73	72	71	71	287
2	Jimmy Adams	UK	71	73	71	73	288
3	Henry Cotton	England	73	72	70	74	289
3	Marcel Dallemagne	France	73	72	75	69	289
5	Percy Alliss	UK	74	72	74	71	291
5	Tom Green	UK	74	72	70	75	291
5	Gene Sarazen	USA	73	75	70	73	291
8	Arthur Lacey	UK	76	74	72	72	294
8	Bobby Locke (A)	South Africa	75	73	72	74	294
8	Reg Whitcombe	England	72	77	71	74	294
11	Dai Rees	UK	77	71	72	75	295
12	Dick Burton	England	74	71	75	76	296
12	Bill Cox	UK	70	74	79	73	296
14	William H. Davies	UK	72	76	73	77	298
15	Aubrey Boomer	UK	74	75	75	75	299
15	Walter Smithers	UK	75	73	77	74	299
15	Hector Thomson (A)	UK	76	76	73	74	299
15	T. Turner	USA	75	74	76	74	299
19	G. Good	UK	75	73	79	73	300
19	Charles Whitcombe	England	73	76	79	72	300
21	Max Faulkner	England	74	75	77	75	301
21	Bert Gadd	UK	74	72	77	78	301
23	Frank Ball	UK	74	77	72	79	302
23	John Fallon	UK	78	73	78	73	302
23	Francis Francis (A)	UK	73	72	79	78	302
23	Willie Goggin	USA	74	78	73	77	302
23	Norman Sutton	UK	75	72	78	77	302
28	Sam King	UK	79	74	75	76	304
28	H.R. Manton	UK	76	78	77	73	304
28	Jean Saubaber	France	74	78	75	77	304
31	Laurie Ayton Jr	UK	76	75	75	79	305
31	William Branch	UK	80	75	68	82	305
31	James H. Busson Jr	UK	78	73	79	75	305
34	Cecil Denny	UK	77	76	78	75	306
34	Syd Easterbrook	UK	79	73	77	77	306
34	Sydney Fairweather	UK	75	78	77	76	306

POS	PLAYER	COUNTRY	R1	R2	R3	R4	TOTAL
34	Jack McLean (A)	UK	72	78	79	77	306
38	Tom Collinge	UK	74	73	79	81	307
39	Arthur Lees	UK	79	74	78	77	308
40	John J. Busson	UK	76	73	83	77	309
40	Allan Dailey	UK	77	77	77	78	309
40	Frank Dennis	UK	78	77	79	75	309
40	H. Rimmer	UK	79	75	81	74	309
44	Archie Compston	UK	77	77	79	77	310
44	Don Curtis	UK	77	73	83	77	310
44	Jim Ferrier (A)	Australia	80	74	76	80	310
44	J.A. Flaherty (A)	UK	77	77	80	76	310
44	Edward Jarman	UK	75	77	81	77	310
44	J. Woollam (A)	UK	75	81	77	77	310
50	J.E. Field	UK	75	79	82	75	311
50	Alf Perry	England	76	76	80	79	311
50	Sam Roberts (A)	UK	77	78	75	81	311
53	Tom Dobson	UK	78	77	83	74	312
53	John Pennink (A)	UK	75	81	79	77	312
55	Reg Cox	UK	79	73	79	82	313
55	C.W. Timmis (A)	UK	77	79	79	78	313
57	Bert Hodson	UK	82	74	77	81	314
57	William Robertson	UK	78	77	79	80	314
57	R.S. Walker (A)	UK	74	76	82	82	314
60	Arthur Havers	England	78	78	80	79	315
61	Harry Large	UK	77	77	85	79	318
62	A.M. Chevalier	UK	80	76	84	81	321
63	Alfred G. Beck	UK	78	79	-	-	-
63	Jerry Bond	UK	80	77	-	-	-
63	Herbert Jolly	UK	81	76	-	-	-
66	Leonard Crawley (A)	UK	79	79	-	-	-
66	Jack Seager	UK	81	77	-	-	-
66	I.S. Thomas (A)	UK	77	81	-	-	-
66	J.W. Walker	UK	78	80	-	-	-
70	William Twine	UK	80	79	-	-	-
71	A.E. Bignell	UK	79	81	-	-	-
71	Ernest Cawsey	UK	78	82	-	-	-

POS	PLAYER	COUNTRY	R1	R2	R3	R4	TOTAL
71	J.C. Cowley (A)	UK	79	81	-	-	-
71	J.W. Gaudin	UK	78	82	-	-	-
71	D.C. Jones	UK	77	83	-	-	-
71	J.P. Zacharias (A)	UK	80	80	-	-	-
77	John Donaldson	UK	80	81	-	-	-
77	G. Johnson	UK	80	81	-	-	-
77	Philip Rodgers	UK	79	82	-	-	-
77	James Sherlock	UK	79	82	-	-	-
77	C. Stowe (A)	UK	79	82	-	-	-
82	William Davis	UK	80	82	-	-	-
82	Joe Ezar	USA	82	80	-	-	-
82	James Forrester	UK	80	82	-	-	-
82	Pierre Hirigoyen	France	79	83	-	-	-
82	William Oke	UK	81	81	-	-	-
82	Tom Pierpoint	UK	81	81	-	-	-
82	Cyril Thomson	UK	85	77	-	-	-
82	Cyril Tolley (A)	UK	81	81	-	-	-
90	Harry Bentley (A)	UK	80	83	-	-	-
90	I.A. De H. Lyle (A)	UK	86	77	-	-	-
90	S.S. Field	UK	84	79	-	-	-
93	Ernest Smith	UK	81	83	-	-	-
94	A.E. Gregory	UK	82	83	-	-	-
94	Sam Walsh	UK	86	79	-	-	-
96	W.S. Callum	UK	81	85	-	-	-
96	Eddie Whitcombe	England	79	87	-	-	-
96	Tom Williamson	UK	81	85	-	-	-
99	W.E. Brown	UK	82	85	-	-	-
99	Tom Haliburton	UK	83	84	-	-	-
99	J. Jackson	UK	86	81	-	-	-
99	H.W. Meyers	UK	84	83	-	-	-
99	R.T. Plumbridge	UK	86	81	-	-	-
104	F.H. Frostick	UK	86	82	-	-	-
104	C.A. Winks	UK	92	76	-	-	-
106	Percy Weston	UK	83	86	-	-	-
107	Auguste Boyer	France	84	NR	-	-	-



1935 – Muirfield

Date: **26-28 June 1935**
 Champion: **Alf Perry**
 Total: **283**
 Round Scores: **69 75 67 72**
 Total Purse: **£500**
 First Prize: **£100**
 Runner Up: **Alf Padgham**
 Leading Amateur: **Lawson Little**
 Field: **109**
 Cut/No. who advanced 36 holes: **153/62**

Leader each round
 Round 1: **Henry Cotton 68**
 Round 2: **Charles Whitcombe 139**
 Round 3: **Alf Perry 211**

Low score for each round
 Round 1: **68 Henry Cotton**
 Round 2: **68 Charles Whitcombe**
 Round 3: **67 Alf Perry**
 Final Round: **69 Lawson Little (A)**

POS	PLAYER	COUNTRY	R1	R2	R3	R4	TOTAL
1	Alf Perry	England	69	75	67	72	283
2	Alf Padgham	England	70	72	74	71	287
3	Charles Whitcombe	England	71	68	73	76	288
4	Bert Gadd	UK	72	75	71	71	289
4	Lawson Little (A)	USA	75	71	74	69	289
6	Henry Picard	USA	72	73	72	75	292
7	Henry Cotton	England	68	74	76	75	293
7	Syd Easterbrook	UK	75	73	74	71	293
9	William Branch	UK	71	73	76	74	294
10	Laurie Ayton Sr	UK	74	73	77	71	295
11	Auguste Boyer	France	74	75	76	71	296
12	Aubrey Boomer	UK	76	69	75	77	297
12	John J. Busson	UK	75	76	70	76	297
12	Bill Cox	UK	76	69	77	75	297
12	Ernest Kenyon	UK	70	74	74	79	297
16	Percy Alliss	UK	72	76	75	75	298
16	J.A. Jacobs	UK	78	74	75	71	298
18	William Laidlaw	UK	74	71	75	79	299
18	Philip Rodgers	UK	74	76	74	75	299
18	Mark Seymour	UK	75	76	75	73	299
18	Macdonald Smith	USA	69	77	75	78	299
18	Ernest Whitcombe	England	75	72	74	78	299
23	Reg Cox	UK	75	73	76	76	300
23	Sam King	UK	76	74	75	75	300
23	Arthur Lacey	UK	71	75	74	80	300
23	P.B. Lucas (A)	UK	74	73	72	81	300
27	Frank Ball	UK	76	75	73	77	301
27	Alfred G. Beck	UK	74	76	77	74	301
27	Len Holland	UK	72	74	78	77	301
27	P.W.L. Risdon (A)	UK	78	74	75	74	301
31	Sid Brews	South Africa	79	74	75	74	302
31	Dai Rees	UK	75	73	77	77	302
31	Cyril Thomson	UK	74	76	75	77	302
34	William H. Davies	UK	78	74	76	75	303
34	Bert Hodson	UK	72	80	79	72	303
34	Reg Whitcombe	England	72	75	74	82	303
37	Allan Dailey	UK	75	74	76	79	304

POS	PLAYER	COUNTRY	R1	R2	R3	R4	TOTAL
37	Eric Green	UK	72	77	78	77	304
37	Gordon Lockhart	UK	78	72	82	72	304
37	H.W. Myers	UK	74	73	81	76	304
41	Arthur Havers	England	79	74	76	76	305
41	Arthur Lees	UK	76	77	76	76	305
41	Robert Rutherford (A)	UK	76	76	77	76	305
44	George Charman	UK	77	76	78	75	306
44	P.J. Mahon	Rep. of Ire.	71	79	81	75	306
46	W.J. Martin	UK	74	75	80	78	307
46	Jack McLean (A)	UK	77	74	75	81	307
46	Bob Sweeny Jr (A)	USA	72	73	82	80	307
49	Tom Collinge	UK	77	75	77	79	308
49	Archie Compston	UK	75	74	79	80	308
49	Tom Dobson	UK	77	75	77	79	308
49	Frank Hill	UK	77	76	79	76	308
49	Fred Jarman	UK	74	78	79	77	308
49	Eric McRuvie (A)	UK	70	79	81	78	308
55	Laurie Ayton Jr	UK	78	74	79	78	309
55	Hector Thomson (A)	UK	75	76	80	78	309
57	Hamish Ballingall	UK	75	77	80	78	310
57	Francis Francis (A)	UK	78	75	75	82	310
59	Joe Ezar	USA	76	75	80	80	311
59	Edward Jarman	UK	74	78	80	79	311
61	Andrew Peacock	UK	80	72	81	80	313
62	W.E. Brown	UK	74	78	87	83	322
63	Jimmy Adams	UK	76	78	-	-	-
63	Jack Ballantine	UK	77	77	-	-	-
63	Michael Bingham	UK	77	77	-	-	-
63	James Brodlie Jr (A)	UK	78	76	-	-	-
63	Dick Burton	England	76	78	-	-	-
63	James Forrester	UK	76	78	-	-	-
63	William Nolan	Rep. of Ire.	74	80	-	-	-
63	Cedric Sayner	UK	80	74	-	-	-
71	Cecil Denny	UK	76	79	-	-	-
71	J.A. Flaherty (A)	UK	76	79	-	-	-
71	J.M. Heggerty	UK	81	74	-	-	-
71	James McDowall	UK	76	79	-	-	-

POS	PLAYER	COUNTRY	R1	R2	R3	R4	TOTAL
71	J. McKay Jr (A)	UK	77	78	-	-	-
71	T.H. Richards	UK	80	75	-	-	-
71	William Twine	UK	80	75	-	-	-
78	James H. Busson Jr	UK	76	80	-	-	-
78	Raymond Oppenheimer (A)	UK	77	79	-	-	-
78	Owen Sanderson	UK	78	78	-	-	-
81	James Bradbeer	UK	79	78	-	-	-
81	Abe Mitchell	UK	78	79	-	-	-
81	Eddie Smith	UK	78	79	-	-	-
81	R. Walker (A)	UK	77	80	-	-	-
81	B.S. Weastell	UK	80	77	-	-	-
86	W.H. Green	UK	78	80	-	-	-
86	Jock Henderson	UK	81	77	-	-	-
86	Albert Isherwood	UK	79	79	-	-	-
86	William Oke	UK	82	76	-	-	-
86	Hugh Roberts	UK	80	78	-	-	-
86	Sam Walsh	UK	78	80	-	-	-
86	Tom Williamson	UK	78	80	-	-	-
93	Donald Cameron (A)	UK	75	84	-	-	-
93	George Knight	UK	81	78	-	-	-
93	W.G. Saunders	UK	79	80	-	-	-
93	J.W. Walker	UK	77	82	-	-	-
97	George Duncan	Scotland	80	80	-	-	-
97	Herbert Jolly	UK	82	78	-	-	-
97	Duncan McCulloch	UK	79	81	-	-	-
97	P.P. Wynne Jr	UK	77	83	-	-	-
101	John McCredie (A)	UK	79	82	-	-	-
101	Fred Robertson	UK	79	82	-	-	-
103	William Davis	UK	81	81	-	-	-
103	James Ockenden	UK	83	79	-	-	-
105	Fred Bradbeer	UK	80	83	-	-	-
106	Jack Gadd	UK	82	84	-	-	-
107	Marshall Moffatt (A)	UK	82	85	-	-	-
108	Joe Kirkwood	Australia	NR	-	-	-	-
108	William Sparks	UK	NR	-	-	-	-



1934 – Royal St George's

Date: 27-29 June 1934

Champion: **Henry Cotton**

Total: **283**

Round Scores: **67 65 72 79**

Total Purse: **£500**

First Prize: **£100**

Runner Up: **Sid Brews**

Leading Amateur: **Jack McLean**

Field: **101**

Cut/No. who advanced 36 holes: **153/69**

Leader each round

Round 1: **Henry Cotton 67**

Round 2: **Henry Cotton 132**

Round 3: **Henry Cotton 204**

Low score for each round

Round 1: **67 Henry Cotton**

Round 2: **65 Henry Cotton**

Round 3: **69 Jack McLean (A)**

Final Round: **71 Sid Brews**



POS	PLAYER	COUNTRY	R1	R2	R3	R4	TOTAL
1	Henry Cotton	England	67	65	72	79	283
2	Sid Brews	South Africa	76	71	70	71	288
3	Alf Padgham	England	71	70	75	74	290
4	Marcel Dallemagne	France	71	73	71	77	292
4	Joe Kirkwood	Australia	74	69	71	78	292
4	Macdonald Smith	USA	77	71	72	72	292
7	Bert Hodson	UK	71	74	74	76	295
7	Charles Whitcombe	England	71	72	74	78	295
9	Percy Alliss	UK	73	75	71	77	296
9	Ernest Whitcombe	England	72	77	73	74	296
11	William Twine	UK	72	76	75	74	297
12	John Burton	UK	80	72	72	74	298
13	William H. Davies	UK	76	68	73	82	299
13	Edward Jarman	UK	74	76	74	75	299
13	Charlie Ward	UK	76	71	72	80	299
16	Allan Dailey	UK	74	73	78	75	300
16	James McDowall	UK	73	74	77	76	300
16	Jack McLean (A)	UK	77	76	69	78	300
16	Reg Whitcombe	England	75	76	74	75	300
20	Denny Shute	USA	71	72	80	78	301
21	Alfred G. Beck	UK	78	72	78	74	302
21	Bert Gadd	UK	76	74	74	78	302
21	William Nolan	Rep. of Ire.	73	71	75	83	302
21	Gene Sarazen	USA	75	73	74	80	302
21	Percy Weston	UK	72	76	77	77	302
26	Jimmy Adams	UK	73	78	73	79	303
26	Tom Green	UK	75	73	74	81	303
26	Alf Perry	England	76	76	74	77	303
29	Auguste Boyer	France	78	75	77	74	304
29	Leslie Cotton	UK	76	73	79	76	304
31	Don Curtis	UK	77	75	74	79	305
31	Syd Easterbrook	UK	77	72	79	77	305
31	Duncan McCulloch	UK	73	74	75	83	305
31	Fred Taggart	UK	70	76	82	77	305

POS	PLAYER	COUNTRY	R1	R2	R3	R4	TOTAL
35	Herbert Jolly	UK	73	77	76	80	306
35	William Laidlaw	UK	71	77	83	75	306
35	Tom Pierpoint	UK	77	73	79	77	306
35	Mark Seymour	UK	78	75	78	75	306
39	Dick Burton	England	76	71	79	81	307
39	Fred Jarman	UK	76	76	79	76	307
39	A.S.G. Thompson (A)	UK	76	75	75	81	307
42	Laurie Ayton Jr	UK	76	75	78	79	308
42	Tom Collinge	UK	73	76	81	78	308
42	William Davis	UK	78	73	77	80	308
42	Cecil Denny	UK	71	74	83	80	308
42	J.A. Flaherty (A)	UK	80	70	80	78	308
42	Lister Hartley (A)	UK	76	77	77	78	308
42	Nicasio Sagardia	Spain	76	75	74	83	308
42	Tom Williamson	UK	80	70	79	79	308
50	Angel De La Torre	Spain	79	74	77	79	309
50	Frank Dennis	UK	74	78	78	79	309
50	George Gadd	UK	75	72	80	82	309
50	A.G. Matthews	UK	75	72	81	81	309
50	J.M. McMillan	UK	74	75	79	81	309
50	Edward Musty	UK	76	77	78	78	309
56	Firmin Cavalo	France	79	71	76	84	310
56	Sydney Fairweather	UK	80	72	80	78	310
58	James Forrester	UK	79	72	80	80	311
58	Leslie Garnett (A)	UK	73	76	80	82	311
58	H. Prowse	UK	80	72	81	78	311
58	Fred Robson	UK	75	78	78	80	311
58	E.F. Storey (A)	UK	77	76	76	82	311
63	John Donaldson	UK	75	77	82	79	313
63	G. Good	UK	72	80	79	82	313
63	F. Ricardo (A)	UK	78	75	76	84	313
66	A.E. Whiting	UK	78	74	83	80	315
67	Robert Ballantine	UK	79	74	NR	-	-
67	Alfred Miles	UK	76	76	NR	-	-

POS	PLAYER	COUNTRY	R1	R2	R3	R4	TOTAL
67	Abe Mitchell	UK	75	78	NR	-	-
70	Reg Cox	UK	76	78	-	-	-
70	John Fallon	UK	78	76	-	-	-
70	Albert Isherwood	UK	84	70	-	-	-
70	P.J. Mahon	Rep. of Ire.	72	82	-	-	-
70	A.G.S. Penman (A)	UK	78	76	-	-	-
70	P.B.M. Wallace (A)	UK	77	77	-	-	-
76	L. Jackson	UK	77	78	-	-	-
76	Philip Rodgers	UK	79	76	-	-	-
76	Robert Rutherford (A)	UK	76	79	-	-	-
76	Cyril Thomson	UK	79	76	-	-	-
80	James Bradbeer	UK	77	79	-	-	-
80	Max Faulkner	England	78	78	-	-	-
80	Owen Sanderson	UK	79	77	-	-	-
83	Bob Bradbeer	UK	77	80	-	-	-
83	William Branch	UK	78	79	-	-	-
83	Ernest Cawsey	UK	79	78	-	-	-
83	A.M. Chevalier	UK	79	78	-	-	-
83	H. Rimmer	UK	80	77	-	-	-
83	Sam Roberts (A)	UK	77	80	-	-	-
89	Pierre Hirigoyen	France	84	74	-	-	-
89	W.J. Martin	UK	79	79	-	-	-
89	Eric Martin Smith (A)	UK	81	77	-	-	-
92	Eugene Lafitte	France	80	79	-	-	-
92	D.H.R. Martin (A)	UK	77	82	-	-	-
92	Hugh Roberts	UK	81	78	-	-	-
92	Bob Sweeney Jr (A)	USA	80	79	-	-	-
96	J.J. Taylor	UK	79	81	-	-	-
97	Aubrey Boomer	UK	82	79	-	-	-
97	Rex Hartley (A)	UK	80	81	-	-	-
99	F.G.C. Weare (A)	UK	84	79	-	-	-
100	Percy Baxter	UK	84	82	-	-	-
101	S. Haynes (A)	Belgium	82	NR	-	-	-





1933 – St Andrews

Date: 5-7 July 1933

Champion: **Denny Shute**

Total: **292**

Round Scores: **73 73 73 73**

Total Purse: **£500**

First Prize: **£100**

Runner Up: **Craig Wood**

Leading Amateur: **Jack McLean**

Field: **117**

Cut/No. who advanced 36 holes: **152/61**

Leader each round

Round 1: **Walter Hagen 68**

Round 2: **Walter Hagen 140**

Round 3: **Joe Kirkwood, Henry Cotton, Abe Mitchell, Leo Diegel, Syd Easterbrook 216**

Low score for each round

Round 1: **68 Walter Hagen**

Round 2: **68 Abe Mitchell**

Round 3: **68 Craig Wood**

Final Round: **72 Olin Dutra, Reg Whitcombe**



POS	PLAYER	COUNTRY	R1	R2	R3	R4	TOTAL
1	Denny Shute	USA	73	73	73	73	292
2	Craig Wood	USA	77	72	68	75	292
3	Leo Diegel	USA	75	70	71	77	293
3	Syd Easterbrook	UK	73	72	71	77	293
3	Gene Sarazen	USA	72	73	73	75	293
6	Olin Dutra	USA	76	76	70	72	294
7	Henry Cotton	England	73	71	72	79	295
7	Ed Dudley	USA	70	71	76	78	295
7	Abe Mitchell	UK	74	68	74	79	295
7	Alf Padgham	England	74	73	74	74	295
7	Reg Whitcombe	England	76	75	72	72	295
12	Archie Compston	UK	72	74	77	73	296
12	Ernest Whitcombe	England	73	73	75	75	296
14	Auguste Boyer	France	76	72	70	79	297
14	Arthur Havers	England	80	72	71	74	297
14	Joe Kirkwood	Australia	72	73	71	81	297
14	Horton Smith	USA	73	73	75	76	297
18	Aubrey Boomer	UK	74	70	76	78	298
18	Jack McLean (A)	UK	75	74	75	74	298
18	Cyril Tolley (A)	UK	70	73	76	79	298
21	Laurie Ayton Sr	UK	78	72	76	74	300
22	Bert Gadd	UK	75	73	73	80	301
22	Walter Hagen	USA	68	72	79	82	301
22	D.C. Jones	UK	75	72	78	76	301
22	Fred Robertson	UK	71	71	77	82	301
26	Alf Perry	England	79	73	74	76	302
27	Allan Dailey	UK	74	74	77	78	303
28	C. Ross Somerville (A)	Canada	72	78	75	79	304
28	William Sparks	UK	73	72	79	80	304
28	Charlie Ward	UK	76	73	76	79	304
31	J.I. Cruikshank	Argentina	73	75	79	78	305
31	Frank Dennis	UK	74	73	77	81	305
31	William Nolan	Rep. of Ire.	71	75	79	80	305
31	Roland Vickers	UK	73	77	79	76	305
35	George Dunlap (A)	USA	72	74	80	80	306
35	B.S. Weastell	UK	72	78	77	79	306
37	Stewart Burns	UK	74	74	76	83	307
37	John J. Busson	UK	74	72	81	80	307
37	Don Curtis	UK	74	75	74	84	307

POS	PLAYER	COUNTRY	R1	R2	R3	R4	TOTAL
37	Tom Dobson	UK	78	74	77	78	307
37	Joe Ezar	USA	77	72	77	81	307
37	Fred Robson	UK	76	76	79	76	307
37	William Twine	UK	73	74	80	80	307
44	William H. Davies	UK	74	72	80	82	308
44	William Davis	UK	74	75	80	79	308
44	Ernest Kenyon	UK	76	75	77	80	308
44	Tom Williamson	UK	75	76	79	78	308
48	Jimmy Adams	UK	75	77	76	81	309
48	Cecil Denny	UK	74	78	72	85	309
48	Gabriel Gonzales	Spain	75	72	76	86	309
48	James McDowall	UK	75	73	81	80	309
48	William Smith	UK	77	73	74	85	309
53	A. Jamieson Jr (A)	UK	75	75	76	84	310
54	Johnny Farrell	USA	77	71	84	79	311
54	Herbert Jolly	UK	71	78	80	82	311
56	J.M. McMillan	UK	77	74	80	81	312
57	Henry Sales	UK	75	77	76	88	316
58	Cyril Thomson	UK	76	74	86	88	324
59	Andrew Peacock	UK	81	71	78	NR	
59	Owen Sanderson	UK	76	73	82	NR	
61	Tom Fernie	UK	70	78	NR	-	
62	Francisco Alonso	Spain	77	76	-	-	
62	Thomas Barber	UK	78	75	-	-	
62	Keith Dalby	UK	80	73	-	-	
62	R. Dornan	UK	75	78	-	-	
62	Sydney Fairweather	UK	77	76	-	-	
62	Rex Hartley (A)	UK	77	76	-	-	
62	Paul Runyan	USA	76	77	-	-	
62	J.J. Taylor	UK	76	77	-	-	
62	William Watt	UK	75	78	-	-	
62	Charles Whitcombe	England	76	77	-	-	
72	Robert Ballantine	UK	76	78	-	-	
72	Percy Baxter	UK	77	77	-	-	
72	George Duncan	Scotland	76	78	-	-	
72	Pierre Hirigoyen	France	76	78	-	-	
72	John McCredie (A)	UK	79	75	-	-	
72	Robert Rutherford (A)	UK	76	78	-	-	
78	James H. Busson Jr	UK	79	76	-	-	

POS	PLAYER	COUNTRY	R1	R2	R3	R4	TOTAL
78	Leslie Cotton	UK	79	76	-	-	
78	Bert Hodson	UK	76	79	-	-	
78	Sam King	UK	74	81	-	-	
78	William Oke	UK	77	78	-	-	
78	H. Prowse	UK	78	77	-	-	
78	P.P. Wynne Jr	UK	79	76	-	-	
85	Harry Bentley (A)	UK	81	75	-	-	
85	Joaquin Bernardino	Spain	76	80	-	-	
85	William Campbell (A)	UK	83	73	-	-	
85	Tom Collinge	UK	76	80	-	-	
85	John De Forest (A)	UK	74	82	-	-	
85	Angel De La Torre	Spain	79	77	-	-	
85	Tom Green	UK	76	80	-	-	
85	Hugh McNeill	UK	74	82	-	-	
85	Philip Rodgers	UK	79	77	-	-	
94	R.B. Bayliss (A)	UK	75	82	-	-	
94	Harry Crapper	UK	77	80	-	-	
94	J.K. Mechan (A)	UK	79	78	-	-	
94	Ernest Smith	UK	81	76	-	-	
94	Fred Taggart	UK	78	79	-	-	
99	Fred Bradbeer	UK	80	78	-	-	
99	David Ramsay (A)	UK	77	81	-	-	
99	R.W.G. Wilson	UK	78	80	-	-	
99	Luis Ybarra	Spain	81	77	-	-	
103	Billy Burke	USA	77	82	-	-	
103	Dennis Kyle (A)	UK	76	83	-	-	
105	Dick Burton	England	82	78	-	-	
105	Leslie Garnett (A)	UK	78	82	-	-	
105	George Hutton	UK	76	84	-	-	
108	Lister Hartley (A)	UK	77	84	-	-	
108	Hugh Roberts	UK	82	79	-	-	
108	Erle Watson (A)	UK	81	80	-	-	
111	Walter Fenton	UK	78	85	-	-	
111	H.S. Laidlaw (A)	UK	80	83	-	-	
111	Eddie Smith	UK	81	82	-	-	
114	R.J. Lawrance	UK	85	82	-	-	
114	Peter Robertson	UK	83	84	-	-	
116	James Brodlie Jr (A)	UK	NR	-	-	-	
116	Sandy Herd	Scotland	Scr	-	-	-	

Golf's worst missed putt

Denny Shute became the tenth American winner of The Open in a row at St Andrews in 1933 and remains unique among all Major Champions in recording four identical scores of 73, equivalent to par on the Old Course at the time.

Though a 68 was posted in each of the first three rounds, in the final round 72 was the best score returned. He tied with fellow American Craig Wood and won a 36-hole play-off the next day. His sequence was halted by scores of 75 and 74 but with a total of 149 he won by five strokes compared to Wood's 78-76.

The play-off was not nearly as exciting as the final round which saw Shute rally from three behind a quintet of leaders. One of them was Leo Diegel, a two-time PGA Champion who had finished second and third in his two previous visits to The Open.

He had an idiosyncratic putting style, crouching low over the ball with his elbows out wide, forearms parallel to the ground. He came to the last needing a 4 to tie and rolled a long approach putt stone dead. Always a nervous finisher, he then suffered one of the worst aberrations seen at the denouement of a Major Championship.

He had a complete air shot. He missed the play-off by one, tying for third place with defending Champion Gene Sarazen, who had a 6 at the short 11th, and Syd Easterbrook, the only non-American in the top-six. Henry Cotton tied for seventh a year before claiming the title.

Shute followed his debut Open victory with two wins in the PGA Championship. Wood lost play-offs for all four Majors, something only matched by Greg Norman, but finally won the Masters and US Open in 1941.





1932 – Prince's

Date: 8-10 June 1932

Champion: **Gene Sarazen**

Total: **283**

Round Scores: **70 69 70 74**

Total Purse: **£500**

First Prize: **£100**

Runner Up: **Macdonald Smith**

Leading Amateur: **W.L. Hope**

Field: **110**

Cut/No. who advanced 36 holes: **154/64**

Leader each round

Round 1: **Gene Sarazen 70**

Round 2: **Gene Sarazen 139**

Round 3: **Gene Sarazen 209**


Low score for each round

Round 1: **70 Gene Sarazen**

Round 2: **69 Gene Sarazen**

Round 3: **68 Arthur Havers**

Final Round: **70 Macdonald Smith, Alf Padgham**



POS	PLAYER	COUNTRY	R1	R2	R3	R4	TOTAL
1	Gene Sarazen	USA	70	69	70	74	283
2	Macdonald Smith	USA	71	76	71	70	288
3	Arthur Havers	England	74	71	68	76	289
4	Percy Alliss	UK	71	71	78	72	292
4	Alf Padgham	England	76	72	74	70	292
4	Charles Whitcombe	England	71	73	73	75	292
7	William H. Davies	UK	71	73	74	75	293
7	Arthur Lacey	UK	73	73	71	76	293
9	Fred Robson	UK	74	71	78	71	294
10	Archie Compston	UK	74	70	75	76	295
10	Henry Cotton	England	74	72	77	72	295
10	Abe Mitchell	UK	77	71	75	72	295
13	Syd Easterbrook	UK	74	75	72	77	298
13	H. Prowse	UK	75	75	75	73	298
15	Cecil Denny	UK	73	81	72	73	299
15	W.L. Hope (A)	UK	74	79	75	71	299
17	Tommy Armour	USA	75	70	74	81	300
17	Bert Hodson	UK	77	73	77	73	300
17	Alf Perry	England	73	76	77	74	300
17	Charlie Ward	UK	73	77	77	73	300
17	Reg Whitcombe	England	75	74	75	76	300
22	Ernest Kenyon	UK	74	73	76	78	301
22	Mark Seymour	UK	74	75	81	71	301
22	Thomas Torrance (A)	UK	75	73	76	77	301
25	Alfred G. Beck	UK	78	71	74	79	302
25	Lister Hartley (A)	UK	76	73	80	73	302
25	Philip Rodgers	UK	74	79	75	74	302
25	William Twine	UK	80	74	71	77	302
29	Pierre Hirigoyen	France	79	73	75	76	303
29	Lionel Munn (A)	UK	74	75	78	76	303
29	W. Pursey	UK	76	75	73	79	303
29	Cedric Sayner	UK	74	74	79	76	303
29	Percy Weston	UK	75	79	76	73	303
34	Herbert Jolly	UK	75	74	80	75	304
34	William Tulloch (A)	UK	75	77	76	76	304
36	Marcel Dallemagne	France	78	76	75	76	305
36	D.C. Jones	UK	75	78	73	79	305

POS	PLAYER	COUNTRY	R1	R2	R3	R4	TOTAL
36	William Oke	UK	77	74	76	78	305
39	Harry Bentley (A)	UK	75	78	79	74	306
39	Tom Dobson	UK	77	75	76	78	306
39	Edward Jarman	UK	75	76	79	76	306
39	William Smith	UK	75	74	80	77	306
39	Fred Taggart	UK	73	81	75	77	306
44	Bob Sweeny Jr (A)	USA	78	74	77	78	307
45	Don Curtis	UK	74	78	78	78	308
45	Albert Isherwood	UK	75	74	81	78	308
45	S.J. Jones	UK	79	75	74	80	308
48	Bob Bradbeer	UK	76	75	79	79	309
48	Dick Burton	England	74	77	80	78	309
48	Reg Cox	UK	77	76	75	81	309
48	Tom Green	UK	75	77	79	78	309
48	George Kirby	UK	79	72	82	76	309
48	Eric McRuvie (A)	UK	77	75	80	77	309
54	Harry Crapper	UK	75	75	78	82	310
54	S.S. Field	UK	74	76	82	78	310
56	John Burton	UK	77	74	80	80	311
56	Ted Ray	England	75	77	80	79	311
58	George Gadd	UK	76	77	80	79	312
58	Marcel Philippon	France	77	77	80	78	312
60	Percy Baxter	UK	76	77	79	81	313
61	William McMinn	UK	73	81	78	82	314
62	Stewart Burns	UK	76	76	83	80	315
62	A.M. Chevalier	UK	77	75	83	80	315
64	J. Rouse	UK	74	76	84	85	319
65	J.E. Field	UK	80	75	-	-	-
65	Fred Jarman	UK	74	81	-	-	-
65	Sam King	UK	77	78	-	-	-
65	James McDowall	UK	76	79	-	-	-
65	Ernest Whitcombe	England	76	79	-	-	-
70	A.F. Hockey	UK	76	80	-	-	-
70	Duncan McCulloch	UK	78	78	-	-	-
70	E. McInnes	UK	75	81	-	-	-
70	Charles Robinson	UK	77	79	-	-	-
74	Allan Dailey	UK	81	76	-	-	-

POS	PLAYER	COUNTRY	R1	R2	R3	R4	TOTAL
74	Charles Gadd	UK	82	75	-	-	-
74	Douglas Grant (A)	UK	82	75	-	-	-
74	James Ockenden	UK	80	77	-	-	-
74	W.E. Peters	UK	77	80	-	-	-
74	T.H. Richards	UK	78	79	-	-	-
74	A.E. Whiting	UK	77	80	-	-	-
81	John J. Busson	UK	78	80	-	-	-
81	Walter Copley Carr (A)	UK	79	79	-	-	-
81	Frank Dennis	UK	79	79	-	-	-
81	Harry Large	UK	82	76	-	-	-
81	A.G. Matthews	UK	82	76	-	-	-
81	Tomekichi Miyamoto	Japan	79	79	-	-	-
81	Henry Sales	UK	78	80	-	-	-
81	B.S. Weastell	UK	77	81	-	-	-
89	George Charman	UK	84	75	-	-	-
89	Michael Daragon	UK	77	82	-	-	-
89	Hugh Roberts	UK	81	78	-	-	-
89	Owen Sanderson	UK	80	79	-	-	-
93	George Duncan	Scotland	80	80	-	-	-
93	Andre Ghintran	France	78	82	-	-	-
93	W.G. Saunders	UK	82	78	-	-	-
96	Harry Amos	UK	78	83	-	-	-
96	G. Marwood (A)	UK	82	79	-	-	-
98	A.C. Critchley (A)	UK	86	76	-	-	-
98	Jock Henderson	UK	84	78	-	-	-
98	Andrew McNair (A)	UK	78	84	-	-	-
98	William Ritchie	UK	81	81	-	-	-
102	Bert Gadd	UK	83	80	-	-	-
103	J.T.C. Moore Brabazon (A)	UK	83	82	-	-	-
103	Tom Williamson	UK	85	80	-	-	-
105	John De Forest (A)	UK	82	84	-	-	-
105	Joseph Hirigoyen	France	83	83	-	-	-
107	Jimmy Adams	UK	86	82	-	-	-
108	Rex Hartley (A)	UK	Scr	-	-	-	-
108	Hon. Michael Scott (A)	UK	NR	-	-	-	-
108	E.B. Tipping (A)	UK	NR	-	-	-	-



1931 – Carnoustie

Date: 3-5 June 1931
 Champion: **Tommy Armour**
 Total: 296
 Round Scores: 73 75 77 71
 Total Purse: £500
 First Prize: £100
 Runner Up: **Jose Jurado**
 Leading Amateur: **Eric McRuvie**
 Field: 109
 Cut/No. who advanced 36 holes: 159/66

Leader each round
 Round 1: **W.T. Twine, Henry Cotton, Johnny Farrell 72**
 Round 2: **Henry Cotton, Jose Jurado 147**
 Round 3: **Jose Jurado 220**

Low score for each round
 Round 1: **72 W.T. Twine, Henry Cotton, Johnny Farrell**
 Round 2: **71 Jose Jurado**
 Round 3: **71 Macdonald Smith, William H. Davies, Reg Whitcombe**
 Final Round: **71 Tommy Armour, Marcos Churio**

POS	PLAYER	COUNTRY	R1	R2	R3	R4	TOTAL	POS	PLAYER	COUNTRY	R1	R2	R3	R4	TOTAL	POS	PLAYER	COUNTRY	R1	R2	R3	R4	TOTAL
1	Tommy Armour	USA	73	75	77	71	296	36	Albert Isherwood	UK	77	79	79	77	312	72	John Donaldson	UK	76	85	-	-	-
2	Jose Jurado	Argentina	76	71	73	77	297	36	Eric McRuvie (A)	UK	75	83	79	75	312	72	George Gadd	UK	87	74	-	-	-
3	Percy Alliss	UK	74	78	73	73	298	40	Auguste Boyer	France	78	80	78	77	313	72	George Smith	UK	80	81	-	-	-
3	Gene Sarazen	USA	74	76	75	73	298	40	Keith Dalby	UK	83	72	81	77	313	78	Charles Corlett	UK	81	81	-	-	-
5	Johnny Farrell	USA	72	77	75	75	299	40	Syd Easterbrook	UK	78	79	82	74	313	78	Tom Dobson	UK	79	83	-	-	-
5	Macdonald Smith	USA	75	77	71	76	299	40	Lister Hartley (A)	UK	79	79	74	81	313	78	Pierre Hirigoyen	France	82	80	-	-	-
7	Marcos Churio	Argentina	76	75	78	71	300	40	James McDowall	UK	77	77	76	83	313	78	Tony Manero	USA	82	80	-	-	-
7	William H. Davies	UK	76	78	71	75	300	40	Alf Padgham	England	77	81	77	78	313	78	J. McCartney	UK	82	80	-	-	-
9	Arthur Lacey	UK	74	80	74	73	301	46	Alf Perry	England	77	74	82	81	314	78	B.S. Weastell	UK	80	82	-	-	-
10	Henry Cotton	England	72	75	79	76	302	47	William Large	UK	74	84	81	76	315	84	Alfred G. Beck	UK	82	81	-	-	-
10	Arthur Havers	England	75	76	72	79	302	47	Cedric Sayner	UK	80	78	77	80	315	84	W.E. Brown	UK	83	80	-	-	-
12	Gus Faulkner	UK	77	76	76	74	303	47	Rufus Stewart	Australia	76	83	76	80	315	84	M. Crowley (A)	UK	80	83	-	-	-
12	Tomas Genta	Argentina	75	78	75	75	303	50	Ernest Cawsey	UK	77	76	82	81	316	87	P.P. Wynne Jr	UK	83	81	-	-	-
12	Abe Mitchell	UK	77	74	77	75	303	50	Hector Freccero	Argentina	80	77	83	76	316	88	Robert Ballantine	UK	83	82	-	-	-
12	Horton Smith	USA	77	79	75	72	303	50	Harry Large	UK	78	80	75	83	316	88	Tom Fernie	UK	78	87	-	-	-
12	Tom Williamson	UK	77	76	73	77	303	53	John Burton	UK	79	80	79	79	317	88	James Hosie (A)	UK	83	82	-	-	-
17	Marcel Dallemagne	France	74	77	78	75	304	53	Charles Gadd	UK	78	81	78	80	317	88	Larry Montez	Philippines	82	83	-	-	-
17	Willie Hunter	UK	76	75	74	79	304	53	Arthur Young	UK	77	82	78	80	317	88	Percy Newbery	UK	81	84	-	-	-
17	William Oke	UK	74	80	75	75	304	56	Fred Taggart	UK	76	81	81	80	318	88	Reginald Straker (A)	UK	83	82	-	-	-
17	Reg Whitcombe	England	75	78	71	80	304	57	J.T. Bookless (A)	UK	79	80	78	82	319	94	Tom Green	UK	89	77	-	-	-
21	Aubrey Boomer	UK	76	77	80	73	306	57	C.E. Burge (A)	UK	77	79	84	79	319	95	L. Bates	UK	82	85	-	-	-
21	Fred Robson	UK	80	76	76	74	306	59	William Sutton (A)	UK	80	79	79	82	320	95	Harry Crapper	UK	84	83	-	-	-
23	Len Holland	UK	80	74	78	75	307	60	Rex Hartley (A)	UK	80	79	79	83	321	95	D.C. Jones	UK	85	82	-	-	-
23	Mark Seymour	UK	80	79	75	73	307	60	Jock Henderson	UK	79	78	81	83	321	98	John Fallon	UK	81	87	-	-	-
23	Ernest Whitcombe	England	79	76	76	76	307	60	Jack Seager	UK	84	74	81	82	321	98	Hugh Roberts	UK	85	83	-	-	-
26	Bert Hodson	UK	77	76	78	77	308	63	Owen Sanderson	UK	84	75	81	82	322	100	Bob Bradbeer	UK	81	88	-	-	-
26	Joe Kirkwood	Australia	75	75	77	81	308	63	C. Shankland (A)	UK	77	81	80	84	322	100	J.N. Smith (A)	UK	83	86	-	-	-
26	William Twine	UK	72	78	79	79	308	63	William Tulloch (A)	UK	76	81	83	82	322	100	James A. Wright (A)	UK	78	91	-	-	-
29	Archie Compston	UK	77	76	75	81	309	66	Albert S. Tingey Jr	UK	79	79	86	84	328	103	K.G. Patrick (A)	UK	89	83	-	-	-
29	Ernest Kenyon	UK	75	78	78	78	309	67	James Bradbeer	UK	80	80	-	-	-	103	Tom Walker Jr	UK	80	92	-	-	-
29	Duncan McCulloch	UK	76	78	77	78	309	67	J.M. McMillan	UK	81	79	-	-	-	105	G.R. Wade (A)	UK	87	87	-	-	-
29	William McMinn	UK	78	78	79	74	309	67	William Nolan	Rep. of Ire.	77	83	-	-	-	106	George Knight (A)	UK	88	88	-	-	-
29	Philip Rodgers	UK	77	74	78	80	309	67	Ted Ray	England	79	81	-	-	-	107	John De Forest (A)	UK	NR	-	-	-	-
29	Charles Whitcombe	England	80	76	75	78	309	67	Joe Turnesa	USA	77	83	-	-	-	107	C.E. Hardman (A)	UK	NR	-	-	-	-
35	Sydney Fairweather	UK	77	77	75	81	310	72	D.B. Anderson (A)	UK	81	80	-	-	-	107	Tom Wilson	UK	DQ	-	-	-	-
36	Cecil Denny	UK	75	79	80	78	312	72	Thomas Barber	UK	82	79	-	-	-								
36	George Duncan	Scotland	78	79	79	76	312	72	Stewart Burns	UK	79	82	-	-	-								



1930 – Royal Liverpool

Date: **18-20 June 1930**

Champion: **Bobby Jones (A)**

Total: **291**

Round Scores: **70 72 74 75**

Total Purse: **£400**

First Prize: **£100**

Runner Up: **Leo Diegel**

Field: **112**

Cut/No. who advanced 36 holes: **158/61**

*The Open Championship was won by an amateur, so no prize money was given to the winner.

Leader each round

Round 1: **Henry Cotton, Macdonald Smith, Bobby Jones (A) 70**

Round 2: **Bobby Jones (A) 142**

Round 3: **Archie Compston 215**

Low score for each round

Round 1: **70 Henry Cotton, Macdonald Smith, Bobby Jones (A)**

Round 2: **71 Cyril Tolley (A)**

Round 3: **68 Archie Compston**

Final Round: **71 Macdonald Smith**



POS	PLAYER	COUNTRY	R1	R2	R3	R4	TOTAL
1	Bobby Jones (A)	USA	70	72	74	75	291
2	Leo Diegel	USA	74	73	71	75	293
2	Macdonald Smith	USA	70	77	75	71	293
4	Fred Robson	UK	71	72	78	75	296
4	Horton Smith	USA	72	73	78	73	296
6	Jim Barnes	USA	71	77	72	77	297
6	Archie Compston	UK	74	73	68	82	297
8	Henry Cotton	England	70	79	77	73	299
9	Thomas Barber	UK	75	76	72	77	300
9	Auguste Boyer	France	73	77	70	80	300
9	Charles Whitcombe	England	74	75	72	79	300
12	Bert Hodson	UK	74	77	76	74	301
13	Abe Mitchell	UK	75	78	77	72	302
13	Reg Whitcombe	England	78	72	73	79	302
15	D.K. Moe (A)	USA	74	73	76	80	303
15	Philip Rodgers	UK	74	73	76	80	303
17	Percy Alliss	UK	75	74	77	79	305
17	William Large	UK	78	74	77	76	305
17	Ernest Whitcombe	England	80	72	76	77	305
17	Arthur Young	UK	75	78	78	74	305
21	Harry Crapper	UK	78	73	80	75	306
21	Pierre Hirigoyen	France	75	79	76	76	306
21	Harry Large	UK	79	74	78	75	306
24	Stewart Burns	UK	77	75	80	75	307
24	William H. Davies	UK	78	77	73	79	307
24	Arthur Lacey	UK	78	79	74	76	307
24	Ted Ray	England	78	75	76	78	307
24	Norman Sutton	UK	72	80	76	79	307
29	Tom Green	UK	73	79	78	78	308
30	Duncan McCulloch	UK	78	78	79	74	309
30	Alf Perry	England	78	74	75	82	309
32	Marcel Dallemagne	France	79	72	79	80	310
32	Len Holland	UK	75	78	80	77	310
32	Albert Isherwood	UK	75	77	78	80	310
32	Percy Weston	UK	81	77	76	76	310
36	Lister Hartley (A)	UK	79	78	79	75	311
36	Edward Jarman	UK	76	76	79	80	311
36	William Nolan	Rep. of Ire.	78	79	74	80	311

POS	PLAYER	COUNTRY	R1	R2	R3	R4	TOTAL
39	James Bradbeer	UK	77	77	76	82	312
39	William Branch	UK	81	77	78	76	312
39	Alf Padgham	England	78	80	74	80	312
39	Owen Sanderson	UK	83	74	77	78	312
39	J.J. Taylor	UK	76	78	82	76	312
44	George Gadd	UK	78	78	73	84	313
44	D.C. Jones	UK	75	77	82	79	313
44	Charles McIlvenny	UK	76	75	79	83	313
44	William Twine	UK	78	78	78	79	313
48	Ernest Kenyon	UK	79	76	79	80	314
48	William McMinn	UK	82	75	77	80	314
50	Bob Bradbeer	UK	81	74	80	81	316
50	Sydney Fairweather	UK	77	78	79	82	316
52	H. Rimmer	UK	79	79	79	80	317
52	William Sutton (A)	UK	78	76	81	82	317
52	Cyril Tolley (A)	UK	84	71	80	82	317
55	Harry Bentley (A)	UK	76	78	86	78	318
56	Harry Kidd	UK	79	75	85	80	319
56	Cyril Thomson	UK	81	74	81	83	319
58	W.G. Gimber	UK	76	78	81	85	320
59	Raymond Oppenheimer (A)	UK	79	78	82	82	321
60	D.E.B. Soulby (A)	UK	75	82	82	83	322
61	F.C. Stevens Jr (A)	USA	80	78	NR	-	-
62	Jerry Bond	UK	80	79	-	-	-
62	John De Forest (A)	UK	76	83	-	-	-
62	E.P. Hanton	UK	81	78	-	-	-
62	George Kirby	UK	81	78	-	-	-
62	Arnaud Massy	France	78	81	-	-	-
62	Alfred Miles	UK	79	80	-	-	-
62	William Oke	UK	75	84	-	-	-
62	James Sherlock	UK	81	78	-	-	-
62	Fred Taggart	UK	78	81	-	-	-
62	W.C. Thomas	UK	81	78	-	-	-
72	Michael Bingham	UK	79	81	-	-	-
72	Allan Dailey	UK	78	82	-	-	-
72	Gabriel Gonzales	Spain	82	78	-	-	-
72	I.S. Thomas (A)	UK	83	77	-	-	-
72	George Von Elm (A)	USA	81	79	-	-	-

POS	PLAYER	COUNTRY	R1	R2	R3	R4	TOTAL
77	D.A. Davies	UK	80	81	-	-	-
77	George Duncan	Scotland	85	76	-	-	-
77	Cyril Fryer	UK	78	83	-	-	-
77	S.F. Healing	UK	83	78	-	-	-
77	Charles Hezlet (A)	UK	79	82	-	-	-
77	Henry Kinch	UK	78	83	-	-	-
77	A. Macdonald	UK	79	82	-	-	-
84	G.T. Adams	UK	84	78	-	-	-
84	Harry Ball	UK	82	80	-	-	-
84	A.S. Wallis	UK	80	82	-	-	-
84	N. Winders	UK	85	77	-	-	-
88	D. Brown (A)	UK	80	83	-	-	-
88	T.F. Ellison (A)	UK	83	80	-	-	-
88	Rex Hartley (A)	UK	79	84	-	-	-
88	Hugh McNeill	UK	78	85	-	-	-
92	Ernest Risebro	UK	83	81	-	-	-
92	Hugh Roberts	UK	80	84	-	-	-
92	C.W. Timmis (A)	UK	81	83	-	-	-
95	Jimmy Adams	UK	84	81	-	-	-
95	C. Gray	UK	83	82	-	-	-
95	J. Shanks	UK	85	80	-	-	-
98	Alfred G. Beck	UK	81	85	-	-	-
98	H. Chalk	UK	80	86	-	-	-
98	F.C. Jewell	UK	83	83	-	-	-
101	Percy Newbery	UK	81	86	-	-	-
102	George Charman	UK	84	84	-	-	-
103	Walter Fenton	UK	85	84	-	-	-
104	H.W. Wooliscroft	UK	87	84	-	-	-
105	James McDowall	UK	92	81	-	-	-
106	C.K. Cotton (A)	UK	80	NR	-	-	-
106	W.J. Martin	UK	82	NR	-	-	-
106	J. Stait	UK	79	NR	-	-	-
106	Albert S. Tingey Jr	UK	79	NR	-	-	-
110	Jack Ballantine	UK	NR	-	-	-	-
110	Herbert Jolly	UK	Scr	-	-	-	-
110	Dick Wheildon	UK	Scr	-	-	-	-



1929 – Muirfield

Date: **8-10 May 1929**
 Champion: **Walter Hagen**
 Total: **292**
 Round Scores: **75 67 75 75**
 Total Purse: **£275**
 First Prize: **£75**
 Runner Up: **Johnny Farrell**
 Leading Amateur: **T.P. Perkins**
 Field: **109**
 Cut/No. who advanced 36 holes: **157/64**

Leader each round
 Round 1: **Percy Alliss 69**
 Round 2: **Leo Diegel 140**
 Round 3: **Walter Hagen 217**

Low score for each round
 Round 1: **69 Percy Alliss**
 Round 2: **67 Walter Hagen**
 Round 3: **75 Jimmy Thomson, Al Watrous, Walter Hagen**
 Final Round: **74 Jim Barnes, William H. Davies**

POS	PLAYER	COUNTRY	R1	R2	R3	R4	TOTAL	POS	PLAYER	COUNTRY	R1	R2	R3	R4	TOTAL	POS	PLAYER	COUNTRY	R1	R2	R3	R4	TOTAL
1	Walter Hagen	USA	75	67	75	75	292	36	William Twine	UK	74	79	84	78	315	69	Owen Sanderson	UK	78	81	-	-	-
2	Johnny Farrell	USA	72	75	76	75	298	39	Fred Jarman	UK	79	76	82	79	316	69	J.H. Taylor	England	79	80	-	-	-
3	Leo Diegel	USA	71	69	82	77	299	39	Jack Jarman	UK	80	77	81	78	316	69	Robert Walker	UK	82	77	-	-	-
4	Percy Alliss	UK	69	76	76	79	300	39	Ted Ray	England	80	76	81	79	316	78	Harry Vardon	England	82	78	-	-	-
4	Abe Mitchell	UK	72	72	78	78	300	39	Charles Whitcombe	England	77	76	85	78	316	79	T.A. Bourn (A)	UK	80	81	-	-	-
6	Robert Cruikshank	USA	73	74	78	76	301	43	Harry Crapper	UK	76	76	79	86	317	79	Bob Bradbeer	UK	80	81	-	-	-
7	Jim Barnes	USA	71	80	78	74	303	43	Tom Fernie	UK	76	75	85	81	317	79	John Donaldson	UK	82	79	-	-	-
8	Gene Sarazen	USA	73	74	81	76	304	45	Alf Perry	England	80	76	86	76	318	79	James McDowall	UK	80	81	-	-	-
8	Al Watrous	USA	73	79	75	77	304	45	George Von Elm (A)	USA	79	78	84	77	318	79	Thomas Renouf	UK	82	79	-	-	-
10	Tommy Armour	USA	75	73	79	78	305	45	Reg Whitcombe	England	77	75	84	82	318	79	R.L.B. Sanderson (A)	UK	79	82	-	-	-
11	Arthur Havers	England	80	74	76	76	306	45	A.E. Whiting	UK	76	81	83	78	318	85	Arthur Day	UK	81	81	-	-	-
12	Archie Compston	UK	76	73	77	81	307	49	Thomas Barber	UK	78	78	81	82	319	85	J.W. Gaudin	UK	79	83	-	-	-
13	Johnny Golden	USA	74	73	86	75	308	49	Michael Bingham	UK	73	76	86	84	319	85	H.A. Gaudin	UK	81	81	-	-	-
13	Jimmy Thomson	USA	78	78	75	77	308	49	Stewart Burns	UK	83	74	81	81	319	85	John Mackie	UK	82	80	-	-	-
15	Aubrey Boomer	UK	74	74	80	81	309	49	W.G. Gimber	UK	77	80	82	80	319	89	Roy Donald	UK	79	84	-	-	-
15	Herbert Jolly	UK	72	80	78	79	309	49	Alfred Miles	UK	80	77	80	82	319	89	Bert Hodson	UK	79	84	-	-	-
15	Macdonald Smith	USA	73	78	78	80	309	49	James Ockenden	UK	78	76	81	84	319	89	Tom King Jr	UK	84	79	-	-	-
18	Sid Brews	South Africa	76	77	78	79	310	55	William Watt	UK	78	76	86	80	320	89	W.C. Thomas	UK	82	81	-	-	-
18	William H. Davies	UK	79	76	81	74	310	56	William Robertson	UK	79	78	85	80	322	93	Don Curtis	UK	80	84	-	-	-
18	Ed Dudley	USA	72	80	80	78	310	56	B.S. Weastell	UK	76	78	83	85	322	93	Gus Faulkner	UK	84	80	-	-	-
18	Mark Seymour	UK	75	74	78	83	310	58	Michael Daragon	UK	82	75	84	83	324	93	F.C. Jewell	UK	84	80	-	-	-
22	George Duncan	Scotland	78	76	81	76	311	59	James H. Busson Jr	UK	82	74	85	84	325	93	Jack Seager	UK	83	81	-	-	-
23	William Nolan	Rep. of Ire.	80	76	79	77	312	60	R.M. Alston	UK	75	82	83	87	327	97	J.B. Saunders (A)	UK	84	81	-	-	-
23	T.P. Perkins (A)	UK	79	73	80	80	312	61	Leslie Cotton	UK	77	79	91	82	329	98	A.D. Cairncross	UK	82	84	-	-	-
25	Jose Jurado	Argentina	77	73	81	82	313	62	J.T. Bookless (A)	UK	79	78	84	Wd	-	98	R.D. Fraser	UK	84	82	-	-	-
25	Walter Willis Mackenzie (A)	UK	80	71	80	82	313	62	William Tulloch (A)	UK	77	80	87	Wd	-	100	Percy Beal	UK	81	86	-	-	-
25	Cedric Sayner	UK	80	75	78	80	313	64	Jack Ballantine	UK	78	76	DQ	-	-	100	Sandy Herd	Scotland	84	83	-	-	-
25	Horton Smith	USA	76	76	84	77	313	65	R.B. Denholm (A)	UK	76	82	-	-	-	100	H. Prowse	UK	84	83	-	-	-
25	Cyril Tolley (A)	UK	74	76	87	76	313	65	George Kirby	UK	79	79	-	-	-	103	R.W.G. Wilson	UK	83	85	-	-	-
25	Joe Turnesa	USA	78	74	81	80	313	65	Arnaud Massy	France	81	77	-	-	-	104	Edwin Sinclair	UK	84	86	-	-	-
25	Tom Williamson	UK	73	78	80	82	313	65	Duncan McCulloch	UK	80	78	-	-	-	105	Hon W.G. Brownlow (A)	UK	82	NR	-	-	-
32	Henry Cotton	England	79	73	82	80	314	69	J. Brown	UK	82	77	-	-	-	105	John Caven (A)	UK	81	NR	-	-	-
32	Al Espinosa	USA	77	75	81	81	314	69	Tom Dobson	UK	80	79	-	-	-	105	James Dewar (A)	UK	88	NR	-	-	-
32	Fred Taggart	UK	75	75	83	81	314	69	Arthur Lacey	UK	80	79	-	-	-	105	George Smith	UK	86	NR	-	-	-
32	J.J. Taylor	UK	77	75	81	81	314	69	Harry Large	UK	80	79	-	-	-	109	Percy Baxter	UK	NR	-	-	-	-
36	Bill Mehlhorn	USA	74	74	84	83	315	69	Percy Newbery	UK	83	76	-	-	-								
36	Fred Robson	UK	78	76	83	78	315	69	J. Rouse	UK	80	79	-	-	-								



1928 – Royal St George's

Date: 9-11 May 1928

Champion: **Walter Hagen**

Total: 292

Round Scores: 75 73 72 72

Total Purse: £275

First Prize: £75

Runner Up: **Gene Sarazen**

Leading Amateur: **T.P. Perkins**

Field: 113

Cut/No. who advanced 36 holes: 159/52

Leader each round

Round 1: **Bill Mehlhorn 71**

Round 2: **Jose Jurado 145**

Round 3: **Walter Hagen 220**

Low score for each round

Round 1: **71 Bill Mehlhorn**

Round 2: **71 Jose Jurado**

Round 3: **72 Walter Hagen**

Final Round: **71 Jim Barnes**



POS	PLAYER	COUNTRY	R1	R2	R3	R4	TOTAL
1	Walter Hagen	USA	75	73	72	72	292
2	Gene Sarazen	USA	72	76	73	73	294
3	Archie Compston	UK	75	74	73	73	295
4	Percy Alliss	UK	75	76	75	72	298
4	Fred Robson	UK	79	73	73	73	298
6	Jim Barnes	USA	81	73	76	71	301
6	Aubrey Boomer	UK	79	73	77	72	301
6	Jose Jurado	Argentina	74	71	76	80	301
9	Bill Mehlhorn	USA	71	78	76	77	302
10	William H. Davies	UK	78	74	79	73	304
11	Fred Taggart	UK	76	74	77	78	305
11	A.E. Whiting	UK	78	76	76	75	305
13	Jack Smith	UK	79	77	76	74	306
14	T.P. Perkins (A)	UK	80	79	76	72	307
14	William Twine	UK	75	79	77	76	307
16	Stewart Burns	UK	76	74	75	83	308
17	Charles Hezlet (A)	UK	79	76	78	76	309
18	Henry Cotton	England	77	75	83	75	310
18	George Duncan	Scotland	75	77	78	80	310
18	Duncan McCulloch	UK	78	78	78	76	310
21	Abe Mitchell	UK	78	75	82	76	311
21	Tom Williamson	UK	77	73	77	84	311
23	Bob Bradbeer	UK	83	76	78	75	312
23	George Gadd	UK	83	73	78	78	312
23	Jean Gassiat	France	76	77	81	78	312
23	W.L. Hope (A)	UK	84	75	75	78	312
23	James Ockenden	UK	80	78	79	75	312
23	Reg Whitcombe	England	79	77	81	75	312
23	Reginald Wilson	UK	82	73	77	80	312
23	Syd Wingate	UK	75	82	79	76	312
31	Arthur Lacey	UK	80	77	79	77	313
31	Arthur Young	UK	77	77	78	81	313
33	Gus Faulkner	UK	80	75	81	78	314
33	William Holley	UK	80	78	79	77	314
33	Herbert Jolly	UK	84	73	75	82	314
33	Ted Ray	England	77	78	80	79	314
37	Thomas Barber	UK	77	78	81	79	315
37	James McDowall	UK	82	75	80	78	315

POS	PLAYER	COUNTRY	R1	R2	R3	R4	TOTAL
37	Rufus Stewart	Australia	79	75	82	79	315
37	William Watt	UK	79	76	78	82	315
41	James Braid	Scotland	80	79	81	76	316
41	Rex Hartley (A)	UK	81	77	76	82	316
41	Pierre Hirigoyen	France	81	74	78	83	316
41	Bert Hodson	UK	80	79	79	78	316
41	Arnaud Massy	France	79	79	79	79	316
41	Thomas Torrance (A)	UK	79	74	81	82	316
47	Ernest Kenyon	UK	79	79	81	78	317
47	Harry Vardon	England	78	79	80	80	317
47	Leo Wallace	UK	79	80	75	83	317
50	A.J. Evans (A)	UK	80	79	82	78	319
51	E.A. Barker	UK	81	78	77	89	325
51	Albert S. Tingey Jr	UK	81	78	81	85	325
53	Joaquin Bernardino	Spain	81	79	-	-	-
53	Harry Crapper	UK	82	78	-	-	-
53	Arthur Havers	England	81	79	-	-	-
53	Rowland Jones	UK	82	78	-	-	-
53	Henry Kinch	UK	83	77	-	-	-
53	Arthur Mitchell	UK	80	80	-	-	-
53	Arthur Monk	UK	82	78	-	-	-
53	Raymond Oppenheimer (A)	UK	81	79	-	-	-
53	Cedric Sayner	UK	80	80	-	-	-
53	George Smith	UK	81	79	-	-	-
53	J.J. Taylor	UK	82	78	-	-	-
53	Charles Whitcombe	England	84	76	-	-	-
65	Tommy Armour	USA	81	80	-	-	-
65	Marcel Dallemagne	France	84	77	-	-	-
65	Douglas Grant (A)	UK	80	81	-	-	-
65	Jack Hooker	UK	85	76	-	-	-
65	M. O'Neill	UK	80	81	-	-	-
65	Ernest Whitcombe	England	82	79	-	-	-
71	James Batley	UK	81	81	-	-	-
71	James Bradbeer	UK	83	79	-	-	-
71	Fred Bradbeer	UK	80	82	-	-	-
71	Leslie Cotton	UK	85	77	-	-	-
71	Albert Hallam	UK	86	76	-	-	-
71	Jack Seager	UK	81	81	-	-	-

POS	PLAYER	COUNTRY	R1	R2	R3	R4	TOTAL
71	Roland Vickers	UK	81	81	-	-	-
78	W.E. Brown	UK	81	82	-	-	-
78	Sandy Herd	Scotland	82	81	-	-	-
78	Fred Leach	UK	83	80	-	-	-
78	T. Walton	UK	80	83	-	-	-
78	Roger Wethered (A)	UK	82	81	-	-	-
83	G.R. Buckle	UK	82	82	-	-	-
83	Ernesto De Cespedes	Spain	82	82	-	-	-
83	Alfred Miles	UK	81	83	-	-	-
83	James Scarth	UK	82	82	-	-	-
83	William Smith	UK	83	81	-	-	-
88	Auguste Boyer	France	85	80	-	-	-
88	Syd Easterbrook	UK	83	82	-	-	-
88	John J. McHugh (A)	USA	79	86	-	-	-
88	W.C. Thomas	UK	83	82	-	-	-
88	H.G. Twine	UK	86	79	-	-	-
93	Harry Amos	UK	85	81	-	-	-
93	H. Gower	UK	87	79	-	-	-
93	T. Mounce	UK	81	85	-	-	-
93	William Nolan	Rep. of Ire.	86	80	-	-	-
97	Ernest Bradbeer	UK	86	81	-	-	-
97	C.H. Hayward (A)	UK	82	85	-	-	-
97	Bob Stuppel	USA	82	85	-	-	-
97	Cyril Thomson	UK	83	84	-	-	-
101	Jim Morris	UK	87	81	-	-	-
102	Percy Boomer	UK	85	84	-	-	-
102	E.B. Tipping (A)	UK	87	82	-	-	-
104	J. Steer	UK	88	82	-	-	-
105	George Charman	UK	86	86	-	-	-
106	Arthur Day	UK	83	NR	-	-	-
106	Len Holland	UK	84	NR	-	-	-
106	Bert F. James	UK	88	NR	-	-	-
106	George Kirby	UK	80	NR	-	-	-
106	Joshua Taylor	UK	88	NR	-	-	-
106	Dick Wheildon	UK	88	NR	-	-	-
112	J. Rouse	UK	NR	-	-	-	-
112	C. Shankland (A)	UK	NR	-	-	-	-





1927 – St Andrews

Date: 13-15 July 1927

Champion: **Bobby Jones (A)**

Total: **285**

Round Scores: **68 72 73 72**

Total Purse: **£275**

First Prize: **£75**

Runner Up: **Aubrey Boomer**

Field: **108**

Cut/No. who advanced 36 holes: **154/54**

*The Open Championship was won by an amateur, so no prize money was given to the winner.

Leader each round

Round 1: **Bobby Jones (A) 68**

Round 2: **Bobby Jones (A) 140**

Round 3: **Bobby Jones (A) 213**

Low score for each round

Round 1: **68 Bobby Jones (A)**

Round 2: **69 G.R. Buckle**

Round 3: **69 Fred Robson**

Final Round: **70 Arthur Havers**



POS	PLAYER	COUNTRY	R1	R2	R3	R4	TOTAL
1	Bobby Jones (A)	USA	68	72	73	72	285
2	Aubrey Boomer	UK	76	70	73	72	291
2	Fred Robson	UK	76	72	69	74	291
4	Joe Kirkwood	Australia	72	72	75	74	293
4	Ernest Whitcombe	England	74	73	73	73	293
6	Charles Whitcombe	England	74	76	71	75	296
7	Arthur Havers	England	80	74	73	70	297
7	Bert Hodson	UK	72	70	81	74	297
9	Henry Cotton	England	73	72	77	76	298
10	Percy Alliss	UK	73	74	73	80	300
10	Sandy Herd	Scotland	76	75	78	71	300
10	T.P. Perkins (A)	UK	76	78	70	76	300
10	Philip Rodgers	UK	76	73	74	77	300
10	W.B. Torrance (A)	UK	72	80	74	74	300
10	Roland Vickers	UK	75	75	77	73	300
10	Tom Williamson	UK	75	76	78	71	300
17	Jim Barnes	USA	76	76	72	77	301
17	G.R. Buckle	UK	77	69	77	78	301
17	Charles Johns	UK	74	78	73	76	301
20	Don Curtis	UK	73	76	79	74	302
20	Jean Gassiat	France	76	77	73	76	302
20	Tom Stevens	USA	76	73	74	79	302
23	Archie Compston	UK	74	78	79	72	303
23	Len Holland	UK	75	75	71	82	303
23	Henry Kinch	UK	80	73	73	77	303
23	Jack Smith	UK	81	73	73	76	303
27	Duncan McCulloch	UK	74	77	78	75	304
28	Charles Gadd	UK	74	74	78	79	305
28	Tom King Jr	UK	73	74	74	84	305
30	James Braid	Scotland	75	77	76	78	306
30	Walter Kennett	USA	78	75	75	78	306
30	Dan Murray	UK	72	78	77	79	306
30	Ted Ray	England	78	73	77	78	306
30	William Tweddell (A)	UK	78	74	78	76	306
30	William Twine	UK	75	78	78	75	306
36	Robert Ballantine	UK	79	75	73	80	307

POS	PLAYER	COUNTRY	R1	R2	R3	R4	TOTAL
36	Harry Crapper	UK	75	76	75	81	307
36	Albert Hallam	UK	79	75	75	78	307
36	Robert Harris (A)	UK	74	75	82	76	307
36	James Scarth	UK	76	76	79	76	307
36	J. Sullivan	UK	77	77	77	76	307
36	Cyril Tolley (A)	UK	77	73	77	80	307
43	Alfred Miles	UK	74	76	82	76	308
43	Cedric Sayner	UK	77	74	80	77	308
45	R.H. De Montmorency (A)	UK	74	75	77	83	309
46	Sam Bembridge	UK	77	76	79	78	310
46	Tom Fernie	UK	77	74	78	81	310
46	Arthur Lacey	UK	76	78	78	78	310
49	J.H. Taylor	England	76	78	77	80	311
50	Peter Robertson	UK	75	77	80	81	313
51	Tom Dobson	UK	72	75	85	83	315
52	L. Nettlefold (A)	Australia	71	81	85	81	318
52	Mark Seymour	UK	73	81	84	80	318
54	George Gadd	UK	78	76	Wd	-	-
55	Joseph Cheal	UK	77	78	-	-	-
55	F.H. Frostick	UK	79	76	-	-	-
55	Cyril Fryer	UK	75	80	-	-	-
55	W.G. Gimber	UK	78	77	-	-	-
55	James Horn	UK	80	75	-	-	-
55	Fred Mackenzie	UK	75	80	-	-	-
55	Reg Whitcombe	England	79	76	-	-	-
55	Arthur Young	UK	77	78	-	-	-
63	Rene Golias	France	78	78	-	-	-
63	Robert Henrit	UK	80	76	-	-	-
63	Gordon Lockhart	UK	78	78	-	-	-
63	William Nolan	Rep. of Ire.	76	80	-	-	-
63	H.E. Pearse	UK	79	77	-	-	-
63	Harry Vardon	England	78	78	-	-	-
63	Tom Wilson	UK	78	78	-	-	-
70	Percy Boomer	UK	79	78	-	-	-
70	C. Gray	UK	77	80	-	-	-
70	J.L.C. Jenkins (A)	UK	77	80	-	-	-

POS	PLAYER	COUNTRY	R1	R2	R3	R4	TOTAL
70	Bill Mehlhorn	USA	77	80	-	-	-
70	William Smith	UK	78	79	-	-	-
70	William Watt	UK	75	82	-	-	-
76	Stewart Burns	UK	79	79	-	-	-
76	William Campbell (A)	UK	81	77	-	-	-
76	Larry Nabholz	USA	77	81	-	-	-
76	Reginald Wilson	UK	81	77	-	-	-
80	John Caven (A)	UK	81	78	-	-	-
80	J.W. Gaudin	UK	81	78	-	-	-
80	Jack Jarman	UK	80	79	-	-	-
80	C. Macey	UK	82	77	-	-	-
80	James McDowall	UK	81	78	-	-	-
80	T. Mounce	UK	79	80	-	-	-
80	Herbert Riseborough	UK	76	83	-	-	-
80	William Robertson	UK	74	85	-	-	-
80	A. Thomson	UK	79	80	-	-	-
80	Dick Wheildon	UK	79	80	-	-	-
80	Charles White	UK	78	81	-	-	-
91	Herbert Allen	UK	82	78	-	-	-
91	Michael Daragon	UK	76	84	-	-	-
91	Fred Jarman	UK	82	78	-	-	-
91	E.F. Storey (A)	UK	72	88	-	-	-
95	Percy Newbery	UK	80	81	-	-	-
95	D.E.B. Soulby (A)	UK	78	83	-	-	-
97	Herbert Jolly	UK	82	80	-	-	-
97	Rowland Jones	UK	78	84	-	-	-
99	J.G. Anderson (A)	USA	83	80	-	-	-
99	Joseph Van Dyk	Netherlands	80	83	-	-	-
101	F. Bonner	UK	80	84	-	-	-
101	Owen Sanderson	UK	81	83	-	-	-
103	G. Doughty	UK	81	84	-	-	-
104	Walter Fenton	UK	82	87	-	-	-
105	A.R. Craig (A)	UK	92	82	-	-	-
106	Lister Hartley (A)	UK	80	Scr	-	-	-
106	Robert Herd	UK	83	NR	-	-	-
106	Matthew MacDemott	UK	77	NR	-	-	-

Jones makes his mark on the Old Course

After his ignominious exit from the 1921 Open at St Andrews, Bobby Jones made a triumphant return to capture the 1927 Championship.

He was the first amateur to win the title back-to-back and the first Champion to retain since James Braid in 1906. He now had two Claret Jugs to go with his two US Open titles and, having won both titles the previous year, was fully established as the greatest player of the age.

Six years earlier, when retaining a youthful

impetuosity, Jones had struggled in the third round on the Old Course and, when he took four strokes to escape from Hill bunker at the 11th, he tore up his card.

Now he was in full control of his emotions and his game, perhaps except for driving into a bunker off the second tee three times out of four. He was only the second player, after Ted Ray, to lead outright from start to finish since The Open was extended to 72 holes. He opened with a record score of 68, going out in 32. He holed some huge putts, including from 40 yards at the long fifth for a 3.

Jones also had 3s at the sixth and the ninth and a 2 at the eighth. On the second day he had revenge on the 11th with a 2, while also recording three 3s at the hole during the week. He added rounds of 72 and 73 to lead by four and a closing 72 to finish on a total of 285, a new Championship record by six strokes.

He won by six strokes from Aubrey Boomer, a Channel Islander based in France, and Fred Robson, a renowned club-maker. His Calamity Jane putter raised high out of harms way, Jones was lifted onto the shoulders of the excited crowd and paraded off the 18th green.





1926 – Royal Lytham & St Annes

Date: 23-25 June 1926

Champion: **Bobby Jones (A)**

Total: 291

Round Scores: 72 72 73 74

Total Purse: £225

First Prize: £75

Runner Up: **Al Watrous**

Field: 117

Cut/No. who advanced 36 holes: 158/52

*The Open Championship was won by an amateur, so no prize money was given to the winner.

Leader each round

Round 1: **Walter Hagen 68**

Round 2: **Bobby Jones (A), Bill Mehlhorn 144**

Round 3: **Al Watrous 215**


Low score for each round

Round 1: **68 Walter Hagen**

Round 2: **71 G. Walker, George Gadd**

Round 3: **69 Al Watrous**

Final Round: **71 Thomas Barber, Abe Mitchell**



POS	PLAYER	COUNTRY	R1	R2	R3	R4	TOTAL
1	Bobby Jones (A)	USA	72	72	73	74	291
2	Al Watrous	USA	71	75	69	78	293
3	Walter Hagen	USA	68	77	74	76	295
3	George Von Elm (A)	USA	75	72	76	72	295
5	Thomas Barber	UK	77	73	78	71	299
5	Abe Mitchell	UK	78	78	72	71	299
7	F. McLeod	USA	71	75	76	79	301
8	Emmett French	USA	76	75	74	78	303
8	Jose Jurado	Argentina	77	76	74	76	303
8	Bill Mehlhorn	USA	70	74	79	80	303
11	H.A. Gaudin	UK	78	78	71	77	304
11	J.H. Taylor	England	75	78	71	80	304
13	Tommy Armour	USA	74	76	75	80	305
14	Lister Hartley (A)	UK	77	74	79	76	306
14	H. Walker	UK	74	77	78	77	306
14	Reg Whitcombe	England	73	82	76	75	306
14	Tom Williamson	UK	78	76	76	76	306
18	Jim Barnes	USA	77	80	72	78	307
18	Fred Robson	UK	79	76	77	75	307
18	Cyril Walker	UK	79	71	80	77	307
21	George Duncan	Scotland	75	79	80	74	308
21	Sandy Herd	Scotland	81	76	75	76	308
23	Herbert Jolly	UK	79	76	79	75	309
24	Edward Douglas	UK	79	78	75	78	310
24	George Gadd	UK	80	71	78	81	310
24	Joe Kirkwood	Australia	81	76	78	75	310
24	Charles Whitcombe	England	79	78	75	78	310
28	James Braid	Scotland	82	75	75	79	311
28	Arthur Havers	England	75	76	82	78	311
30	F. Boobyer	UK	79	79	80	74	312
30	Charles Corlett	UK	77	80	76	79	312
30	Jean Gassiat	France	78	78	79	77	312
30	James McDowall	UK	75	82	75	80	312
30	Ted Ray	England	78	80	74	80	312
35	Jack Smith	UK	78	80	76	79	313
36	William H. Davies	UK	76	81	78	79	314
36	Antonio Perez	Argentina	76	75	81	82	314
36	James Sherlock	UK	76	76	77	85	314
39	Bob Bradbeer	UK	83	74	76	82	315

POS	PLAYER	COUNTRY	R1	R2	R3	R4	TOTAL
39	Charles Johns	UK	81	75	81	78	315
39	James Ockenden	UK	79	76	80	80	315
42	T.E. Howard	Australia	79	79	76	82	316
43	Michael Daragon	UK	77	76	83	81	317
43	Harry Kidd	UK	78	78	82	79	317
45	James Bradbeer	UK	75	79	83	81	318
45	Arthur Young	UK	79	78	85	76	318
47	Sidney Ball	UK	75	82	81	82	320
47	Harry Ball	UK	77	78	78	87	320
47	Cedric Sayner	UK	80	77	82	81	320
50	Dick Wheildon	UK	78	78	81	84	321
51	B.S. Weastell	UK	79	79	82	83	323
52	J. Sullivan	UK	78	78	83	89	328
53	Archie Compston	UK	76	74	Wd	-	-
54	J.W. Gaudin	UK	80	79	-	-	-
54	C. Gray	UK	82	77	-	-	-
54	Tom Green	UK	79	80	-	-	-
54	George Kirby	UK	79	80	-	-	-
54	Duncan McCulloch	UK	79	80	-	-	-
54	M. O'Neill	UK	80	79	-	-	-
54	William Smith	UK	83	76	-	-	-
54	Percy Weston	UK	79	80	-	-	-
62	Don Curtis	UK	83	77	-	-	-
62	Rex Hartley (A)	UK	76	84	-	-	-
62	Len Holland	UK	85	75	-	-	-
62	Henry Kinch	UK	81	79	-	-	-
62	Thomas Renouf	UK	79	81	-	-	-
62	Mark Seymour	UK	83	77	-	-	-
62	Syd Wingate	UK	78	82	-	-	-
69	A. Bellworthy	UK	84	77	-	-	-
69	Jerry Bond	UK	82	79	-	-	-
69	F.H. Frostick	UK	84	77	-	-	-
69	Tom King Jr	UK	82	79	-	-	-
69	F. Popplewell	Australia	81	80	-	-	-
69	A.H. Read (A)	UK	83	78	-	-	-
69	Owen Sanderson	UK	82	79	-	-	-
69	R. Turner	UK	83	78	-	-	-
77	Watts Gunn (A)	USA	82	80	-	-	-
77	L. Jackson	UK	83	79	-	-	-

POS	PLAYER	COUNTRY	R1	R2	R3	R4	TOTAL
77	William Robertson	UK	80	82	-	-	-
77	John Turner	UK	83	79	-	-	-
77	Harry Vardon	England	80	82	-	-	-
82	G.T. Adams	UK	86	77	-	-	-
82	Fred Collins	UK	82	81	-	-	-
82	Gus Faulkner	UK	83	80	-	-	-
82	Gordon Lockhart	UK	83	80	-	-	-
82	R. Mackenzie (A)	USA	79	84	-	-	-
82	B. Roberts	UK	82	81	-	-	-
82	Fred Taggart	UK	80	83	-	-	-
89	Albert Hallam	UK	83	81	-	-	-
89	Albert Isherwood	UK	82	82	-	-	-
89	Dan Murray	UK	84	80	-	-	-
89	Cyril Tolley (A)	UK	79	85	-	-	-
89	William Tulloch (A)	UK	82	82	-	-	-
89	William Watt	UK	81	83	-	-	-
95	Harry Crapper	UK	84	81	-	-	-
95	Arthur Day	UK	84	81	-	-	-
95	Harry Large	UK	85	80	-	-	-
98	William Holley	UK	84	82	-	-	-
98	A. Menzies (A)	UK	82	84	-	-	-
98	Hugh Roberts	UK	80	86	-	-	-
101	G. Gainey	UK	84	83	-	-	-
101	J. Grant	UK	85	82	-	-	-
101	William Nolan	Rep. of Ire.	85	82	-	-	-
104	W.C. Thomas	UK	80	89	-	-	-
105	Dick May	UK	85	85	-	-	-
106	I. Sidebottom (A)	UK	91	81	-	-	-
107	Cyril Fryer	UK	86	87	-	-	-
107	George Murdoch	UK	83	90	-	-	-
109	Aubrey Boomer	UK	78	Wd	-	-	-
109	Syd Easterbrook	UK	86	Wd	-	-	-
109	T.E. Stedman	UK	82	Wd	-	-	-
109	J.J. Taylor	UK	81	Wd	-	-	-
109	Joshua Taylor	UK	85	Wd	-	-	-
109	Roland Vickers	UK	81	Wd	-	-	-
109	Tom Wilson	UK	73	Wd	-	-	-
116	A. Jamieson Jr (A)	UK	Scr	-	-	-	-
116	Peter Rainford	UK	Scr	-	-	-	-



1925 – Prestwick

Date: **25-26 June 1925**
 Champion: **Jim Barnes**
 Total: **300**
 Round Scores: **70 77 79 74**
 Total Purse: **£225**
 First Prize: **£75**
 Runner Up: **Archie Compston**
 Leading Amateur: **Robert Harris**
 Field: **83**

Leader each round
 Round 1: **Jim Barnes 70**
 Round 2: **Macdonald Smith 145**
 Round 3: **Macdonald Smith 221**

Low score for each round
 Round 1: **70 Jim Barnes**
 Round 2: **69 Macdonald Smith**
 Round 3: **75 Abe Mitchell, Ted Ray, Archie Compston**
 Final Round: **73 Ted Ray**

POS	PLAYER	COUNTRY	R1	R2	R3	R4	TOTAL	POS	PLAYER	COUNTRY	R1	R2	R3	R4	TOTAL	POS	PLAYER	COUNTRY	R1	R2	R3	R4	TOTAL
1	Jim Barnes	USA	70	77	79	74	300	28	George Duncan	Scotland	79	77	83	81	320	57	James Batley	UK	79	85	82	88	334
2	Archie Compston	UK	76	75	75	75	301	28	Cedric Sayner	UK	83	80	78	79	320	58	George Charman	UK	84	79	87	85	335
2	Ted Ray	England	77	76	75	73	301	28	Cyril Tolley (A)	UK	82	81	78	79	320	58	Harry Crapper	UK	82	86	86	81	335
4	Macdonald Smith	USA	76	69	76	82	303	32	Arthur Butchart	UK	84	80	78	79	321	60	F. Boobyer	UK	88	82	84	82	336
5	Abe Mitchell	UK	77	76	75	77	305	32	F.H. Frostick	UK	80	84	78	79	321	61	C.H. Hayward (A)	UK	84	83	84	86	337
6	Percy Alliss	UK	77	80	77	76	310	32	T. Walton	UK	79	83	84	75	321	61	W.C. Thomas	UK	83	85	87	82	337
6	William H. Davies	UK	76	76	80	78	310	35	James Horn	UK	81	76	82	83	322	63	W.G. Gimber	UK	80	84	87	87	338
6	J.W. Gaudin	UK	78	81	77	74	310	35	Henry Kinch	UK	78	79	84	81	322	64	Charles Johns	UK	83	81	87	88	339
6	J.H. Taylor	England	74	79	80	77	310	37	Herbert Osborne	UK	85	79	82	77	323	65	Archie Thomson	UK	83	84	84	89	340
6	Syd Wingate	UK	74	78	80	78	310	37	Hugh Roberts	UK	84	82	77	80	323	66	Albert Hallam	UK	85	89	83	86	343
11	Robert Harris (A)	UK	75	81	78	77	311	39	Roland Vickers	UK	80	83	81	80	324	66	Dick Wheildon	UK	79	85	90	89	343
11	Fred Robson	UK	80	77	78	76	311	40	William McMinn	UK	77	80	82	86	325	68	Charles White	UK	80	85	94	85	344
13	H.A. Gaudin	UK	76	79	77	80	312	41	Albert S. Tingey Jr	UK	78	81	83	85	327	69	Edward Douglas	UK	83	78	Wd	-	
14	Tom Fernie	UK	78	74	77	85	314	41	B.S. Weastell	UK	81	80	83	83	327	69	R.J. Gibson	UK	87	82	Wd	-	
14	Sandy Herd	Scotland	76	79	82	77	314	43	F.C. Jewell	UK	75	81	85	87	328	69	Arnaud Massy	France	80	86	Wd	-	
14	Joe Kirkwood	Australia	83	79	76	76	314	43	T.B. Jolly	UK	86	81	81	80	328	69	A.C. Millett	UK	88	79	Wd	-	
17	J.I. Cruikshank (A)	Argentina	80	78	82	75	315	43	J.W. Milner	UK	77	78	85	88	328	69	J. Sheridan	UK	86	88	Wd	-	
17	Jack Smith	UK	75	78	82	80	315	46	William Oke	UK	83	82	85	79	329	69	T.E. Stedman	UK	84	87	Wd	-	
17	Harry Vardon	England	79	80	77	79	315	47	William Twine	UK	85	82	82	81	330	69	J.M. Stuart	UK	81	89	Wd	-	
20	Arthur Havers	England	77	80	80	79	316	48	W.E. Brown	UK	79	86	88	78	331	69	J.J. Taylor	UK	80	88	Wd	-	
20	Duncan McCulloch	UK	76	77	84	79	316	48	Tom King Jr	UK	85	81	81	84	331	69	H.G. Twine	UK	81	79	Wd	-	
20	James Ockenden	UK	80	78	80	78	316	48	Cyril Thomson	UK	84	84	81	82	331	69	Charles Whitcombe	England	80	77	Wd	-	
20	Reg Whitcombe	England	81	80	79	76	316	48	Reginald Wilson	UK	79	86	80	86	331	69	Archie Yates	UK	85	90	Wd	-	
24	Frank Ball	UK	76	78	81	82	317	52	M. O'Neill	UK	81	89	78	84	332	80	Robert Ballantine	UK	Wd	-	-	-	
24	Dick May	UK	82	77	78	80	317	52	Tom Wilson	UK	77	90	79	86	332	80	Robert Herd	UK	Wd	-	-	-	
26	Aubrey Boomer	UK	79	82	76	81	318	54	Alfred Beck Jr	UK	83	80	83	87	333	80	George Murdoch	UK	Wd	-	-	-	
26	Ernest Whitcombe	England	81	83	77	77	318	54	Arthur Day	UK	84	82	81	86	333	80	W.B. Torrance (A)	UK	Wd	-	-	-	
28	James Adwick	UK	81	77	82	80	320	54	J. Sullivan	UK	81	85	82	85	333								



1924 – Royal Liverpool

Date: 26-27 June 1924

Champion: **Walter Hagen**

Total: **301**

Round Scores: 77 73 74 77

Total Purse: £225

First Prize: £75

Runner Up: **Ernest Whitcombe**

Leading Amateur: **Cyril Tolley**

Field: **86**

Leader each round

Round 1: **Cyril Tolley (A) 73**

Round 2: **Ernest Whitcombe 147**

Round 3: **Walter Hagen, Ernest Whitcombe 224**


Low score for each round

Round 1: **73 Cyril Tolley (A)**

Round 2: **70 Ernest Whitcombe**

Round 3: **74 George Duncan, Frank Ball, Walter Hagen**

Final Round: **75 Herbert Osborne, Arthur Havers, Albert S. Tingey Jr, Tom Williamson, Jim Barnes**



POS	PLAYER	COUNTRY	R1	R2	R3	R4	TOTAL
1	Walter Hagen	USA	77	73	74	77	301
2	Ernest Whitcombe	England	77	70	77	78	302
3	Frank Ball	UK	78	75	74	77	304
3	Macdonald Smith	USA	76	74	77	77	304
5	J.H. Taylor	England	75	74	79	79	307
6	Aubrey Boomer	UK	75	78	76	79	308
6	George Duncan	Scotland	74	79	74	81	308
6	Len Holland	UK	74	78	78	78	308
9	Jim Barnes	USA	78	77	79	75	309
9	George Gadd	UK	79	75	78	77	309
9	James Sherlock	UK	76	75	78	80	309
9	Percy Weston	UK	76	77	77	79	309
13	Sandy Herd	Scotland	76	79	76	79	310
13	Gilbert Nicholls	USA	75	78	79	78	310
13	Tom Williamson	UK	79	76	80	75	310
16	J.W. Gaudin	UK	79	78	80	76	313
16	Charles Johns	UK	77	77	78	81	313
18	James Braid	Scotland	80	80	78	76	314
18	Albert S. Tingey Jr	UK	82	81	76	75	314
18	Cyril Tolley (A)	UK	73	82	80	79	314
21	Archie Compston	UK	79	81	76	79	315
21	B.S. Weastell	UK	76	82	78	79	315
23	Arthur Butchart	UK	82	75	77	82	316
23	Rowland Jones	UK	80	73	82	81	316
23	Fred Leach	UK	78	74	86	78	316
23	William Robertson	UK	84	75	77	80	316
23	Fred Robson	UK	83	80	77	76	316
23	Syd Wingate	UK	79	79	82	76	316
29	Arthur Havers	England	79	77	86	75	317

POS	PLAYER	COUNTRY	R1	R2	R3	R4	TOTAL
29	Mark Seymour	UK	74	81	80	82	317
31	Herbert Osborne	UK	80	81	82	75	318
32	Harry Ball	UK	81	78	79	81	319
32	Albert Hallam	UK	76	83	80	80	319
32	Charles Parsons	UK	80	77	83	79	319
32	Ted Ray	England	80	80	79	80	319
32	J. Rimmer	UK	79	82	79	79	319
37	Harry Crapper	UK	86	82	76	77	321
37	Peter Robertson	UK	79	79	82	81	321
37	William Twine	UK	80	79	86	76	321
40	T. Walton	UK	77	86	82	77	322
41	R. Botcazou	France	80	83	78	82	323
41	Fred Jarman	UK	84	78	78	83	323
41	Gene Sarazen	USA	83	75	84	81	323
41	William Sutton (A)	UK	85	76	80	82	323
45	James Adwick	UK	79	82	83	80	324
45	William Button	UK	80	80	83	81	324
45	David Sutherland	UK	79	80	85	80	324
48	George Charman	UK	81	85	81	78	325
48	George Kirby	UK	80	77	83	85	325
48	William McMinn	UK	80	88	79	78	325
48	Jack Rowe	UK	78	83	83	81	325
48	A. Simpson	UK	82	78	80	85	325
53	William H. Davies	UK	83	83	80	80	326
53	Edward Douglas	UK	84	78	82	82	326
55	J. Alsagurin	France	82	86	77	82	327
55	Thomas Barber	UK	78	85	84	80	327
55	William Smith	UK	80	82	82	83	327
55	Arthur Young	UK	82	79	87	79	327

POS	PLAYER	COUNTRY	R1	R2	R3	R4	TOTAL
59	J.A. Hassall (A)	UK	78	84	84	82	328
59	W.L. Hope (A)	UK	87	78	81	82	328
59	Jack Seager	UK	79	84	82	83	328
59	Charles Wallis	UK	80	85	81	82	328
63	S. Robinson (A)	UK	85	81	82	81	329
64	Harry Sutton	UK	81	79	83	87	330
65	Philip Rodgers	UK	82	81	86	82	331
65	Albert Seymour	UK	85	78	84	84	331
65	John Thompson	UK	88	78	78	87	331
68	M.S. Walker (A)	UK	81	81	82	88	332
69	E.C. Anderson	UK	84	82	85	82	333
69	Jerry Bond	UK	87	84	83	79	333
69	H. Walker	UK	81	87	81	84	333
72	Percy Wyatt	UK	86	84	83	81	334
73	Sidney Ball	UK	84	78	87	86	335
74	John Harrison	UK	86	88	81	85	340
75	W.G. Gimber	UK	86	85	87	87	345
76	G.R. Buckle	UK	78	87	85	Wd	
76	J. Grant	UK	78	84	81	Wd	
76	Cedric Sayner	UK	83	78	81	Wd	
79	Harry Cawsey	UK	84	83	Wd	-	
79	Arnaud Massy	France	78	87	Wd	-	
79	Abe Mitchell	UK	81	77	Wd	-	
79	J.J. Taylor	UK	89	81	Wd	-	
79	Roger Wethered (A)	UK	82	85	Wd	-	
79	Charles Whitcombe	England	81	78	DQ	-	
85	Charles Corlett	UK	NR	-	-	-	
85	P.J. Lockyer	UK	NR	-	-	-	



1923 – Royal Troon

Date: 14-15 June 1923

Champion: **Arthur Havers**

Total: 295

Round Scores: 73 73 73 76

Total Purse: £225

First Prize: £75

Runner Up: **Walter Hagen**

Leading Amateur: **R. Scott Jr**

Field: 88

Leader each round

Round 1: **Charles Whitcombe 70**

Round 2: **Arthur Havers, Charles Whitcombe 146**

Round 3: **Arthur Havers 219**

Low score for each round

Round 1: **70 Charles Whitcombe**

Round 2: **71 Walter Hagen, Gordon Lockhart**

Round 3: **69 Macdonald Smith, Joe Kirkwood**

Final Round: **71 Thomas Barber**

POS	PLAYER	COUNTRY	R1	R2	R3	R4	TOTAL
1	Arthur Havers	England	73	73	73	76	295
2	Walter Hagen	USA	76	71	74	75	296
3	Macdonald Smith	USA	80	73	69	75	297
4	Joe Kirkwood	Australia	72	79	69	78	298
5	Tom Fernie	UK	73	78	74	75	300
6	George Duncan	Scotland	79	75	74	74	302
6	Charles Whitcombe	England	70	76	74	82	302
8	Herbert Jolly	UK	79	75	75	74	303
8	James McKenzie	UK	76	78	74	75	303
8	Abe Mitchell	UK	77	77	72	77	303
8	William Watt	UK	76	77	72	78	303
12	Gordon Lockhart	UK	78	71	76	79	304
12	Ted Ray	England	79	75	73	77	304
12	Tom Williamson	UK	79	78	73	74	304
12	Syd Wingate	UK	80	75	74	75	304
16	Frank Ball	UK	76	77	77	75	305
16	Thomas Barber	UK	78	80	76	71	305
16	Fred Collins	UK	76	78	72	79	305
19	Angel De La Torre	Spain	78	80	74	74	306
19	Johnny Farrell	USA	79	73	75	79	306
19	T. Walton	UK	77	74	78	77	306
22	Sid Brews	South Africa	77	76	72	82	307
22	Sandy Herd	Scotland	82	75	74	76	307
22	R. Scott Jr (A)	UK	74	76	79	78	307
25	Leo Diegel	USA	80	80	73	75	308
25	Len Holland	UK	81	75	73	79	308
25	F.C. Jewell	UK	80	78	70	80	308
25	James Ockenden	UK	78	79	75	76	308
29	George Gadd	UK	78	76	79	76	309
29	J.W. Gaudin	UK	80	79	76	74	309

POS	PLAYER	COUNTRY	R1	R2	R3	R4	TOTAL
29	Fred Robson	UK	82	78	74	75	309
29	Reginald Wilson	UK	78	77	75	79	309
33	Percy Alliss	UK	77	81	77	75	310
33	George Kirby	UK	77	82	74	77	310
35	H.A. Gaudin	UK	80	76	82	74	312
35	Cyril Tolley (A)	UK	81	75	77	79	312
37	William Ritchie	UK	78	83	73	79	313
38	Alfred Miles	UK	77	78	76	83	314
38	Ernest Whitcombe	England	83	76	77	78	314
40	G.R. Buckle	UK	75	79	76	85	315
40	Arthur Butchart	UK	78	78	82	77	315
40	Harry Fernie	UK	80	79	77	79	315
40	D.E.B. Souly (A)	UK	80	82	75	78	315
44	James McDowall	UK	75	81	80	80	316
44	Hugh Roberts	UK	73	82	75	86	316
44	Mark Seymour	UK	84	77	81	74	316
44	J.H. Taylor	England	80	78	79	79	316
44	George Tuck	UK	80	81	79	76	316
49	Harry Ball	UK	78	79	80	80	317
49	James Braid	Scotland	79	85	79	74	317
49	Jean Gassiat	France	81	79	79	78	317
49	Peter Robertson	UK	83	73	83	78	317
53	Arthur Day	UK	80	77	76	85	318
53	Charles McIlvenny	UK	79	79	79	81	318
53	R. Turner	UK	82	80	76	80	318
56	J. Brews	South Africa	80	77	78	84	319
56	Stewart Burns	UK	77	79	88	75	319
56	Herbert Osborne	UK	82	82	78	77	319
59	Archie Compston	UK	77	83	77	83	320
59	F.H. Frostick	UK	84	82	76	78	320

POS	PLAYER	COUNTRY	R1	R2	R3	R4	TOTAL
59	Charles Gadd	UK	75	85	80	80	320
59	James Horn	UK	83	80	74	83	320
59	William Oke	UK	86	78	77	79	320
59	Arthur Young	UK	86	79	74	81	320
65	Michael Daragon	UK	84	84	74	79	321
66	Robert Ballantine	UK	83	78	82	79	322
66	William Bee	UK	82	81	76	83	322
66	Henry Kinch	UK	81	84	82	75	322
66	Duncan McCulloch	UK	84	77	76	85	322
70	Fred Leach	UK	79	82	77	85	323
71	John Caven (A)	UK	79	80	87	79	325
71	A. Coussies	France	83	81	78	83	325
71	E.P. Hanton	UK	81	82	81	81	325
74	Harry Crapper	UK	77	84	80	85	326
74	Dick May	UK	82	85	79	80	326
74	Albert Seymour	UK	81	84	78	83	326
74	Dick Wheildon	UK	83	79	82	82	326
78	Roland Vickers	UK	79	81	82	85	327
78	Leo Wallace	UK	83	85	82	77	327
80	E.H.W. Scott (A)	UK	84	83	76	85	328
80	Edwin Sinclair	UK	80	84	76	88	328
82	G.F. Aulbach	USA	85	89	75	80	329
82	Jack Seager	UK	87	79	79	84	329
84	A.F. Kettley	UK	83	77	82	88	330
84	A. Watson Jr (A)	UK	82	79	87	82	330
86	Albert S. Tingey Jr	UK	94	76	79	82	331
87	Frank Rutter	UK	83	84	Wd	-	-
88	George Smith	UK	Wd	-	-	-	-



1922 – Royal St George's

Date: 22-23 June 1922

Champion: **Walter Hagen**

Total: **300**

Round Scores: **76 73 79 72**

Total Purse: **£225**

First Prize: **£75**

Runner Up: **Jim Barnes**

Leading Amateur: **Hon. Michael Scott**

Field: **80**

Leader each round

Round 1: **Ted Ray, J.H. Taylor 73**

Round 2: **Walter Hagen 149**

Round 3: **Jock Hutchison 226**


Low score for each round

Round 1: **73 Ted Ray, J.H. Taylor**

Round 2: **73 Walter Hagen**

Round 3: **72 Charles Whitcombe**

Final Round: **69 George Duncan**



POS	PLAYER	COUNTRY	R1	R2	R3	R4	TOTAL
1	Walter Hagen	USA	76	73	79	72	300
2	Jim Barnes	USA	75	76	77	73	301
2	George Duncan	Scotland	76	75	81	69	301
4	Jock Hutchison	USA	79	74	73	76	302
5	Charles Whitcombe	England	77	79	72	75	303
6	J.H. Taylor	England	73	78	76	77	304
7	Jean Gassiat	France	75	78	74	79	306
8	Harry Vardon	England	79	79	74	75	307
8	T. Walton	UK	75	78	77	77	307
10	Percy Alliss	UK	75	78	78	77	308
11	Charles Johns	UK	78	76	80	75	309
12	George Gadd	UK	76	81	76	77	310
12	Arthur Havers	England	78	80	78	74	310
12	Len Holland	UK	79	81	74	76	310
12	F.C. Jewell	UK	75	80	78	77	310
12	Ernest Whitcombe	England	77	78	77	78	310
17	Aubrey Boomer	UK	75	80	76	80	311
17	Dick Wheildon	UK	80	80	76	75	311
19	Abe Mitchell	UK	79	79	78	76	312
20	Joe Kirkwood	Australia	79	76	80	78	313
20	Herbert Osborne	UK	80	81	76	76	313
20	Hon. Michael Scott (A)	UK	77	83	79	74	313
23	Willie Hunter (A)	UK	77	81	75	81	314
23	Tom King Jr	UK	83	78	78	75	314
23	W. Pursey	UK	77	81	80	76	314
23	William Smith	UK	81	78	74	81	314
27	Archie Compston	UK	81	79	75	80	315

POS	PLAYER	COUNTRY	R1	R2	R3	R4	TOTAL
28	Gus Faulkner	UK	74	81	80	81	316
28	Arthur Monk	UK	80	78	78	80	316
28	William Watt	UK	82	78	79	77	316
28	Tom Williamson	UK	83	77	75	81	316
32	Harry Ball	UK	78	82	77	80	317
32	Sandy Herd	Scotland	76	79	83	79	317
32	James McKenzie	UK	78	81	80	78	317
32	Roger Wethered (A)	UK	76	78	83	80	317
36	Fred Leach	UK	82	79	79	78	318
36	Reginald Wilson	UK	75	84	82	77	318
38	Arthur Butchart	UK	83	74	85	77	319
38	Angel De La Torre	Spain	83	80	81	75	319
38	Claude Gray	UK	76	82	80	81	319
38	Robert Harris (A)	UK	80	83	74	82	319
38	Andrew Kay	UK	82	81	78	78	319
43	Albert Hallam	UK	83	83	77	77	320
43	Thomas Renouf	UK	85	78	77	80	320
43	Cyril Tolley (A)	UK	87	80	78	75	320
46	Charles Corlett	UK	81	82	78	80	321
46	Ted Ray	England	73	83	85	80	321
46	Hugh Williamson	UK	80	82	83	76	321
49	Charles McIlvenny	UK	80	82	77	83	322
49	William Oke	UK	91	80	77	74	322
51	George Kirby	UK	84	81	80	78	323
51	Peter Rainford	UK	79	86	81	77	323
53	Sid Brews	South Africa	81	83	80	80	324
53	G.R. Buckle	UK	76	85	81	82	324

POS	PLAYER	COUNTRY	R1	R2	R3	R4	TOTAL
53	Tom Fernie	UK	81	80	81	82	324
53	William Twine	UK	80	81	83	80	324
57	James Martin	UK	82	83	81	79	325
57	Alfred Miles	UK	75	86	81	83	325
59	Roy Donald	UK	85	80	80	81	326
60	Rowland Jones	UK	81	90	81	75	327
61	E.F. Carter (A)	UK	81	84	79	84	328
61	John Fernie	UK	81	88	80	79	328
61	Angus Hambro (A)	UK	84	82	83	79	328
61	Mark Seymour	UK	78	88	82	80	328
65	E.H.W. Scott (A)	UK	87	77	83	82	329
66	Joseph Cheal	UK	87	80	82	81	330
66	Jack B. Ross	UK	80	84	82	84	330
66	Percy Wyatt	UK	81	83	85	81	330
69	E. Noel Layton (A)	UK	85	84	84	78	331
70	William Ritchie	UK	80	85	83	84	332
71	E. Goodban	UK	84	82	86	81	333
71	Henry Kinch	UK	80	89	86	78	333
73	Harry Amos	UK	89	85	83	78	335
74	Fred Jarman	UK	86	84	86	82	338
75	C.H. Reith	UK	84	87	84	84	339
76	Cyril Thomson	UK	82	90	84	84	340
77	Walter Bourne	UK	81	89	86	86	342
78	James Batley	UK	87	81	Wd	-	-
78	Arnaud Massy	France	83	85	Wd	-	-
80	Jack White	Scotland	Wd	-	-	-	-



1921 – St Andrews

Date: **23-24 June 1921**
 Champion: **Jock Hutchison**
 Total: **296**
 Round Scores: **72 75 79 70**
 Total Purse: **£225**
 First Prize: **£75**
 Runner Up: **Roger Wethered (A)**
 Leading Amateur: **Roger Wethered**
 Field: **85**

Leader each round
 Round 1: **Jock Hutchison 72**
 Round 2: **Jock Hutchison 147**
 Round 3: **Jim Barnes, Sandy Herd 222**

Low score for each round
 Round 1: **72 Jock Hutchison**
 Round 2: **71 Tom Williamson**
 Round 3: **72 Aubrey Boomer, Walter Hagen, Tom Kerrigan, Roger Wethered**
 Final Round: **70 Jock Hutchison**

Hometown hero wins... for America

Jock Hutchison became the first American citizen to win The Open at St Andrews in 1921. But it was also a home victory as Hutchison was born and bred in the town but emigrated to America prior to WWI.

He had won the PGA Championship the previous year and travelled over early to re-familiarise himself with the Old Course. A 70 in the final round, the lowest score yet recorded in an Open on the Old, got him into a play-off with English amateur Roger Wethered. The Oxford undergraduate, the brother of future women's star Joyce, had to

cancel, after persuasion, his appearance in a cricket match the next day but it was the experienced professional who prevailed by nine strokes. Hutchison had rounds of 74 and 76 for a total of 150, while Wethered scored 77, 82 for 159. No British amateur has got as close to winning the Claret Jug since.

Hutchison's victory, the second by a non-British player after Arnaud Massy in 1907, was not universally popular. One reason was his use of "ribbed" irons. They enabled him to get backspin even on the rock-hard greens but for JH Taylor it was like "buying the shot out of a shop". The R&A had already decided

to ban the grooves but the new ruling would not come into effect until July 1 and Hutchison won on June 25.

There was no doubting the Champion's pedigree, however. In his first round of 72 he holed in one at the eighth and almost did again at the ninth, his drive of around 300 yards hitting the lip of the hole and stopping three inches away. Bobby Jones made his debut in The Open but tore up his card after taking four to escape from Hill bunker in the 11th in the third round.

POS	PLAYER	COUNTRY	R1	R2	R3	R4	TOTAL
1	Jock Hutchison	USA	72	75	79	70	296
2	Roger Wethered (A)	UK	78	75	72	71	296
3	Tom Kerrigan	USA	74	80	72	72	298
4	Arthur Havers	England	76	74	77	72	299
5	George Duncan	Scotland	74	75	78	74	301
6	Jim Barnes	USA	74	74	74	80	302
6	Walter Hagen	USA	74	79	72	77	302
6	Sandy Herd	Scotland	75	74	73	80	302
6	Joe Kirkwood	Australia	76	74	73	79	302
6	Fred Leach	UK	78	75	76	73	302
6	Arnaud Massy	France	74	75	74	79	302
6	Tom Williamson	UK	79	71	74	78	302
13	Abe Mitchell	UK	78	79	76	71	304
13	W. Pursey	UK	74	82	74	74	304
15	J.W. Gaudin	UK	78	76	75	76	305
16	James Braid	Scotland	77	75	78	76	306
16	Len Holland	UK	78	78	76	74	306
16	Bill Mehlhorn	USA	75	77	76	78	306
19	Frank Ball	UK	79	78	74	76	307
19	Paul Hunter (A)	USA	75	78	76	78	307
19	Ted Ray	England	76	72	81	78	307
19	William Watt	UK	81	77	75	74	307
23	Clarence Hackney	USA	77	75	80	76	308
23	Henry Kinch	UK	73	77	81	77	308
23	Harry Vardon	England	77	77	80	74	308
26	Aubrey Boomer	UK	78	80	72	79	309
26	Walter Bourne	UK	78	78	75	78	309
26	Arthur Butchart	UK	78	80	77	74	309
26	J.D. Edgar	UK	82	76	78	73	309

POS	PLAYER	COUNTRY	R1	R2	R3	R4	TOTAL
26	Emmett French	USA	79	76	75	79	309
26	Dennis Kyle (A)	UK	77	77	81	74	309
26	George McLean	USA	76	73	82	78	309
26	Hugh Roberts	UK	79	82	74	74	309
26	J.H. Taylor	England	80	80	75	74	309
35	Archie Compston	UK	78	75	77	80	310
36	Percy Hills	UK	75	76	83	77	311
36	C.H. Reith	UK	79	83	75	74	311
38	David Ayton Jr	UK	77	82	78	75	312
39	Percy Alliss	UK	75	77	81	80	313
39	Rowland Jones	UK	77	77	79	80	313
41	Charles Johns	UK	78	82	80	74	314
41	Alfred Miles	UK	75	78	81	80	314
41	Mark Seymour (A)	UK	75	78	76	85	314
41	Reginald Wilson	UK	80	77	78	79	314
45	A. Armour (A)	UK	77	83	75	80	315
45	G.R. Buckle	UK	79	79	74	83	315
47	Angel De La Torre	Spain	83	78	77	78	316
47	Jean Gassiat	France	80	81	80	75	316
47	W.A. Murray (A)	UK	81	79	76	80	316
47	Peter Robertson	UK	81	84	79	72	316
51	W.E. Brown	UK	77	80	75	85	317
51	James Ockenden	UK	79	84	79	75	317
51	Fred Robson	UK	80	78	80	79	317
54	Charles Hoffner	USA	75	86	77	80	318
54	Tom King Jr	UK	80	80	77	81	318
56	F.C. Jewell	UK	81	81	78	79	319
57	John Burgess	USA	79	84	81	76	320
57	Albert Hallam	UK	80	85	80	75	320

POS	PLAYER	COUNTRY	R1	R2	R3	R4	TOTAL
57	Joshua Taylor	UK	81	79	78	82	320
57	Jack White	Scotland	76	82	81	81	320
61	Sid Brews	South Africa	81	82	80	78	321
61	Arthur Day	UK	79	81	81	80	321
63	Robert Harris (A)	UK	81	85	78	78	322
63	F. McLeod	USA	78	79	83	82	322
63	James Soutar	UK	80	79	83	80	322
66	J. Anderson	UK	79	82	82	80	323
66	James Batley	UK	81	82	82	78	323
66	Dick May	UK	77	79	87	80	323
66	George Smith	UK	80	80	83	80	323
70	J.B. Fulford	UK	81	82	84	77	324
70	John Turner	UK	81	84	78	81	324
72	William Ritchie	UK	82	80	82	81	325
73	Claude Gray	UK	81	87	75	83	326
74	P.C. Quilter (A)	UK	86	83	78	80	327
74	Albert Seymour	UK	82	81	83	81	327
76	Michael Bingham	UK	85	79	84	82	330
77	J.M. Sunter	UK	87	81	76	88	332
78	Robert McKenzie	UK	84	83	77	89	333
78	H. Wilson	UK	80	82	90	81	333
80	T. Mounce	UK	84	81	86	85	336
81	J V East	Australia	81	87	83	Wd	
81	Owen Sanderson	UK	82	84	79	Wd	
83	Budd Clarke (A)	UK	82	79	Wd	-	
83	Bobby Jones (A)	USA	78	74	Wd	-	
85	John Gordon Simpson (A)	UK	83	Wd	-	-	



1920 – Royal Cinque Ports

Date: 30 June – 1 July 1920

Champion: **George Duncan**

Total: **303**

Round Scores: **80 80 71 72**

Total Purse: **£225**

First Prize: **£75**

Runner Up: **Sandy Herd**

Leading Amateur: **Willie Hunter**

Field: **82**

Leader each round

Round 1: **Sandy Herd, Ted Ray 72**

Round 2: **Abe Mitchell 147**

Round 3: **Len Holland 229**


Low score for each round

Round 1: **72 Sandy Herd, Ted Ray**

Round 2: **73 Abe Mitchell**

Round 3: **71 George Duncan, Len Holland**

Final Round: **72 George Duncan**



POS	PLAYER	COUNTRY	R1	R2	R3	R4	TOTAL
1	George Duncan	Scotland	80	80	71	72	303
2	Sandy Herd	Scotland	72	81	77	75	305
3	Ted Ray	England	72	83	78	73	306
4	Abe Mitchell	UK	74	73	84	76	307
5	Len Holland	UK	80	78	71	79	308
6	Jim Barnes	USA	79	74	77	79	309
7	Arthur Havers	England	80	78	81	74	313
7	Syd Wingate	UK	81	74	76	82	313
9	G.R. Buckle	UK	80	80	77	78	315
9	Archie Compston	UK	79	83	75	78	315
9	William Horne	UK	80	81	73	81	315
12	J.H. Taylor	England	78	79	80	79	316
13	Eugene Lafitte	France	75	85	84	73	317
14	Eric Bannister	UK	78	84	80	76	318
14	Harry Vardon	England	78	81	81	78	318
16	Angel De La Torre	Spain	84	78	78	79	319
16	J.W. Gaudin	UK	81	82	77	79	319
16	Charles Johns	UK	82	78	81	78	319
16	James Sherlock	UK	82	81	80	76	319
16	Philip Taylor	UK	78	84	77	80	319
21	James Braid	Scotland	79	80	79	82	320
21	William Smith	UK	81	81	77	81	320
21	Dick Wheildon	UK	82	78	83	77	320
21	Reginald Wilson	UK	76	82	78	84	320
25	Cyril Hughes	UK	83	81	80	77	321
26	Willie Hunter (A)	UK	81	80	81	80	322
26	Tom Williamson	UK	77	86	79	80	322
28	C. Ralph Smith	UK	84	80	79	80	323

POS	PLAYER	COUNTRY	R1	R2	R3	R4	TOTAL
29	Arthur Day	UK	77	83	84	80	324
29	Jean Gassiat	France	79	82	78	85	324
29	Douglas Grant (A)	UK	83	76	82	83	324
29	Fred Leach	UK	83	82	78	81	324
29	Arnaud Massy	France	81	82	80	81	324
29	William Ritchie	UK	79	86	81	78	324
35	Charles Corlett	UK	77	82	81	85	325
35	Robert Harris (A)	UK	84	79	81	81	325
35	F.C. Jewell	UK	85	79	79	82	325
35	George Kirby	UK	87	84	79	75	325
35	Joshua Taylor	UK	78	81	81	85	325
40	George Gadd	UK	80	87	82	77	326
40	Claude Gray	UK	82	87	80	77	326
40	Lord Charles Hope (A)	UK	78	81	85	82	326
40	Herbert Jolly	UK	81	84	77	84	326
40	Alfred Miles	UK	79	82	81	84	326
40	Charles Parsons	UK	79	85	77	85	326
40	Cyril Tolley (A)	UK	85	84	79	78	326
47	James Batley	UK	86	79	78	84	327
47	Arthur Monk	UK	78	84	85	80	327
47	Sid Rush	UK	82	84	80	81	327
50	James Bradbeer	UK	76	89	81	82	328
50	R.S. Fernie	UK	88	83	77	80	328
50	Jack Rowe	UK	80	83	81	84	328
53	Tommy Armour (A)	USA	84	82	79	84	329
53	Walter Hagen	USA	84	82	78	85	329
53	Herbert Riseborough	UK	83	84	82	80	329
56	Harry Ball	UK	84	82	81	83	330

POS	PLAYER	COUNTRY	R1	R2	R3	R4	TOTAL
56	William Oke	UK	82	84	80	84	330
56	Ernest Risebro	UK	81	88	82	79	330
56	William Watt	UK	81	88	80	81	330
60	Hon. Michael Scott (A)	UK	89	82	80	80	331
61	Frank Ball	UK	80	88	81	83	332
61	Arthur Butchart	UK	82	88	79	83	332
63	Dick May	UK	82	87	85	79	333
63	C.H. Reith	UK	87	82	82	82	333
63	Percy Wyatt	UK	83	89	81	80	333
66	Carl Bretherton (A)	UK	86	79	84	86	335
66	Cuthbert Butchart	UK	81	86	86	82	335
66	James Ockenden	UK	86	86	80	83	335
66	John Turner	UK	80	86	82	87	335
70	Fred Collins	UK	84	86	83	83	336
70	W. Pursey	UK	81	80	89	86	336
72	Harry Amos	UK	87	88	82	81	338
73	Edwin Sinclair	UK	91	80	87	82	340
74	A.F. Kettleby	UK	86	89	81	87	343
75	W.E. Brown	UK	85	87	87	86	345
76	Arthur Young	UK	87	89	82	89	347
77	Robert McKenzie	UK	88	91	89	93	361
78	Frank Coltart	UK	85	87	86	Wd	
79	Arthur Baggs	UK	86	86	87	Wd	
80	Jack B. Ross	UK	85	91	90	Wd	
81	J. Weager	UK	88	89	90	Wd	
82	Gus Faulkner	UK	84	85	Wd	-	



1914 – Prestwick

Date: **18-19 June 1914**
 Champion: **Harry Vardon**
 Total: **306**
 Round Scores: **73 77 78 78**
 Total Purse: **£135**
 First Prize: **£50**
 Runner Up: **J.H. Taylor**
 Leading Amateur: **J.L.C. Jenkins**
 Field: **100**

Leader each round
 Round 1: **Harry Vardon 73**
 Round 2: **Harry Vardon 150**
 Round 3: **J.H. Taylor 226**

Low score for each round
 Round 1: **73 Harry Vardon**
 Round 2: **75 C.K. Hutchison (A), Walter Hambleton, J.D. Edgar**
 Round 3: **73 J.L.C. Jenkins (A)**
 Final Round: **74 Ernest C. Jones, P.J. Gaudin**

POS	PLAYER	COUNTRY	R1	R2	R3	R4	TOTAL
1	Harry Vardon	England	73	77	78	78	306
2	J.H. Taylor	England	74	78	74	83	309
3	Harry Simpson	UK	77	80	78	75	310
4	Abe Mitchell	UK	76	78	79	79	312
4	Tom Williamson	UK	75	79	79	79	312
6	Reginald Wilson	UK	76	77	80	80	313
7	James Ockenden	UK	75	76	83	80	314
8	P.J. Gaudin	UK	78	83	80	74	315
8	J.L.C. Jenkins (A)	UK	79	80	73	83	315
10	James Braid	Scotland	74	82	78	82	316
10	George Duncan	Scotland	77	79	80	80	316
10	Arnaud Massy	France	77	82	75	82	316
10	Ted Ray	England	77	82	76	81	316
14	James Bradbeer	UK	77	80	80	80	317
14	J.D. Edgar	UK	79	75	84	79	317
14	Jean Gassiat	France	76	81	80	80	317
17	William Hunter	UK	82	77	77	83	319
17	E.A. Lassen (A)	UK	85	78	79	77	319
19	Ernest Foord	UK	82	81	82	76	321
19	Cyril Hughes	UK	80	81	80	80	321
21	James Batley	UK	78	83	81	80	322
21	Ernest C. Jones	UK	87	81	80	74	322
21	Fred Leach	UK	76	86	78	82	322
21	C. Ralph Smith	UK	81	79	80	82	322
25	Walter Hambleton	UK	79	75	86	83	323
25	Michael Moran	UK	82	83	82	76	323
25	Joshua Taylor	UK	82	79	84	78	323
25	David Watt	UK	84	80	78	81	323
29	Sandy Herd	Scotland	79	87	79	79	324
29	C.K. Hutchison (A)	UK	81	75	82	86	324
29	J.C. Lonie	UK	77	84	82	81	324
29	Ernest Whitcombe	England	74	83	84	83	324
33	William Watt	UK	77	81	84	83	325
34	Len Holland	UK	78	78	87	83	326

POS	PLAYER	COUNTRY	R1	R2	R3	R4	TOTAL
34	Gordon Lockhart (A)	UK	83	78	85	80	326
34	James Sherlock	UK	84	78	85	79	326
37	Claude Gray	UK	84	81	81	81	327
37	P. O'Hare	UK	81	84	84	78	327
39	Albert Seymour	UK	84	85	81	78	328
39	G.M. Turner	UK	81	77	86	84	328
41	J.R.H. Anderson (A)	UK	81	91	78	79	329
41	James Horn	UK	80	80	80	89	329
41	Wilfred Reid	England	83	80	86	80	329
41	Ernest Risebro	UK	86	83	81	79	329
41	Fred Robson	UK	78	82	85	84	329
46	James Adwick	UK	80	83	81	86	330
46	A.F. Kettleby	UK	83	84	80	83	330
46	R.W. Orr (A)	UK	79	80	87	84	330
46	A. Simpson	UK	81	87	82	80	330
50	Eric Bannister	UK	81	85	80	85	331
50	Fred Collins	UK	81	86	88	76	331
50	F.H. Frostick	UK	84	86	83	78	331
50	Charles Roberts	UK	79	86	81	85	331
50	Jack B. Ross	UK	79	85	84	83	331
50	Ben Sayers	UK	89	79	79	84	331
56	Tom Fernie	UK	78	85	87	82	332
56	James Hepburn	UK	83	80	85	84	332
56	Charles Johns	UK	84	79	88	81	332
56	Francis Ouimet (A)	USA	86	79	85	82	332
60	William Ritchie	UK	81	87	85	80	333
61	H.A. Gaudin	UK	85	85	85	79	334
62	H. Cheal	UK	81	88	83	83	335
62	Lord Charles Hope (A)	UK	84	85	80	86	335
62	Robert McInnes	UK	84	91	78	82	335
65	Arthur Butchart	UK	89	88	76	83	336
65	George Cawkwell	UK	82	85	80	89	336
65	Peter Robertson	UK	82	83	85	86	336
65	Jack Sidey	UK	85	82	84	85	336

POS	PLAYER	COUNTRY	R1	R2	R3	R4	TOTAL
68	James Soutar	UK	85	81	85	86	337
69	Arthur Havers	England	83	80	84	90	337
71	Horace Fulford	UK	87	84	79	88	338
71	Sydney O. Shepherd (A)	UK	82	85	83	88	338
73	Harry Cawsey	UK	87	83	84	85	339
73	Archie Compston	UK	84	85	86	84	339
73	Alfred Miles	UK	82	84	87	86	339
73	John Park	UK	86	84	85	84	339
77	George Oke	UK	89	83	80	88	340
78	Rowley Banks	UK	89	89	81	82	341
79	Harry Fernie	UK	80	84	86	92	342
80	J. Turner	UK	85	86	89	86	346
81	W.E. Brown	UK	86	89	84	88	347
82	John McAndrew	UK	87	90	86	85	348
83	Harry Fulford	UK	92	84	92	Wd	
83	George Gadd	UK	76	88	83	Wd	
83	J.W. Gaudin	UK	76	85	82	Wd	
83	Charles Wallis	UK	86	85	85	Wd	
83	Samuel Whiting	UK	87	82	86	Wd	
88	Tom Ball	UK	86	85	Wd	-	
88	George Daniel	UK	85	88	Wd	-	
88	Arthur Grant	UK	81	83	Wd	-	
88	Harold Hilton (A)	England	79	81	Wd	-	
88	John Hunter	UK	82	92	Wd	-	
88	B. Jeffrey	UK	83	97	Wd	-	
88	Charles Kennett	UK	91	81	Wd	-	
88	Wilfred Thomson	UK	79	80	Wd	-	
96	Joe Anderson	UK	87	Wd	-	-	
96	Laurie Ayton Sr	UK	84	Wd	-	-	
96	H.G. Frostick	UK	88	Wd	-	-	
96	R. Fruch	UK	88	Wd	-	-	
96	Charles Whitcombe	England	91	Wd	-	-	



1913 – Royal Liverpool

Date: 23-24 June 1913

Champion: J.H. Taylor

Total: 304

Round Scores: 73 75 77 79

Total Purse: £135

First Prize: £50

Runner Up: Ted Ray

Leading Amateur: John Graham Jr

Field: 65

Leader each round

Round 1: J.H. Taylor, Ted Ray, Sandy Herd 73

Round 2: Ted Ray 147

Round 3: J.H. Taylor 225


Low score for each round

Round 1: 73 J.H. Taylor, Ted Ray, Sandy Herd

Round 2: 74 Ted Ray, Michael Moran

Round 3: 77 J.H. Taylor, J.J. McDermott

Final Round: 74 Michael Moran



POS	PLAYER	COUNTRY	R1	R2	R3	R4	TOTAL
1	J.H. Taylor	England	73	75	77	79	304
2	Ted Ray	England	73	74	81	84	312
3	Michael Moran	UK	76	74	89	74	313
3	Harry Vardon	England	79	75	79	80	313
5	J.J. McDermott	USA	75	80	77	83	315
5	Thomas Renouf	UK	75	78	84	78	315
7	James Bradbeer	UK	78	79	81	79	317
7	Arnaud Massy	France	77	80	81	79	317
7	James Sherlock	UK	77	86	79	75	317
7	Tom Williamson	UK	77	80	80	80	317
11	Fred Collins	UK	77	85	79	77	318
11	John Graham Jr (A)	UK	77	79	81	81	318
11	Sandy Herd	Scotland	73	81	84	80	318
14	E.A. Lassen (A)	UK	79	78	80	82	319
14	Charles Roberts	UK	78	79	84	78	319
14	Joshua Taylor	UK	80	75	85	79	319
17	Philip Taylor	UK	78	81	83	78	320
18	James Braid	Scotland	80	79	82	80	321
18	Claude Gray	UK	80	81	79	81	321
18	Ernest C. Jones	UK	75	85	81	80	321
18	Hugh McNeill	UK	80	81	81	79	321
22	Jean Gassiat	France	80	78	86	78	322

POS	PLAYER	COUNTRY	R1	R2	R3	R4	TOTAL
22	Cyril Hughes	UK	76	78	83	85	322
22	Louis Tellier	France	77	80	85	80	322
25	Tom Macnamara	USA	80	78	85	80	323
26	Wilfred Reid	England	78	82	85	79	324
27	Arthur Catlin	UK	77	81	81	86	325
27	Charles Mayo	UK	83	82	78	82	325
27	Tom Simpson	UK	79	83	85	78	325
30	Laurie Ayton Sr	UK	78	83	86	80	327
30	Tom Ball	UK	82	83	86	76	327
30	G.R. Buckle	UK	81	80	87	79	327
30	Jack B. Ross	UK	75	89	84	79	327
34	F.B. Crowther (A)	UK	80	81	86	81	328
34	Jack Rowe	UK	78	82	86	82	328
34	Reginald Wilson	UK	80	83	88	77	328
37	A. James	UK	78	81	85	86	330
38	A.J. Howlett	UK	75	84	85	87	331
39	J.D. Edgar	UK	81	91	80	80	332
39	Harry Simpson	UK	80	83	88	81	332
41	Edward Blackwell (A)	UK	78	79	87	89	333
42	Sidney Ball	UK	81	82	87	85	335
42	Fred Leach	UK	80	84	88	83	335
42	Tom Watt	UK	86	82	84	83	335

POS	PLAYER	COUNTRY	R1	R2	R3	R4	TOTAL
45	Percy Hills	UK	79	79	90	89	337
46	James Edmondson	UK	83	85	84	88	340
47	A. Bonner	UK	87	84	90	80	341
47	Charles Corlett	UK	78	89	87	87	341
47	C. Ralph Smith	UK	82	82	93	84	341
50	George Cawkwell	UK	81	85	92	84	342
51	Archie Earl	UK	81	85	86	91	343
52	Tom Fernie	UK	88	86	86	85	345
53	J.W. Gaudin	UK	82	86	Wd	-	-
53	Harold Hilton (A)	England	79	83	Wd	-	-
53	William Lowe	UK	87	90	Wd	-	-
53	William McEwan	UK	82	82	Wd	-	-
53	Arthur Mitchell	UK	81	81	Wd	-	-
53	Abe Mitchell (A)	UK	86	82	Wd	-	-
53	Herbert Osborne	UK	82	81	Wd	-	-
53	S. Pulford	UK	84	86	Wd	-	-
53	William Ritchie	UK	82	85	Wd	-	-
53	Fred Robson	UK	85	85	Wd	-	-
53	Cyril Walker	UK	82	83	Wd	-	-
53	Samuel Whiting	UK	83	82	Wd	-	-
65	Horace Fulford	UK	87	Wd	-	-	-



1912 – Muirfield

Date: **24-25 June 1912**
 Champion: **Ted Ray**
 Total: **295**
 Round Scores: **71 73 76 75**
 Total Purse: **£135**
 First Prize: **£50**
 Runner Up: **Harry Vardon**
 Leading Amateur: **Hon. Michael Scott**
 Field: **62**

Leader each round
 Round 1: **Ted Ray 71**
 Round 2: **Ted Ray 144**
 Round 3: **Ted Ray 220**

Low score for each round
 Round 1: **71 Ted Ray**
 Round 2: **71 James Braid**
 Round 3: **75 Laurie Ayton Sr, Reginald Wilson**
 Final Round: **71 Harry Vardon**

POS	PLAYER	COUNTRY	R1	R2	R3	R4	TOTAL	POS	PLAYER	COUNTRY	R1	R2	R3	R4	TOTAL	POS	PLAYER	COUNTRY	R1	R2	R3	R4	TOTAL
1	Ted Ray	England	71	73	76	75	295	20	Wilfred Reid	England	80	79	79	79	317	43	George Cawkwell	UK	83	82	81	83	329
2	Harry Vardon	England	75	72	81	71	299	23	P.J. Gaudin	UK	80	76	82	80	318	43	Peter Robertson	UK	85	79	80	85	329
3	James Braid	Scotland	77	71	77	78	303	24	F.H. Frostick	UK	77	80	81	81	319	43	C. Ralph Smith	UK	80	81	81	87	329
4	George Duncan	Scotland	72	77	78	78	305	24	Philip Taylor	UK	76	82	81	80	319	43	Joshua Taylor	UK	84	79	87	79	329
5	Laurie Ayton Sr	UK	74	80	75	79	308	26	Tom Ball	UK	75	81	86	78	320	47	Tom Fernie	UK	82	82	85	81	330
6	Sandy Herd	Scotland	76	81	76	76	309	27	James Batley	UK	79	86	80	76	321	48	Charles Corlett	UK	78	84	85	84	331
7	Fred Collins	UK	76	79	81	74	310	27	Rowland Jones	UK	78	82	84	77	321	48	Arthur Gray	UK	87	80	77	87	331
7	Jean Gassiat	France	76	80	78	76	310	27	C.W. Pope	UK	83	80	77	81	321	48	Walter Hambleton	UK	83	83	82	83	331
7	Reginald Wilson	UK	82	75	75	78	310	27	Charles Roberts	UK	82	81	83	75	321	51	Albert Hallam	UK	86	82	84	81	333
10	Arnaud Massy	France	74	77	82	78	311	31	Ernest C. Jones	UK	76	81	86	79	322	52	James Bradbeer	UK	83	87	81	84	335
11	Charles Mayo	UK	76	77	78	81	312	31	Ben Sayers Jr	UK	81	82	76	83	322	52	Edwin Sinclair	UK	84	89	82	80	335
11	J.H. Taylor	England	75	76	77	84	312	31	James Sherlock	UK	79	79	85	79	322	54	Charles Wallis	UK	81	88	80	88	337
13	G. Fotheringham	UK	75	78	79	81	313	34	William Watt	UK	79	79	81	84	323	55	C.B. Macfarlane (A)	UK	86	81	87	84	338
13	Robert Thomson	UK	73	77	80	83	313	35	D. Grant	UK	83	79	81	81	324	56	Tom Beck	UK	85	83	82	90	340
15	Hugh McNeill	UK	76	78	82	78	314	35	Jack White	Scotland	82	81	83	78	324	57	George Braid	UK	87	81	88	85	341
15	Michael Moran	UK	76	79	80	79	314	37	Charles Johns	UK	81	81	83	82	327	58	James Kay	UK	92	81	85	85	343
17	Fred Leach	UK	75	82	81	77	315	37	J.C. Lonie	UK	83	77	80	87	327	59	Sydney O. Shepherd (A)	UK	85	86	91	86	348
17	Tom Williamson	UK	80	77	79	79	315	37	James Ockenden	UK	81	83	82	81	327	60	James Hepburn	UK	83	84	Wd	-	
19	Thomas Renouf	UK	77	80	80	79	316	37	Hon. Michael Scott (A)	UK	82	81	83	81	327	60	G. McDowell	UK	84	87	Wd	-	
20	J.D. Edgar	UK	77	81	80	79	317	41	James Adwick	UK	85	80	77	86	328	60	George Tuck	UK	83	80	Wd	-	
20	William Horne	UK	73	85	82	77	317	41	Cyril Hughes	UK	81	80	83	84	328								



1911 – Royal St George's

Date: 26-29 June 1911

Champion: Harry Vardon

Total: 303

Round Scores: 74 74 75 80

Total Purse: £135

First Prize: £50

Runner Up: Arnaud Massy

Leading Amateur: Harold Hilton

Field: 226

Cut/No. who advanced 36 holes: 162/69

Leader each round

Round 1: Edward Blackwell (A) 71

Round 2: George Duncan 144

Round 3: Harry Vardon 223


Low score for each round

Round 1: 71 Edward Blackwell (A)

Round 2: 71 George Duncan

Round 3: 74 Arnaud Massy, James Braid

Final Round: 72 Rowland Jones



POS	PLAYER	COUNTRY	R1	R2	R3	R4	TOTAL
1	Harry Vardon	England	74	74	75	80	303
2	Arnaud Massy	France	75	78	74	76	303
3	Sandy Herd	Scotland	77	73	76	78	304
3	Harold Hilton (A)	England	76	74	78	76	304
5	James Braid	Scotland	78	75	74	78	305
5	Ted Ray	England	76	72	79	78	305
5	J.H. Taylor	England	72	76	78	79	305
8	George Duncan	Scotland	73	71	83	79	306
9	Laurie Ayton Sr	UK	75	77	77	78	307
10	James Hepburn	UK	74	77	83	75	309
10	Fred Robson	UK	78	74	79	78	309
12	Fred Collins	UK	77	76	83	74	310
13	J. Piper	UK	78	79	80	74	311
13	Thomas Renouf	UK	75	76	79	81	311
15	Tom Ball	UK	76	77	79	80	312
16	Rowland Jones	UK	80	76	85	72	313
16	Charles Mayo	UK	78	78	79	78	313
16	Wilfred Reid	England	78	79	80	76	313
16	James Sherlock	UK	73	80	76	84	313
16	H.E. Taylor (A)	UK	83	73	76	81	313
21	Edward Blackwell (A)	UK	71	81	82	80	314
21	Michael Moran	UK	72	78	83	81	314
21	William Watt	UK	76	80	79	79	314
24	Ernest C. Jones	UK	77	82	81	75	315
24	L.B. Stevens (A)	UK	79	83	77	76	315
24	Joshua Taylor	UK	79	81	80	75	315
27	Robert Harris (A)	UK	77	80	76	83	316
27	Fred Leach	UK	75	79	87	75	316
29	Tom Fernie	UK	80	78	76	83	317
29	J.C. Johnstone	UK	82	79	78	78	317
29	A.F. Kettley	UK	79	77	81	80	317
29	James Ockenden	UK	75	78	81	83	317
29	Robert Thomson	UK	77	76	85	79	317
34	Sidney Ball	UK	82	76	85	75	318
34	Ernest Whitcombe	England	77	85	80	76	318
36	E. Goodban	UK	81	81	78	79	319
36	Walter Hambleton	UK	83	78	78	80	319
36	Len Holland	UK	81	81	77	80	319
36	William Horne	UK	74	76	84	85	319
36	Jack Rowe	UK	74	80	81	84	319
41	Lionel Munn (A)	UK	78	76	83	83	320
41	Hon. Michael Scott (A)	UK	78	80	81	81	320
43	Harry Ball	UK	81	79	84	77	321
43	Stephen Guard	UK	83	75	81	82	321
43	Charles Johns	UK	79	79	83	80	321
46	H.W. Beveridge (A)	UK	75	79	83	85	322
46	Horace Fulford	UK	75	83	81	83	322
46	Angus Hambro (A)	UK	81	77	84	80	322
49	J.D. Edgar	UK	80	82	83	78	323
49	Chick Evans Jr (A)	USA	78	78	78	89	323
49	F.A. Larke	UK	82	80	81	80	323

POS	PLAYER	COUNTRY	R1	R2	R3	R4	TOTAL
52	P.J. Gaudin	UK	77	84	82	81	324
52	S.G. James (A)	UK	80	82	83	79	324
54	Jean Gassiat	France	80	82	79	84	325
54	Tom Simpson	UK	80	82	83	80	325
54	James Soutar	UK	86	76	81	82	325
57	F.C. Carr (A)	UK	82	79	81	84	326
57	Arthur Grant	UK	82	80	83	81	326
57	Albert Hallam	UK	77	83	81	85	326
57	Ernest Risebro	UK	82	80	86	78	326
57	George Tuck	UK	77	78	85	86	326
62	Percy Hills	UK	80	77	89	81	327
63	Cyril Hughes	UK	84	78	83	83	328
64	E.A. Lassen (A)	UK	81	79	85	85	330
65	John Cowan	UK	79	83	85	85	332
66	E. Noel Layton (A)	UK	78	82	87	86	333
67	W.T. Jeffries	UK	77	84	88	85	334
68	Alfred Matthews	UK	79	79	87	90	335
69	J.W. Gaudin	UK	80	76	DQ	-	-
70	Robert Walker	UK	80	80	-	-	-
71	C.K. Hutchison (A)	UK	82	79	-	-	-
72	Ernest Foord	UK	80	82	-	-	-
72	Andrew Kirkaldy	Scotland	77	85	-	-	-
74	John Ball Jr (A)	England	80	83	-	-	-
74	James Batley	UK	82	81	-	-	-
74	Arthur Catlin	UK	79	84	-	-	-
74	G. Charles	UK	79	84	-	-	-
74	H. Cheal	UK	80	83	-	-	-
74	Arthur Gray	UK	81	82	-	-	-
74	G. McDowell	UK	77	86	-	-	-
74	Willie Park Jr	Scotland	79	84	-	-	-
74	Charles Parsons	UK	81	82	-	-	-
74	Peter Rainford	UK	76	87	-	-	-
74	Charles Roberts	UK	82	81	-	-	-
74	Walter Tedder	UK	85	78	-	-	-
86	Alfred Beck	UK	86	78	-	-	-
86	James Bradbeer	UK	82	82	-	-	-
86	Harry Cawsey	UK	83	81	-	-	-
86	John Graham Jr (A)	UK	81	83	-	-	-
86	William Hamlet	UK	80	84	-	-	-
86	William Hunter	UK	83	81	-	-	-
86	Bernard Nicholls	UK	79	85	-	-	-
86	J.H. Oke	UK	82	82	-	-	-
86	Herbert Riseborough	UK	82	82	-	-	-
86	William Ritchie	UK	82	82	-	-	-
86	Ben Sayers Jr	UK	80	84	-	-	-
86	Everard Martin Smith (A)	UK	83	81	-	-	-
86	Louis Tellier	France	84	80	-	-	-
86	Percy Wyatt	UK	80	84	-	-	-
100	Henry Chestney	UK	84	81	-	-	-
100	G. Cockburn	UK	85	80	-	-	-
100	P. Daniels	UK	83	82	-	-	-
100	Ernest Gray	UK	82	83	-	-	-

POS	PLAYER	COUNTRY	R1	R2	R3	R4	TOTAL
100	Reginald Gray	UK	87	78	-	-	-
100	G. Kitchen	UK	78	87	-	-	-
100	John Milne	UK	83	82	-	-	-
100	Ben Sayers	UK	82	83	-	-	-
100	F.A. Woolley (A)	UK	86	79	-	-	-
109	David Fox	UK	77	89	-	-	-
109	A.J. Howlett	UK	83	83	-	-	-
109	Hugh McNeill	UK	84	82	-	-	-
109	Abe Mitchell (A)	UK	80	86	-	-	-
109	R. Seymour	UK	86	80	-	-	-
109	Tom Williamson	UK	81	85	-	-	-
109	Philip Wynne	UK	82	84	-	-	-
116	G.A. Cassidy	UK	84	83	-	-	-
116	Charles Gibson	UK	82	85	-	-	-
116	Robert Jacobs	UK	81	86	-	-	-
116	Charles Kennett	UK	83	84	-	-	-
116	Arthur Mitchell	UK	84	83	-	-	-
116	Walter Toogood	UK	85	82	-	-	-
122	A. Bellworthy	UK	88	80	-	-	-
122	P. Bishop (A)	UK	80	88	-	-	-
122	Charles Bradbeer	UK	82	86	-	-	-
122	Harry Fulford	UK	83	85	-	-	-
122	Claude Gray	UK	84	84	-	-	-
122	J.C. Lonie	UK	83	85	-	-	-
122	John Park	UK	78	90	-	-	-
122	Jack Sidey	UK	83	85	-	-	-
130	Jack Bloxham	UK	85	84	-	-	-
130	Thomas Brace	UK	81	88	-	-	-
130	F.H. Frostick	UK	83	86	-	-	-
130	H. Hunt	UK	82	87	-	-	-
130	James Kinnell	UK	86	83	-	-	-
130	William Leaver	UK	85	84	-	-	-
130	Wilfred Thomson	UK	86	83	-	-	-
130	Albert Tingey	UK	84	85	-	-	-
130	Samuel Whiting	UK	87	82	-	-	-
139	George Cawsey	UK	83	87	-	-	-
139	Joseph Cheal	UK	78	92	-	-	-
139	Frank Coltart	UK	82	88	-	-	-
139	John W. Fulford	UK	83	87	-	-	-
139	J. McNamara	UK	82	88	-	-	-
139	W. Rush	UK	86	84	-	-	-
145	Arthur Baggs	UK	87	84	-	-	-
145	Eric Bannister	UK	84	87	-	-	-
145	George Cawkwell	UK	87	84	-	-	-
145	D.S. Froy (A)	UK	85	86	-	-	-
145	Charles Harris	UK	84	87	-	-	-
145	Herbert Osborne	UK	88	83	-	-	-
145	Edwin Sinclair	UK	88	83	-	-	-
145	David Stephenson	UK	87	84	-	-	-
153	J.G. Anderson (A)	USA	86	86	-	-	-
153	H. Brown	UK	85	87	-	-	-
153	S. Humphrey	UK	88	84	-	-	-

153 John McAndrew	UK	84	88	-	-
153 Bruce Pearce (A)	Australia	89	83	-	-
153 Jack Randall	UK	86	86	-	-
153 T. Skipper	UK	82	90	-	-
153 Edward Smith	UK	85	87	-	-
153 Albert S. Tingey Jr	UK	85	87	-	-
153 Tom Trapp	UK	86	86	-	-
153 James Turner	UK	91	81	-	-
153 J. Walker (A)	UK	87	85	-	-
165 Tom Beck	UK	88	85	-	-
166 J.B. Fulford	UK	90	84	-	-
166 E. Gray	UK	85	89	-	-
166 M.F. Lewis	UK	85	89	-	-
166 Arthur Reid	UK	87	87	-	-
166 Joseph Robinson	UK	87	87	-	-
166 A. Southon	UK	90	84	-	-
172 E.H. Cassidy	UK	82	94	-	-
172 E. Cheal	UK	86	90	-	-
172 Frank Hickman	UK	85	91	-	-
172 Tom Parr	UK	87	89	-	-
172 Charles Trapp	UK	86	90	-	-
172 Willie Wallis	UK	89	87	-	-
178 Thomas Leaver	UK	91	86	-	-
178 Jack Powell	UK	90	87	-	-
180 Roland Haig (A)	UK	91	87	-	-
180 Alex Powell	UK	91	87	-	-
180 Jack Ross	UK	88	90	-	-
183 P.H. Reeves	UK	88	92	-	-
184 H.A. Richards	UK	87	94	-	-
185 Patrick Wynne	UK	93	91	-	-
186 J.S. Caird	UK	93	93	-	-
187 A.H. Molesworth (A)	UK	107	94	-	-
188 Philip Taylor	UK	79	-	-	-
189 S.H. Fry (A)	UK	81	-	-	-
189 Clyde Pearce (A)	Australia	81	-	-	-
191 H.G. Frostick	UK	82	-	-	-
192 C.H. Corlett	UK	84	-	-	-
192 Robert McKenzie	UK	84	-	-	-
194 William Macnamara	UK	85	-	-	-
194 Fred Saunders	UK	85	-	-	-
196 E. Penfold	UK	86	-	-	-
197 W.H. Hutchings	UK	87	-	-	-
198 A. Shaw	UK	88	-	-	-
199 William Lewis	UK	89	-	-	-
200 Percy Boomer	UK	90	-	-	-
200 Gill Fletcher Thomas (A)	UK	90	-	-	-
202 Leonard C. Job	UK	91	-	-	-
203 Malcolm Goodwillie	UK	92	-	-	-
203 Harry Mann	UK	92	-	-	-
203 J. Savage	UK	92	-	-	-
206 E. Banks	UK	93	-	-	-
206 D. Graham	UK	93	-	-	-
206 Leonard Lewis	UK	93	-	-	-
209 W.G. Rainbow	UK	94	-	-	-
210 J. Bowman	UK	100	-	-	-
211 Jack B. Ross	UK	79	DQ	-	-
212 Bert Batley	UK	NR	-	-	-
212 B.B.H. Cockburn	UK	NR	-	-	-
212 W. Cotterell	UK	NR	-	-	-
212 F. Durham	UK	NR	-	-	-
212 James Ferguson	UK	NR	-	-	-
212 E.P. Gaudin	UK	NR	-	-	-
212 Charles Gibson Jr	UK	NR	-	-	-
212 E.H. Gow	UK	NR	-	-	-
212 Bert F. James	UK	Scr	-	-	-
212 William McEwan	UK	NR	-	-	-
212 Ernest Newbery	UK	NR	-	-	-
212 George Sayers	UK	NR	-	-	-





1910 – St Andrews

Date: 21-23 June 1910

Champion: James Braid

Total: 299

Round Scores: 76 73 74 76

Total Purse: £135

First Prize: £50

Runner Up: Sandy Herd

Leading Amateur: John Ball Jr

Field: 210

Cut/No. who advanced 36 holes: 161/64

Leader each round

Round 1: George Duncan 73

Round 2: Willie Smith 148

Round 3: George Duncan 221

Low score for each round

Round 1: 73 George Duncan

Round 2: 71 Willie Smith

Round 3: 71 George Duncan

Final Round: 76 Fred Robson, Sandy Herd,
James Braid



The Championship was completed on Friday 24 June due to delays caused by inclement weather

POS	PLAYER	COUNTRY	R1	R2	R3	R4	TOTAL
1	James Braid	Scotland	76	73	74	76	299
2	Sandy Herd	Scotland	78	74	75	76	303
3	George Duncan	Scotland	73	77	71	83	304
4	Laurie Ayton Sr	UK	78	76	75	77	306
5	Ted Ray	England	76	77	74	81	308
5	Fred Robson	UK	75	80	77	76	308
5	Willie Smith	UK	77	71	80	80	308
8	E.P. Gaudin	UK	78	74	76	81	309
8	James Kinnell	UK	79	74	77	79	309
8	Thomas Renouf	UK	77	76	75	81	309
8	Donald Ross	UK	78	79	75	77	309
12	Tom Ball	UK	81	77	75	78	311
12	P.J. Gaudin	UK	80	79	74	78	311
14	Michael Moran	UK	77	75	79	81	312
14	J.H. Taylor	England	76	80	78	78	312
16	Fred Mackenzie	UK	78	80	75	80	313
16	William Ritchie	UK	78	74	82	79	313
16	Harry Vardon	England	77	81	75	80	313
19	John Ball Jr (A)	England	79	75	78	82	314
19	James Hepburn	UK	78	82	76	78	314
19	Tom Williamson	UK	78	80	78	78	314
22	Arnaud Massy	France	78	77	81	79	315
22	Jack Rowe	UK	81	74	80	80	315
24	William Binnie	UK	80	76	77	83	316
24	C.K. Hutchison (A)	UK	82	74	78	82	316
24	Wilfred Reid	England	78	83	77	78	316
24	Charles Roberts	UK	81	73	79	83	316
28	Willie Auchterlonie	Scotland	79	76	79	83	317
28	Ernest Foord	UK	80	77	79	81	317
28	Herbert Riseborough	UK	75	81	81	80	317
28	James Sherlock	UK	77	81	80	79	317
32	George Daniel	UK	77	81	78	82	318
32	William Leaver	UK	79	81	77	81	318
32	William Watt	UK	74	82	78	84	318
32	Samuel Whiting	UK	80	81	80	77	318
36	Fred Collins	UK	77	82	76	84	319
37	Walter Toogood	UK	80	81	74	85	320
38	J.D. Edgar	UK	80	81	81	79	321
38	W.T. Jeffries	UK	79	76	81	85	321
38	Rowland Jones	UK	81	80	80	80	321
38	Peter McEwan	UK	80	79	80	82	321
38	Willie Park Jr	Scotland	81	78	78	84	321
38	Peter Rainford	UK	81	79	78	83	321
44	Charles Mayo	UK	80	79	82	81	322
45	William Hunter	UK	77	84	82	80	323
45	William Lewis	UK	80	80	82	81	323
45	John Park	UK	79	80	80	84	323
45	Ben Sayers Jr	UK	79	78	83	83	323
45	Percy Wyatt	UK	79	79	81	84	323
50	Jean Gassiat	France	81	78	85	80	324
50	H.A. Gaudin	UK	80	80	81	83	324

POS	PLAYER	COUNTRY	R1	R2	R3	R4	TOTAL
50	W.A. Henderson (A)	UK	81	77	79	87	324
50	Philip Taylor	UK	80	79	85	80	324
50	Albert Tingey	UK	80	77	81	86	324
55	Arthur Baggs	UK	79	79	83	84	325
55	Joshua Taylor	UK	78	81	85	81	325
57	A. Cunningham	UK	81	80	84	82	327
58	Edward Smith	UK	81	80	83	87	331
59	John Graham Jr (A)	UK	79	78	-	-	
59	Tom Vardon	England	77	80	-	-	
61	W.H. Home	UK	84	74	-	-	
62	William Horne	UK	85	74	-	-	
62	Robert Thomson	UK	74	85	-	-	
64	Willie Fernie	Scotland	84	77	-	-	
65	A. Bellworthy	UK	77	-	-	-	
65	H.G. Frostick	UK	77	-	-	-	
67	Edward Blackwell (A)	UK	78	-	-	-	
67	Guy Campbell (A)	UK	78	-	-	-	
67	Claude Gray	UK	78	-	-	-	
67	J. Piper	UK	78	-	-	-	
71	Tom Fernie	UK	79	-	-	-	
71	J.W. Gaudin	UK	79	-	-	-	
73	Thomas Brace	UK	80	-	-	-	
73	Fred Leach	UK	80	-	-	-	
73	Bernard Nicholls	UK	80	-	-	-	
73	D. Robertson	UK	80	-	-	-	
73	George Sayers	UK	80	-	-	-	
73	Alfred Vardon	England	80	-	-	-	
79	Henry Chestney	UK	81	-	-	-	
79	Arthur Gray	UK	81	-	-	-	
79	Charles Kennett	UK	81	-	-	-	
79	G. McDowell	UK	81	-	-	-	
79	Ernest Metters	UK	81	-	-	-	
79	Arthur Mitchell	UK	81	-	-	-	
79	Tom Parr	UK	81	-	-	-	
79	Arthur Reid	UK	81	-	-	-	
79	Sydney O. Shepherd (A)	UK	81	-	-	-	
79	Reginald Wilson	UK	81	-	-	-	
89	James Andrew	UK	82	-	-	-	
89	Allan Gow	UK	82	-	-	-	
89	R.H. Henrit	UK	82	-	-	-	
89	Andrew Kirkaldy	Scotland	82	-	-	-	
89	David Kirkaldy	Scotland	82	-	-	-	
89	John McAndrew	UK	82	-	-	-	
89	George Pulford	UK	82	-	-	-	
89	E. Veness	UK	82	-	-	-	
89	Philip Wynne	UK	82	-	-	-	
98	James Batley	UK	83	-	-	-	
98	Bert Batley	UK	83	-	-	-	
98	Cuthbert Butchart	UK	83	-	-	-	
98	George Cawkwell	UK	83	-	-	-	
98	Joseph Cheal	UK	83	-	-	-	

POS	PLAYER	COUNTRY	R1	R2	R3	R4	TOTAL
98	Frank Coltart	UK	83	-	-	-	
98	John Cowan	UK	83	-	-	-	
98	H. Duff	UK	83	-	-	-	
98	Archie Earl	UK	83	-	-	-	
98	Samuel Mure Fergusson (A)	UK	83	-	-	-	
98	J. Forster	UK	83	-	-	-	
98	Harry Fulford	UK	83	-	-	-	
98	Charles Gibson	UK	83	-	-	-	
98	Charles Gibson Jr	UK	83	-	-	-	
98	Malcolm Goodwillie	UK	83	-	-	-	
98	D. Grant	UK	83	-	-	-	
98	Cyril Hughes	UK	83	-	-	-	
98	J.H. Jones	UK	83	-	-	-	
98	R. Tinch	UK	83	-	-	-	
98	Albert S. Tingey Jr	UK	83	-	-	-	
118	Alfred Beck	UK	84	-	-	-	
118	Percy Boomer	UK	84	-	-	-	
118	G.R. Buckle	UK	84	-	-	-	
118	James Edmundson	UK	84	-	-	-	
118	Ernest Gray	UK	84	-	-	-	
118	A.F. Kettleby	UK	84	-	-	-	
118	F.A. Larke	UK	84	-	-	-	
118	Alfred Matthews	UK	84	-	-	-	
118	Simon Parr	UK	84	-	-	-	
118	Ernest Ribebro	UK	84	-	-	-	
118	A.E. Robb	UK	84	-	-	-	
118	Jack B. Ross	UK	84	-	-	-	
118	Ben Sayers	UK	84	-	-	-	
118	Tom Shannon	UK	84	-	-	-	
118	Maitland Walker	UK	84	-	-	-	
133	E.H. Cassidy	UK	85	-	-	-	
133	E. Cheal	UK	85	-	-	-	
133	H. Cheal	UK	85	-	-	-	
133	Thomas Currie	UK	85	-	-	-	
133	F.H. Frostick	UK	85	-	-	-	
133	Arthur Grant	UK	85	-	-	-	
133	William Henley	UK	85	-	-	-	
133	E.A. Lassen (A)	UK	85	-	-	-	
133	William Lonie	UK	85	-	-	-	
133	R.J. Macdonald	UK	85	-	-	-	
133	Alex Powell	UK	85	-	-	-	
133	F. Richardson	UK	85	-	-	-	
133	Tom Watt	UK	85	-	-	-	
133	Tom Young	UK	85	-	-	-	
147	Geoffrey Beck	UK	86	-	-	-	
147	Arthur Butchart	UK	86	-	-	-	
147	George Coburn	UK	86	-	-	-	
147	G. Kitchen	UK	86	-	-	-	
147	Jack Powell	UK	86	-	-	-	
147	Jack Ross	UK	86	-	-	-	

Record fifth Open victory for Braid

James Braid became the first player to win five times with his victory in the 50th Open at St Andrews in 1910. Since then JH Taylor, Peter Thomson and Tom Watson have matched him and only Harry Vardon passed him.

It was a magical decade for Braid, with his five wins coming in ten years exactly, which also included three runner-up finishes and two fifth places. His last four wins came in just six years. He joined Bob Martin and Taylor as a double winner at St Andrews, having also won in 1905, but remains unique in being a double winner at both St Andrews and Muirfield.

Curiously, Braid played five full rounds during The Open. The first round was interrupted by such a severe thunderstorm that the course flooded. Informed on the 13th hole that the round was being cancelled, Braid kept playing just in case the news had been wrong. He used a heavy ball so that his putts sank into the hole, while others saw their balls float away in the puddles. He returned a 76, the best score of the day so far but it did not count. He had another 76 in the first round proper, but that was three behind George Duncan.

Willie Smith, a Carnoustie-born American who won the 1899 US Open, led at halfway after scores of 77 and 71 but finished with two 80s. Duncan had a 71 in the third round to lead by two from Braid, who had gone 73, 74, but could not control his nerves in a final round of 83 that dropped him to third place. Former Champion Sandy Herd had a 76 to finish second but Braid matched him to win by four strokes with a total of 299, ten better than Taylor's previous best for St Andrews Opens.



James Braid



1909 – Cinque Ports

Date: **10-11 June 1909**

Champion: **J.H. Taylor**

Total: **295**

Round Scores: **74 73 74 74**

Total Purse: **£125**

First Prize: **£50**

Runner Up: **Tom Ball**

Leading Amateur: **E.A. Lassen**

Field: **69**

Leader each round

Round 1: **Charles Johns 72**

Round 2: **J.H. Taylor 147**

Round 3: **J.H. Taylor 221**

Low score for each round

Round 1: **72 Charles Johns**

Round 2: **73 J.H. Taylor**

Round 3: **73 James Braid**

Final round: **73 Thomas Renouf**



POS	PLAYER	COUNTRY	R1	R2	R3	R4	TOTAL
1	J.H. Taylor	England	74	73	74	74	295
2	Tom Ball	UK	74	75	76	76	301
2	James Braid	Scotland	79	75	73	74	301
4	Charles Johns	UK	72	76	79	75	302
5	Thomas Renouf	UK	76	78	76	73	303
6	Ted Ray	England	77	76	76	75	304
7	William Horne	UK	77	78	77	74	306
8	James Hepburn	UK	78	77	76	76	307
8	Sandy Herd	Scotland	76	75	80	76	307
10	E.A. Lassen (A)	UK	82	74	74	78	308
10	Bernard Nicholls	UK	78	76	77	77	308
10	George Pulford	UK	81	76	76	75	308
13	Robert Maxwell (A)	UK	75	80	80	74	309
14	E.P. Gaudin	UK	76	77	77	80	310
14	Peter Rainford	UK	78	76	76	80	310
16	George Cawsey	UK	79	76	78	78	311
17	Ben Sayers	UK	79	77	79	77	312
17	Robert Thomson	UK	81	79	75	77	312
19	C.K. Hutchison (A)	UK	75	81	78	79	313
19	Tom Vardon	England	80	75	80	78	313
21	Fred Collins	UK	81	78	75	80	314
21	George Duncan	Scotland	77	82	80	75	314
21	Ernest Foord	UK	77	80	81	76	314

POS	PLAYER	COUNTRY	R1	R2	R3	R4	TOTAL
21	Michael Moran	UK	82	81	74	77	314
21	Wilfred Reid	England	77	83	78	76	314
26	A. Bellworthy	UK	76	84	78	78	316
26	Arthur Butchart	UK	80	79	80	77	316
26	J.D. Edgar	UK	81	81	76	78	316
26	Rowland Jones	UK	80	79	79	78	316
26	Harry Vardon	England	82	77	79	78	316
31	James Batley	UK	79	83	79	76	317
31	Jean Gassiat	France	77	78	82	80	317
31	Fred Robson	UK	79	78	77	83	317
34	James Sherlock	UK	78	81	78	81	318
35	E. Goodban	UK	78	81	83	77	319
35	Arnaud Massy	France	76	84	80	79	319
35	C. Ralph Smith	UK	85	79	77	78	319
38	James Kay	UK	79	78	82	81	320
38	Alfred Matthews	UK	80	80	85	75	320
38	James Soutar	UK	80	78	86	76	320
38	Albert Tingey	UK	81	79	84	76	320
42	Charles Mayo	UK	78	83	83	77	321
42	R.E. Myddelton (A)	UK	76	83	78	84	321
44	George Cawkwell	UK	80	81	82	79	322
44	Hugh McNeill	UK	75	87	77	83	322
44	Charles Roberts	UK	80	81	79	82	322

POS	PLAYER	COUNTRY	R1	R2	R3	R4	TOTAL
47	Arthur Reid	UK	83	80	79	81	323
48	P.J. Gaudin	UK	79	83	77	85	324
48	Percy Hills	UK	79	78	84	83	324
48	Ben Sayers Jr	UK	82	81	81	80	324
51	Arthur Day	UK	82	81	84	78	325
51	R. Finch	UK	79	85	80	81	325
51	Ernest Gray	UK	80	82	82	81	325
51	Albert Hallam	UK	77	85	81	82	325
51	William Hunter	UK	86	81	74	84	325
51	John Park	UK	82	82	79	82	325
57	B. Skoyles	UK	85	76	85	81	327
58	J. Piper	UK	73	85	82	89	329
59	R.W. Orr (A)	UK	87	83	78	82	330
60	Sidney Ball	UK	85	85	83	78	331
61	H. Cheal	UK	84	85	85	82	336
62	John McAndrew	UK	83	88	80	90	341
63	Andrew Kirkaldy	Scotland	83	80	85	Wd	
64	Frank Coltart	UK	84	84	Wd	-	
64	Tom Fernie	UK	85	87	Wd	-	
64	Harold Hilton (A)	England	80	84	Wd	-	
64	F.A. Larke	UK	85	81	Wd	-	
64	Charles Parsons	UK	86	83	Wd	-	
69	Arthur Catlin	UK	80	Wd	-	-	



1908 – Prestwick

Date: **18-19 June 1908**
 Champion: **James Braid**
 Total: **291**
 Round Scores: **70 72 77 72**
 Total Purse: **£125**
 First Prize: **£50**
 Runner Up: **Tom Ball**
 Leading Amateur: **John Ball Jr**
 Field: **65**

Leader each round
 Round 1: **Ernest Gray 68**
 Round 2: **James Braid 142**
 Round 3: **James Braid 219**

Low score for each round
 Round 1: **68 Ernest Gray**
 Round 2: **71 Ted Ray**
 Round 3: **74 Harry Vardon, George Pulford**
 Final Round: **72 James Braid**

POS	PLAYER	COUNTRY	R1	R2	R3	R4	TOTAL	POS	PLAYER	COUNTRY	R1	R2	R3	R4	TOTAL	POS	PLAYER	COUNTRY	R1	R2	R3	R4	TOTAL
1	James Braid	Scotland	70	72	77	72	291	18	Walter Toogood	UK	80	75	78	79	312	45	George Daniel	UK	81	81	82	82	326
2	Tom Ball	UK	76	73	76	74	299	24	George Coburn	UK	77	79	77	81	314	46	D. Grant	UK	78	83	85	81	327
3	Ted Ray	England	79	71	75	76	301	24	James Hepburn	UK	80	79	79	76	314	46	C.K. Hutchison (A)	UK	83	81	82	81	327
4	Sandy Herd	Scotland	74	74	79	75	302	24	Rowland Jones	UK	75	77	83	79	314	46	Ben Sayers Jr	UK	81	82	79	85	327
5	David Kinnell	UK	75	73	80	78	306	27	R. Andrew (A)	UK	83	78	77	77	315	46	Reginald Wilson	UK	77	85	82	83	327
5	Harry Vardon	England	79	78	74	75	306	28	Willie Aveston	UK	77	77	79	83	316	50	C. Ralph Smith	UK	81	80	85	82	328
7	Tom Simpson	UK	75	77	76	79	307	28	Thomas Renouf	UK	78	78	83	77	316	51	D. Adams	UK	81	79	84	85	329
7	J.H. Taylor	England	79	77	76	75	307	30	Charles Mayo	UK	83	79	80	75	317	51	James Bradbeer	UK	78	81	83	87	329
9	P.J. Gaudin	UK	77	76	75	80	308	30	Ben Sayers	UK	74	76	84	83	317	51	J. Thomson (A)	UK	85	84	79	81	329
9	Arnaud Massy	France	76	75	76	81	308	30	Albert Tingey	UK	76	82	79	80	317	54	Bertie Snowball	UK	85	84	80	82	331
11	James Edmundson	UK	80	72	76	82	310	33	Charles Roberts	UK	81	79	83	75	318	55	Alfred Lewis	UK	82	83	86	81	332
11	Tom Watt	UK	81	73	78	78	310	34	Percy Wyatt	UK	83	77	85	74	319	56	James Kay	UK	89	80	81	83	333
13	John Ball Jr (A)	England	74	78	78	81	311	35	Wilfred Reid	England	79	81	83	77	320	57	Arthur Grant	UK	85	83	79	88	335
13	Fred Collins	UK	78	77	77	79	311	35	Tom Williamson	UK	81	75	82	82	320	58	C.A. Hutchison (A)	UK	78	90	83	85	336
13	Ernest Gray	UK	68	79	83	81	311	37	James Donaldson	UK	78	78	84	81	321	58	W.L. Mackie	UK	81	80	85	90	336
13	William Leaver	UK	79	79	75	78	311	37	James Sherlock	UK	81	79	79	82	321	60	Charles Corlett	UK	85	87	83	83	338
13	Tom Vardon	England	77	79	76	79	311	39	Robert Thomson	UK	78	78	86	80	322	61	H. Naylor	UK	90	85	92	86	353
18	George Duncan	Scotland	79	77	80	76	312	40	John Park	UK	78	84	80	81	323	62	Tom Beck	UK	83	80	87	Wd	
18	John Graham Jr (A)	UK	76	82	76	78	312	41	George Cawsey	UK	80	80	80	84	324	62	Ernest Foord	UK	79	88	83	Wd	
18	George Pulford	UK	81	77	74	80	312	42	G. Charles	UK	82	83	81	79	325	62	Arthur Mitchell	UK	80	79	85	Wd	
18	Fred Robson	UK	72	79	83	78	312	42	William McEwan	UK	76	83	86	80	325	65	W.H. Fowler (A)	UK	82	Wd	-	-	
18	Alfred Toogood	UK	82	76	77	77	312	42	C.W. Pope	UK	85	79	84	77	325								



1907 – Royal Liverpool

Date: 20-21 June 1907

Champion: Arnaud Massy

Total: 312

Round Scores: 76 81 78 77

Total Purse: £125

First Prize: £50

Runner Up: J.H. Taylor

Leading Amateur: John Graham Jr

Field: 67

Leader each round

Round 1: Arnaud Massy, Walter Toogood 76

Round 2: Arnaud Massy 157

Round 3: J.H. Taylor 234

Low score for each round

Round 1: 76 Arnaud Massy, Walter Toogood

Round 2: 77 Tom Williamson

Round 3: 74 Harry Vardon

Final Round: 75 Tom Vardon



POS	PLAYER	COUNTRY	R1	R2	R3	R4	TOTAL
1	Arnaud Massy	France	76	81	78	77	312
2	J.H. Taylor	England	79	79	76	80	314
3	George Pulford	UK	81	78	80	78	317
3	Tom Vardon	England	81	81	80	75	317
5	James Braid	Scotland	82	85	75	76	318
5	Ted Ray	England	83	80	79	76	318
7	George Duncan	Scotland	83	78	81	77	319
7	Harry Vardon	England	84	81	74	80	319
7	Tom Williamson	UK	82	77	82	78	319
10	Tom Ball	UK	80	78	81	81	320
11	P.J. Gaudin	UK	83	84	80	76	323
12	Sandy Herd	Scotland	83	81	83	77	324
13	John Graham Jr (A)	UK	83	81	80	82	326
13	Walter Toogood	UK	76	86	82	82	326
15	John Ball Jr (A)	England	88	83	79	77	327
15	Fred Collins	UK	83	83	79	82	327
17	Alfred Matthews	UK	82	80	84	82	328
17	Charles Mayo	UK	86	78	82	82	328
17	Thomas Renouf	UK	83	80	82	83	328
20	Reginald Gray	UK	83	85	81	80	329
21	James Bradbeer	UK	83	85	82	80	330
21	G. Carter	UK	89	80	81	80	330
23	Jack Rowe	UK	83	83	85	80	331

POS	PLAYER	COUNTRY	R1	R2	R3	R4	TOTAL
24	Alfred Toogood	UK	87	83	85	77	332
25	Harry Kidd	UK	84	90	82	77	333
25	David McEwan	UK	89	83	80	81	333
25	Charles Roberts	UK	86	83	84	80	333
25	Alex Smith	USA	85	84	84	80	333
29	James Kinnell	UK	89	79	80	86	334
29	J.H. Oke	UK	86	85	82	81	334
31	H.H. Barker (A)	UK	89	81	82	83	335
31	Harry Cawsey	UK	85	93	77	80	335
31	William McEwan	UK	79	89	85	82	335
34	C.E. Dick (A)	UK	85	83	82	86	336
34	James Hepburn	UK	80	88	79	89	336
36	James Edmundson	UK	85	86	82	84	337
37	E.P. Gaudin	UK	88	88	82	80	338
37	Wilfred Reid	England	85	87	82	84	338
37	Robert Thomson	UK	86	87	85	80	338
37	Albert Tingey	UK	87	84	88	79	338
41	Ernest Gray	UK	87	84	83	85	339
41	William Horne	UK	91	80	81	87	339
41	Peter McEwan	UK	85	85	88	81	339
41	Arthur Mitchell	UK	94	83	81	81	339
45	Charles Corlett	UK	90	83	82	85	340
46	Fred Leach	UK	88	87	86	81	342

POS	PLAYER	COUNTRY	R1	R2	R3	R4	TOTAL
46	Ben Sayers Jr	UK	86	83	86	87	342
46	Ben Sayers	UK	86	83	86	87	342
46	Philip Wynne	UK	90	83	85	84	342
50	J.D. Edgar	UK	86	88	82	87	343
50	Harry Hamill	UK	86	87	84	86	343
50	Peter Rainford	UK	85	84	87	87	343
53	J.W. Taylor	UK	90	92	81	81	344
54	James Kay	UK	87	84	91	84	346
55	F.A. Larke	UK	91	86	84	86	347
56	William Lewis	UK	93	91	80	87	351
56	William Macnamara	UK	87	89	88	87	351
56	Ernest Risebro	UK	90	92	87	82	351
59	Arthur Day	UK	93	82	85	Wd	
59	Ernest Foord	UK	89	83	81	Wd	
59	A.J. Howlett	UK	91	89	87	Wd	
59	David Stephenson	UK	84	87	81	Wd	
63	A. Denholm	UK	90	87	Wd	-	
63	Rowland Jones	UK	90	85	Wd	-	
63	Andrew Kirkaldy	Scotland	84	87	Wd	-	
63	Alfred Lewis	UK	86	86	Wd	-	
67	Willie Park Jr	Scotland	Wd	-	-	-	



1905 – St Andrews

Date: 7-9 June 1905

Champion: James Braid

Total: 318

Round Scores: 81 78 78 81

Total Purse: £125

First Prize: £50

Runner Up: Rowland Jones

Leading Amateur: John Graham Jr

Field: 148

Cut/No. who advanced 36 holes: 172/45

Leader each round

Round 1: Sandy Herd, J.H. Taylor, Harry Vardon 80

Round 2: Rowland Jones 158

Round 3: James Braid 237


Low score for each round

Round 1: 80 Sandy Herd, J.H. Taylor, Harry Vardon

Round 2: 77 Rowland Jones

Round 3: 78 Tom Simpson, J.H. Taylor, James Braid

Final Round: 78 A. Smith, Ernest Gray, Rowland Jones



POS	PLAYER	COUNTRY	R1	R2	R3	R4	TOTAL
1	James Braid	Scotland	81	78	78	81	318
2	Rowland Jones	UK	81	77	87	78	323
2	J.H. Taylor	England	80	85	78	80	323
4	James Kinnell	UK	82	79	82	81	324
5	Ernest Gray	UK	82	81	84	78	325
5	Arnaud Massy	France	81	80	82	82	325
7	Robert Thomson	UK	81	81	82	83	327
8	James Sherlock	UK	81	84	80	83	328
9	Tom Simpson	UK	82	88	78	81	329
9	Harry Vardon	England	80	82	84	83	329
11	Ted Ray	England	85	82	81	82	330
11	Jack Rowe	UK	87	81	80	82	330
13	Willie Park Jr	Scotland	84	81	85	81	331
13	Tom Williamson	UK	84	81	79	87	331
15	Sandy Herd	Scotland	80	82	83	87	332
16	Thomas Renouf	UK	81	85	84	83	333
16	Alex Smith	USA	81	88	86	78	333
18	J.C. Johnstone	UK	85	86	84	80	335
18	Archie Simpson	UK	87	84	81	83	335
18	Tom Watt	UK	86	85	79	85	335
18	Jack White	Scotland	86	83	83	83	335
22	Fred Collins	UK	86	86	83	81	336
22	Percy Hills	UK	87	84	84	81	336
24	Ernest Foord	UK	85	86	84	83	338
24	James Hepburn	UK	84	84	87	83	338
24	William Hunter	UK	84	85	88	81	338
24	Andrew Kirkaldy	Scotland	83	83	83	89	338
28	David Stephenson	UK	84	86	83	86	339
28	Walter Toogood	UK	82	83	87	87	339
30	James Kay	UK	85	83	85	87	340
31	James Batley	UK	88	82	80	91	341
31	Willie Fernie	Scotland	83	86	82	90	341
33	H. Hunt	UK	81	89	84	89	343
33	Joseph Parr	UK	86	82	86	89	343
35	Ben Sayers	UK	84	88	85	87	344
36	Alfred Matthews	UK	84	84	87	92	347
37	Charles Gibson	UK	87	85	85	91	348
37	Wilfred Reid	England	81	88	85	94	348
39	Joshua Taylor	UK	89	83	91	88	351
40	Bob Simpson	UK	87	85	90	90	352
41	J. Johnston	UK	87	81	94	91	353
42	Harry Cawsey	UK	82	87	89	Wd	
42	John Graham Jr (A)	UK	83	84	85	Wd	
44	Alfred Toogood	UK	89	83	Wd	-	
44	Tom Vardon	England	84	86	Wd	-	
46	James Forrester	UK	84	89	-	-	
46	P.J. Gaudin	UK	86	87	-	-	
46	C. Ralph Smith	UK	87	86	-	-	
46	Percy Wyatt	UK	88	85	-	-	
50	Willie Anderson	UK	86	88	-	-	

POS	PLAYER	COUNTRY	R1	R2	R3	R4	TOTAL
50	A.G. Barry (A)	UK	90	84	-	-	
50	Alex Brown	UK	92	82	-	-	
50	George Cawkwell	UK	87	87	-	-	
50	L. Gourlay	UK	93	81	-	-	
50	Philip Wynne	UK	87	87	-	-	
56	J.D. Edgar	UK	90	85	-	-	
56	Harold Hilton (A)	England	87	88	-	-	
58	George Coburn	UK	89	87	-	-	
58	A. Denholm	UK	88	88	-	-	
58	John H. Hughes	UK	85	91	-	-	
58	T.M. Hunter (A)	UK	91	85	-	-	
58	C.A. Palmer (A)	UK	91	85	-	-	
58	G. Pannell	UK	90	86	-	-	
58	A.H. Scott	UK	93	83	-	-	
65	Willie Auchterlonie	Scotland	90	87	-	-	
65	George Cawsey	UK	85	92	-	-	
65	George Duncan	Scotland	88	89	-	-	
65	A. Gallacher (A)	UK	92	85	-	-	
65	D. Grant	UK	92	85	-	-	
65	Jack Kirkaldy	UK	89	88	-	-	
65	William Lewis	UK	90	87	-	-	
65	Robert Maxwell (A)	UK	89	88	-	-	
65	James Nelson	UK	89	88	-	-	
65	F.G. Renouf	UK	91	86	-	-	
65	Hon. Osmund Scott (A)	UK	88	89	-	-	
65	Albert Tingey	UK	91	86	-	-	
77	Alexander Guthrie	UK	93	85	-	-	
77	George Pulford	UK	82	96	-	-	
77	Tom Yeoman	UK	91	87	-	-	
80	Alfred Beck	UK	87	92	-	-	
80	J.L. Cassidy	UK	92	87	-	-	
80	Arthur Catlin	UK	93	86	-	-	
80	Frank Coltart	UK	88	91	-	-	
80	Walter Hambleton	UK	87	92	-	-	
80	W.H. Hutchings	UK	89	90	-	-	
80	A.F. Kettleby	UK	86	93	-	-	
80	George Lyon (A)	Canada	89	90	-	-	
80	Ernest Risebro	UK	88	91	-	-	
80	Edwin Sinclair	UK	87	92	-	-	
80	Maitland Walker	UK	89	90	-	-	
91	J.G. Craik (A)	UK	87	93	-	-	
91	Harry Hamill	UK	94	86	-	-	
91	T. Jamieson	UK	94	86	-	-	
91	T.A. Kennedy (A)	UK	91	89	-	-	
91	D. Kenny	UK	89	91	-	-	
91	W.L. Mackie	UK	91	89	-	-	
97	G.A. Cassidy	UK	92	89	-	-	
97	Robert Jacobs	UK	89	92	-	-	
97	A. Thomson	UK	92	89	-	-	
100	Thomas Hood	UK	95	87	-	-	

POS	PLAYER	COUNTRY	R1	R2	R3	R4	TOTAL
100	Charles Kennett	UK	92	90	-	-	
100	John McAndrew	UK	90	92	-	-	
100	T. Stevenson	UK	92	90	-	-	
104	C. Burgess	UK	93	90	-	-	
104	James Hutchison	UK	93	90	-	-	
104	Alfred Lewis	UK	89	94	-	-	
104	Fred Saunders	UK	95	88	-	-	
108	Ernest Beverley	UK	96	88	-	-	
108	J.S. Caird	UK	88	96	-	-	
108	Charles Roberts	UK	89	95	-	-	
108	Tom Walker	UK	89	95	-	-	
108	William Warburton	UK	94	90	-	-	
113	David Cuthbert	UK	94	91	-	-	
114	Joe Anderson	UK	91	95	-	-	
114	Jack Burns	Scotland	94	92	-	-	
114	Henry Loveridge	UK	93	93	-	-	
114	George Sargent	UK	98	88	-	-	
114	Harry Simpson	UK	94	92	-	-	
119	Ernest Metters	UK	98	89	-	-	
120	Douglas McEwan	UK	93	95	-	-	
121	G.P. Elder	UK	99	92	-	-	
121	A.E. Robb	UK	96	95	-	-	
121	Alex Weir	UK	98	93	-	-	
124	J. Bacon	UK	94	Wd	-	-	
124	Edward Bird	UK	97	Wd	-	-	
124	Edward Blackwell (A)	UK	87	Wd	-	-	
124	Frank Eaves	UK	94	Wd	-	-	
124	F. Findlay (A)	UK	92	Wd	-	-	
124	W.H. Fowler (A)	UK	86	Wd	-	-	
124	F. Goldsmith	UK	91	Wd	-	-	
124	F.A. Goss	UK	96	Wd	-	-	
124	Reginald Gray	UK	91	Wd	-	-	
124	N.F. Hunter (A)	UK	87	Wd	-	-	
124	J.B. Hutchison	UK	89	Wd	-	-	
124	W. Hutchison	UK	84	Wd	-	-	
124	William McEwan	UK	93	Wd	-	-	
124	Tom Parr	UK	92	Wd	-	-	
124	Ernest Roberts	UK	91	Wd	-	-	
124	A.G. Scott	UK	94	Wd	-	-	
124	A.B. Sunter	UK	95	Wd	-	-	
124	E. Thompson	UK	95	Wd	-	-	
124	William Winton	UK	91	Wd	-	-	
124	W. Wright (A)	UK	93	Wd	-	-	
144	John Duncan	UK	Wd	-	-	-	
144	John W. Fulford	UK	Wd	-	-	-	
144	Angus Hambro (A)	UK	Wd	-	-	-	
144	Captain Johnson (A)	UK	Wd	-	-	-	
144	Willie Wallis	UK	Wd	-	-	-	

Braid escapes the railway to capture second Open

James Braid was born in Elie, 12 miles from St Andrews, and there were 4,000 people on hand to cheer a local man to victory in the 1905 Open.

It was Braid's second title, having finished second, fifth and second again since his first win at Muirfield in 1901. Many years earlier he had been a young boy watching former Champion Jamie Anderson play at Elie. When Anderson watched the youngster hit balls, he said Braid might be a future Champion if he kept practising.

Old Tom Morris was still going strong at 83 and was the official starter, although he had retired from looking after the Old Course. Recent changes had introduced a number of pot bunkers which the players disliked and dismissed as "spittoons". With strong winds on the first day, no one beat 80. In fact there were only 11 scores in the 70s all tournament and Braid had two of them.

After rounds of 81 and 78, another 78 in the third round put him six clear of the field. A closing 81 gave him a five-stroke victory over Wimbledon's Rowland Jones, the halfway leader after a 77 in the second round, and JH Taylor, the winner of the last two Opens at St Andrews.

Braid twice went onto the railway line on the 15th and 16th holes, costing him a 6 on each occasion. The tracks were not then out of bounds and at the 16th, having been in a bunker off the tee, his second shot finished against metal support. His first attempt moved the ball only a few feet and his next went over the green.

He then played a terrific chip-and-run to a couple of inches to limit the damage. Braid received so many letters of congratulation that he post a note of thanks in *Golf Illustrated*.





1904 – Royal St George's

Date: 8-10 June 1904

Champion: Jack White

Total: 296

Round Scores: 80 75 72 69

Total Purse: £125

First Prize: £50

Runner Up: James Braid

Leading Amateur: John Graham Jr

Field: 143

Cut/No. who advanced 36 holes: 168/52

Leader each round

Round 1: Robert Thomson 75

Round 2: Harry Vardon 149

Round 3: James Braid 226

Low score for each round

Round 1: 75 Robert Thomson

Round 2: 71 James Sherlock

Round 3: 69 James Braid

Final Round: 68 J.H. Taylor



POS	PLAYER	COUNTRY	R1	R2	R3	R4	TOTAL
1	Jack White	Scotland	80	75	72	69	296
2	James Braid	Scotland	77	80	69	71	297
2	J.H. Taylor	England	77	78	74	68	297
4	Tom Vardon	England	77	77	75	72	301
5	Harry Vardon	England	76	73	79	74	302
6	James Sherlock	UK	83	71	78	77	309
7	John Graham Jr (A)	UK	76	76	78	80	310
7	Andrew Kirkaldy	Scotland	78	79	74	79	310
9	Sandy Herd	Scotland	84	76	76	75	311
10	Robert Maxwell (A)	UK	80	80	76	77	313
10	Ben Sayers	UK	80	80	76	77	313
12	Willie Park Jr	Scotland	84	72	81	78	315
12	Ted Ray	England	81	81	77	76	315
12	Robert Thomson	UK	75	76	80	84	315
12	Alfred Toogood	UK	88	76	74	77	315
16	George Coburn	UK	79	82	75	80	316
16	Jack Rowe	UK	86	82	75	73	316
18	John Ball Jr (A)	England	83	78	79	78	318
19	George Cawsey	UK	82	80	78	79	319
19	Fred Collins	UK	88	77	75	79	319
19	Ernest Gray	UK	84	77	74	84	319
22	J.S. Worthington (A)	UK	85	79	78	78	320
23	Thomas Renouf	UK	82	79	79	81	321
24	P.J. Gaudin	UK	79	83	80	80	322
24	Alfred Matthews	UK	85	81	78	78	322
26	A. Thomson	UK	86	81	75	81	323
27	Edward Blackwell (A)	UK	88	77	81	79	325
27	George Cawkwell	UK	83	83	79	80	325
27	Rowland Jones	UK	89	77	77	82	325
30	A. Bellworthy	UK	82	84	83	77	326
30	James Hepburn	UK	87	80	79	80	326
30	Percy Hills	UK	85	83	80	78	326
33	William Leaver	UK	85	80	82	81	328
33	G. Pannell	UK	82	84	81	81	328
35	A. Denholm	UK	86	79	84	80	329
35	Ernest Risebro	UK	85	81	85	78	329
35	Percy Wyatt	UK	83	82	81	83	329
38	Charles Neaves	UK	86	80	80	85	331
38	Charles Roberts	UK	83	82	86	80	331
40	H.A. Howlett	UK	88	79	86	79	332
41	Harry Cawsey	UK	80	83	88	82	333
41	W.C. Gaudin	UK	84	84	79	86	333
43	William McEwan	UK	86	81	86	85	338
43	Tom Yeoman	UK	86	81	86	85	338
45	Reginald Gray	UK	86	82	87	89	344
46	Samuel Mure Fergusson (A)	UK	83	80	87	Wd	
46	David Stephenson	UK	86	80	80	Wd	
48	G. Charles	UK	83	83	NR	-	

POS	PLAYER	COUNTRY	R1	R2	R3	R4	TOTAL
48	Willie Fernie	Scotland	84	79	Wd	-	
48	Harry Harris	UK	84	82	Wd	-	
48	Arnaud Massy	France	83	85	Wd	-	
48	George Pulford	UK	81	85	Wd	-	
53	William Hunter	UK	83	86	-	-	
53	John Milne	UK	88	81	-	-	
53	C. Ralph Smith	UK	88	81	-	-	
56	S.H. Fry (A)	UK	88	82	-	-	
56	Harry Fulford	UK	84	86	-	-	
56	Arthur Mitchell	UK	84	86	-	-	
59	Angus Hambro (A)	UK	88	83	-	-	
59	David McEwan	UK	84	87	-	-	
59	Tom Parr	UK	87	84	-	-	
59	Walter Toogood	UK	86	85	-	-	
59	Walter Travis (A)	USA	83	88	-	-	
64	G. Bradbeer	UK	86	86	-	-	
64	H. Hunt	UK	81	91	-	-	
64	J.W. Taylor	UK	86	86	-	-	
64	Tom Williamson	UK	89	83	-	-	
68	James Kinnell	UK	84	89	-	-	
68	Archie Simpson	UK	84	89	-	-	
68	Samuel Whiting	UK	89	84	-	-	
71	G.A. Cassidy	UK	89	85	-	-	
71	Frank Coltart	UK	87	87	-	-	
71	A. Davey	UK	88	86	-	-	
71	James Kay	UK	88	86	-	-	
71	Peter McEwan	UK	88	86	-	-	
71	Philip Wynne	UK	90	84	-	-	
77	Tom Ball	UK	90	85	-	-	
77	A. Fowler	UK	85	90	-	-	
77	F.G. Renouf	UK	92	83	-	-	
80	C.E. Hambro (A)	UK	89	87	-	-	
80	John Hill	UK	87	89	-	-	
80	Robert Munro	UK	91	85	-	-	
80	William Winton	UK	91	85	-	-	
84	J.D. Edgar	UK	89	88	-	-	
84	Ben Goss	UK	89	88	-	-	
84	Thomas Hood	UK	84	93	-	-	
84	W.L. Mackie	UK	91	86	-	-	
84	H.G. Peck	UK	91	86	-	-	
89	Hugh Logan	UK	92	86	-	-	
89	Wilfred Reid	England	89	89	-	-	
91	S.J. Cooper	UK	91	88	-	-	
91	William Lewis	UK	90	89	-	-	
93	H. Woods	UK	91	89	-	-	
94	George Duncan	Scotland	94	87	-	-	
94	Herbert Strong	UK	93	88	-	-	
96	John H. Hughes	UK	99	83	-	-	

POS	PLAYER	COUNTRY	R1	R2	R3	R4	TOTAL
96	E.W. Johnson	UK	90	92	-	-	
96	T. King	UK	96	86	-	-	
99	J.C. Hutchison	UK	93	91	-	-	
99	C. Johnson	UK	96	88	-	-	
101	Cuthbert Butchart	UK	95	90	-	-	
101	J.S. Caird	UK	96	89	-	-	
101	C. Davey	UK	91	94	-	-	
101	M. Ketley	UK	95	90	-	-	
105	J. Bacon	UK	96	90	-	-	
106	Ernest Newbery	UK	99	88	-	-	
107	G.H. Stephenson	UK	93	96	-	-	
108	Charles Lawrence	UK	96	94	-	-	
108	L.B. Stevens (A)	UK	97	93	-	-	
110	Henry Chestney	UK	99	95	-	-	
111	B. Smith (A)	UK	101	94	-	-	
111	J. Walker	UK	101	94	-	-	
113	Albert Tingey	UK	90	-	-	-	
114	James Batley	UK	Wd	-	-	-	
114	Alfred Beck	UK	Wd	-	-	-	
114	E.M. Byers (A)	USA	Wd	-	-	-	
114	J.L. Cassidy	UK	Wd	-	-	-	
114	Joseph Dagleish	UK	Wd	-	-	-	
114	W.G. Divall	UK	Wd	-	-	-	
114	Ernest Foord	UK	Wd	-	-	-	
114	D.S. Froy (A)	UK	Wd	-	-	-	
114	John W. Fulford	UK	Wd	-	-	-	
114	F. Goldsmith	UK	Wd	-	-	-	
114	F.A. Goss	UK	Wd	-	-	-	
114	A. Hills	UK	Wd	-	-	-	
114	Harold Hilton (A)	England	Wd	-	-	-	
114	N.F. Hunter (A)	UK	Wd	-	-	-	
114	A.J. Iffe	UK	DQ	-	-	-	
114	Alfred Lewis	UK	Wd	-	-	-	
114	W.E. Mason (A)	UK	Wd	-	-	-	
114	John McAndrew	UK	Wd	-	-	-	
114	Ernest Metters	UK	Wd	-	-	-	
114	Rupert Mundy	UK	Wd	-	-	-	
114	Joseph Parr	UK	Wd	-	-	-	
114	C.W. Pope	UK	Wd	-	-	-	
114	J.T. Pople	UK	Wd	-	-	-	
114	Jack Randall	UK	Wd	-	-	-	
114	Arthur Reid	UK	Wd	-	-	-	
114	George Sargent	UK	DQ	-	-	-	
114	Maitland Walker	UK	Wd	-	-	-	
114	Robert F. Walker	UK	Wd	-	-	-	
114	Willie Wallis	UK	Wd	-	-	-	
114	J. Whitehead	UK	Wd	-	-	-	



1903 – Prestwick

Date: **10-11 June 1903**
 Champion: **Harry Vardon**
 Total: **300**
 Round Scores: **73 77 72 78**
 Total Purse: **£125**
 First Prize: **£50**
 Runner Up: **Tom Vardon**
 Leading Amateur: **Robert Maxwell**
 Field: **124**
 Cut/No. who advanced 36 holes: **169/59**

Leader Each Round
 Round 1: **Sandy Herd, Harry Vardon 73**
 Round 2: **Harry Vardon 150**
 Round 3: **Harry Vardon 222**

Low score for each round
 Round 1: **73 Sandy Herd, Harry Vardon**
 Round 2: **74 William Hunter**
 Round 3: **72 Harry Vardon**
 Final Round: **74 Tom Vardon**

POS	PLAYER	COUNTRY	R1	R2	R3	R4	TOTAL
1	Harry Vardon	England	73	77	72	78	300
2	Tom Vardon	England	76	81	75	74	306
3	Jack White	Scotland	77	78	74	79	308
4	Sandy Herd	Scotland	73	83	76	77	309
5	James Braid	Scotland	77	79	79	75	310
6	A.H. Scott	UK	77	77	83	77	314
6	Robert Thomson	UK	83	78	77	76	314
8	William Leaver	UK	79	79	77	80	315
9	George Cawsey	UK	80	78	76	82	316
9	J.H. Taylor	England	80	82	78	76	316
11	Andrew Kirkaldy	Scotland	82	79	78	78	317
11	Tom Williamson	UK	76	80	79	82	317
13	William Hunter	UK	81	74	79	84	318
13	Robert Maxwell (A)	UK	82	84	76	76	318
15	Ernest Gray	UK	77	83	79	80	319
15	James Kinnell	UK	78	86	76	79	319
15	Willie Park Jr	Scotland	78	86	80	75	319
18	A. Bellworthy	UK	80	86	77	77	320
18	David Kinnell	UK	82	78	80	80	320
18	George Pulford	UK	79	86	79	76	320
18	Alfred Toogood	UK	86	77	80	77	320
22	John Hunter	UK	77	79	84	81	321
22	Ben Sayers	UK	79	84	80	78	321
24	Ted Ray	England	90	78	80	75	323
25	Willie Fernie	Scotland	78	81	76	89	324
25	James Hepburn	UK	78	82	87	77	324
25	Harold Hilton (A)	England	81	79	83	81	324
25	Rowland Jones	UK	82	82	81	79	324
25	John Milne	UK	81	86	79	78	324
30	George Coburn	UK	81	82	75	87	325
30	J.H. Oke	UK	80	81	81	83	325
30	Archie Simpson	UK	79	85	80	81	325
33	R. Andrew (A)	UK	78	85	79	84	326
34	Ernest Foord	UK	80	84	81	82	327
34	James Kay	UK	86	82	80	79	327
34	Peter Rainford	UK	82	83	78	84	327
37	J.S. Donaldson (A)	UK	83	84	81	80	328
37	John E. Laidlay (A)	UK	81	88	81	78	328
37	F.A. Larke	UK	82	87	78	81	328
37	Alfred Lewis	UK	80	82	81	85	328
37	Arnaud Massy	France	81	84	77	86	328
37	J.W. Taylor	UK	80	82	82	84	328

POS	PLAYER	COUNTRY	R1	R2	R3	R4	TOTAL
37	Tom Yeoman	UK	81	86	83	78	328
44	Harry Cawsey	UK	80	88	80	81	329
45	Willie Auchterlonie	Scotland	83	84	79	84	330
45	Fred Collins	UK	84	82	85	79	330
45	Joseph Parr	UK	81	84	80	85	330
48	William McEwan	UK	85	78	88	80	331
49	R.W. Orr (A)	UK	79	90	82	82	333
49	James Robb (A)	UK	83	80	85	85	333
51	James Batley	UK	79	87	83	85	334
51	L. Gourlay	UK	82	85	83	84	334
53	Charles Neaves	UK	86	81	79	89	335
53	Wilfred Reid	England	81	86	84	84	335
55	Alfred Beck	UK	83	85	89	86	343
56	John Hill	UK	85	84	88	87	344
57	G.A. Cassidy	UK	85	84	86	90	345
58	John H. Hughes	UK	81	87	83	Wd	
58	George Sargent	UK	80	84	83	Wd	
60	W. Brown	UK	82	88	-	-	
60	Douglas McEwan	UK	83	87	-	-	
60	Peter McEwan	UK	85	85	-	-	
60	Ernest Risebro	UK	85	85	-	-	
60	James Sherlock	UK	84	86	-	-	
65	George Duncan	Scotland	85	86	-	-	
65	David Stephenson	UK	80	91	-	-	
65	Albert Tingey	UK	85	86	-	-	
68	J.L. Cassidy	UK	85	87	-	-	
68	John Duncan	UK	86	86	-	-	
68	James Forrester	UK	88	84	-	-	
68	David Grant Jr	UK	90	82	-	-	
68	Alexander Guthrie	UK	87	85	-	-	
68	C.B. Macfarlane (A)	UK	90	82	-	-	
68	C. Ralph Smith	UK	89	83	-	-	
68	N. Smith	UK	82	90	-	-	
76	John McAndrew	UK	87	86	-	-	
76	Jack Rowe	UK	88	85	-	-	
76	Alexander Stuart (A)	UK	85	88	-	-	
79	D. Black	UK	86	88	-	-	
79	F. Cox	UK	86	88	-	-	
79	John Park	UK	87	87	-	-	
79	F. Weston	UK	87	87	-	-	
83	D.A. Given	UK	89	86	-	-	
83	T.M. Hunter (A)	UK	92	83	-	-	

POS	PLAYER	COUNTRY	R1	R2	R3	R4	TOTAL
85	Ben Goss	UK	83	93	-	-	
85	W. McDowall	UK	91	85	-	-	
85	John Tulloch	UK	89	87	-	-	
88	Charles Roberts	UK	87	90	-	-	
89	Peter Paxton	UK	91	87	-	-	
89	Herbert Strong	UK	87	91	-	-	
91	Charles Gibson	UK	90	89	-	-	
92	Ernest Pursey	UK	91	89	-	-	
92	William Winton	UK	91	89	-	-	
94	Ben Campbell	UK	89	92	-	-	
94	J.G. Craik (A)	UK	86	95	-	-	
94	Joseph Dalgleish	UK	89	92	-	-	
94	H. Roberts	UK	96	85	-	-	
98	Robert Tait	UK	91	91	-	-	
99	T. Cavanagh (A)	UK	91	92	-	-	
99	R. Wakerley	UK	93	90	-	-	
101	J.S. Caird	UK	90	95	-	-	
102	J. McAvoy (A)	UK	90	97	-	-	
103	Frank Coltart	UK	93	Wd	-	-	
103	G.T. Crosland (A)	UK	89	Wd	-	-	
103	G.P. Elder	UK	85	Wd	-	-	
103	W.H. Fowler (A)	UK	94	Wd	-	-	
103	F. Goldsmith	UK	86	Wd	-	-	
103	F.A. Goss	UK	88	Wd	-	-	
103	C.E. Hambro (A)	UK	92	Wd	-	-	
103	H. Hunt	UK	87	Wd	-	-	
103	N.F. Hunter (A)	UK	82	Wd	-	-	
103	R. Hunter (A)	UK	96	Wd	-	-	
103	Hugh Logan	UK	86	Wd	-	-	
103	A. Macdonald (A)	UK	93	Wd	-	-	
103	H.B. McCarthy (A)	UK	89	Wd	-	-	
103	Arthur Reid	UK	88	Wd	-	-	
103	Thomas Renouf	UK	83	Wd	-	-	
103	Fred Saunders	UK	88	Wd	-	-	
103	Alex Weir	UK	96	Wd	-	-	
120	W.A. Henderson (A)	UK	Wd	-	-	-	
120	William Lewis	UK	Wd	-	-	-	
120	A. McLaren	UK	Wd	-	-	-	
120	Hugh Morris	UK	Wd	-	-	-	
120	Walter Toogood	UK	Wd	-	-	-	



1902 – Royal Liverpool

Date: 4-5 June 1902

Champion: **Sandy Herd**

Total: **307**

Round Scores: **77 76 73 81**

Total Purse: **£125**

First Prize: **£50**

Runner Up: **James Braid**

Leading Amateur: **Robert Maxwell**

Field: **112**

Cut/No. who advanced 36 holes: **168/45**

Leader each round

Round 1: **Harry Vardon 72**

Round 2: **Harry Vardon 149**

Round 3: **Sandy Herd 226**


Low score for each round

Round 1: **72 Harry Vardon**

Round 2: **74 Ted Ray**

Round 3: **73 Sandy Herd**


Final Round: **74 James Braid, Robert Maxwell (A)**



POS	PLAYER	COUNTRY	R1	R2	R3	R4	TOTAL
1	Sandy Herd	Scotland	77	76	73	81	307
2	James Braid	Scotland	78	76	80	74	308
2	Harry Vardon	England	72	77	80	79	308
4	Robert Maxwell (A)	UK	79	77	79	74	309
5	Tom Vardon	England	80	76	78	79	313
6	Harold Hilton (A)	England	79	76	81	78	314
6	James Kinnell	UK	78	80	79	77	314
6	J.H. Taylor	England	81	76	77	80	314
9	Ted Ray	England	79	74	85	80	318
10	Andrew Kirkaldy	Scotland	77	78	83	82	320
10	Arnaud Massy	France	77	81	78	84	320
12	Willie Fernie	Scotland	76	82	84	79	321
12	Rowland Jones	UK	79	78	85	79	321
14	S.H. Fry (A)	UK	78	79	80	85	322
15	John Ball Jr (A)	England	79	79	84	81	323
15	Jack Rowe	UK	79	78	85	81	323
17	James Sherlock	UK	79	84	80	81	324
18	Jack White	Scotland	82	75	82	86	325
19	Ben Sayers	UK	84	80	80	82	326
20	Thomas Renouf	UK	84	82	77	84	327
20	Walter Toogood	UK	83	83	80	81	327
22	George Pulford	UK	81	81	85	81	328
23	F. Jackson	UK	80	81	83	85	329
23	Willie Park Jr	Scotland	79	82	82	86	329
25	William McEwan	UK	83	84	81	82	330
25	Tom Yeoman	UK	85	83	79	83	330
27	C. Ralph Smith	UK	85	79	85	82	331
28	David Herd	UK	82	81	84	85	332
28	Peter Rainford	UK	78	79	88	87	332
30	Archie Simpson	UK	88	79	85	81	333
30	Tom Williamson	UK	78	80	90	85	333
32	G.A. Cassidy	UK	80	82	87	85	334

POS	PLAYER	COUNTRY	R1	R2	R3	R4	TOTAL
32	Fred Collins	UK	83	84	84	83	334
32	T.M. Hunter (A)	UK	84	80	84	86	334
35	A.H. Scott	UK	84	84	82	85	335
36	Peter McEwan	UK	84	84	82	86	336
37	H. Holden (A)	UK	82	82	87	87	338
38	Willie Auchterlonie	Scotland	83	84	86	86	339
38	W.C. Gaudin	UK	81	84	89	85	339
38	William Leaver	UK	85	82	82	90	339
41	William Lewis	UK	83	84	89	87	343
42	John Graham Jr (A)	UK	82	81	Wd	-	-
42	Harry Hamill	UK	77	83	Wd	-	-
42	N.F. Hunter (A)	UK	82	81	Wd	-	-
42	F.M. MacKenzie (A)	UK	80	81	Wd	-	-
46	George Cawkwell	UK	82	87	-	-	-
46	James Hepburn	UK	87	82	-	-	-
46	Douglas McEwan	UK	83	86	-	-	-
49	A.C. Blain (A)	UK	83	87	-	-	-
49	Alfred Lewis	UK	83	87	-	-	-
49	Hugh McNeill	UK	84	86	-	-	-
49	Robert Munro	UK	83	87	-	-	-
49	Alfred Vardon	England	85	85	-	-	-
54	James Forrester	UK	85	86	-	-	-
54	J.W. Gaudin	UK	81	90	-	-	-
54	P.J. Gaudin	UK	90	81	-	-	-
54	Percy Hills	UK	86	85	-	-	-
54	A.J. Ife	UK	86	85	-	-	-
54	H.F. Kerr (A)	UK	88	83	-	-	-
54	Ernest Risebro	UK	87	84	-	-	-
54	Charles Roberts	UK	87	84	-	-	-
54	Fred Saunders	UK	86	85	-	-	-
54	J.W. Taylor	UK	85	86	-	-	-
64	R. Dunlop	UK	88	84	-	-	-

POS	PLAYER	COUNTRY	R1	R2	R3	R4	TOTAL
64	James Kay	UK	88	84	-	-	-
64	George Sargent	UK	86	86	-	-	-
64	Edward Smith	UK	83	89	-	-	-
68	Harry Fulford	UK	86	87	-	-	-
68	J.L. Hutchinson	UK	87	86	-	-	-
68	F. Weston	UK	86	87	-	-	-
71	G. Charles	UK	87	87	-	-	-
71	Walter Hambleton	UK	91	83	-	-	-
71	J.H. Oke	UK	90	84	-	-	-
74	C. Callaway	UK	88	87	-	-	-
74	John Hill	UK	87	88	-	-	-
74	Peter Paxton	UK	91	84	-	-	-
74	Tom Simpson	UK	89	86	-	-	-
78	Tom Ball	UK	91	85	-	-	-
78	J.G. Craik (A)	UK	91	85	-	-	-
78	H. Hunt	UK	86	90	-	-	-
78	Joshua Taylor	UK	91	85	-	-	-
82	W.H. Hutchings	UK	90	87	-	-	-
83	Daniel Brown	Scotland	89	89	-	-	-
84	Alfred Beck	UK	-	-	-	-	-
84	Hon. Harold Finch-Hatton (A)	UK	-	-	-	-	-
84	David Grant Jr	UK	-	-	-	-	-
84	Ernest Pursey	UK	-	-	-	-	-
88	James Paxton	UK	-	-	-	-	-
89	Harry Tuck	UK	-	-	-	-	-
90	Robert Fullerton	UK	-	-	-	-	-
90	A.E. Reid	UK	-	-	-	-	-
90	Samuel Whiting	UK	-	-	-	-	-
93	Charles Hutchings (A)	UK	NR	-	-	-	-
93	Thomas Parr (A)	UK	NR	-	-	-	-
93	Earl of Winchelsea (A)	UK	NR	-	-	-	-



1901 – Muirfield

Date: 5-6 June 1901
 Champion: **James Braid**
 Total: **309**
 Round Scores: **79 76 74 80**
 Total Purse: **£125**
 First Prize: **£50**
 Runner Up: **Harry Vardon**
 Leading Amateur: **Harold Hilton**
 Field: **100**
 Cut/No. who advanced 36 holes: **175/38**

Leader each round
 Round 1: **Harry Vardon 77**
 Round 2: **James Braid, Harry Vardon 155**
 Round 3: **James Braid 229**

Low score for each round
 Round 1: **77 Harry Vardon**
 Round 2: **76 James Braid**
 Round 3: **74 James Braid, J.H. Taylor, Ted Ray**
 Final Round: **76 P.J. Gaudin, Sandy Herd, Harold Hilton (A)**

POS	PLAYER	COUNTRY	R1	R2	R3	R4	TOTAL
1	James Braid	Scotland	79	76	74	80	309
2	Harry Vardon	England	77	78	79	78	312
3	J.H. Taylor	England	79	83	74	77	313
4	Harold Hilton (A)	England	89	80	75	76	320
5	Sandy Herd	Scotland	87	81	81	76	325
6	Jack White	Scotland	82	82	80	82	326
7	James Kinnell	UK	79	85	86	78	328
7	John E. Laidlay (A)	UK	84	82	82	80	328
9	P.J. Gaudin	UK	86	81	86	76	329
9	John Graham Jr (A)	UK	82	83	81	83	329
11	Rowland Jones	UK	85	82	81	83	331
12	Ted Ray	England	87	84	74	87	332
12	Thomas Renouf	UK	83	86	81	82	332
12	Tom Yeoman	UK	85	83	82	82	332
15	Fred Collins	UK	89	80	81	84	334
15	Samuel Mure Fergusson (A)	UK	84	86	82	82	334
15	J.H. Oke	UK	91	83	80	80	334
18	Andrew Kirkaldy	Scotland	82	87	86	81	336
18	Alfred Lewis	UK	85	82	83	86	336
18	Willie Park Jr	Scotland	78	87	81	90	336
18	A.H. Scott	UK	85	90	81	80	336
22	Charles Neaves	UK	84	87	81	85	337
22	Laurie Waters	UK	86	87	86	78	337
24	C. Dalziel (A)	UK	82	84	89	83	338
25	David Herd	UK	90	80	82	87	339
25	James Hutchison	UK	84	83	91	81	339
25	Jack Ross	UK	84	85	86	84	339
28	Walter Toogood	UK	87	86	85	82	340
29	Willie Auchterlonie	Scotland	86	82	88	86	342
29	David McEwan	UK	86	84	86	86	342
31	James Kay	UK	89	84	86	86	345
32	George Sargent	UK	81	90	86	89	346
33	W.C. Gaudin	UK	92	83	87	88	350
34	Alex Marr	UK	87	87	93	91	358

POS	PLAYER	COUNTRY	R1	R2	R3	R4	TOTAL
35	Willie Fernie	Scotland	88	83	81	Wd	
35	R. Turnbull	UK	87	87	83	Wd	
37	A. Denholm	UK	89	84	Wd	-	
37	Tom Vardon	England	87	86	Wd	-	
39	Harry Harris	UK	87	89	-	-	
39	James Hepburn	UK	90	86	-	-	
39	John Low (A)	UK	88	88	-	-	
39	J.W. Taylor	UK	92	84	-	-	
43	Alex Brown	UK	87	90	-	-	
43	J.L. Cassidy	UK	92	85	-	-	
43	L. Gourlay	UK	86	91	-	-	
43	Peter Paxton	UK	91	86	-	-	
43	Ben Sayers	UK	87	90	-	-	
43	Tom Simpson	UK	89	88	-	-	
49	Ernest Foord	UK	89	89	-	-	
49	Robert Tait	UK	89	89	-	-	
49	W.R. Thomson	UK	93	85	-	-	
49	Tom Williamson	UK	91	87	-	-	
53	James Forrester	UK	88	91	-	-	
53	David Grant Jr	UK	88	91	-	-	
53	Douglas McEwan	UK	92	87	-	-	
53	P. Robertson	UK	90	89	-	-	
53	C. Ralph Smith	UK	88	91	-	-	
53	Robert Thomson	UK	89	90	-	-	
59	John Hunter	UK	93	87	-	-	
60	James Batley	UK	97	84	-	-	
60	H. Cunningham (A)	UK	95	86	-	-	
60	J. Livingstone (A)	UK	93	88	-	-	
60	David Stephenson	UK	93	88	-	-	
64	Cuthbert Butchart	UK	89	93	-	-	
64	R. Elder	UK	92	90	-	-	
64	Mungo Park Jr	UK	96	86	-	-	
64	A.M. Ross (A)	UK	91	91	-	-	
64	Fred Saunders	UK	92	90	-	-	

POS	PLAYER	COUNTRY	R1	R2	R3	R4	TOTAL
69	Fred Hocking	UK	92	91	-	-	
69	John H. Hughes	UK	92	91	-	-	
69	W.H. Hutchings	UK	93	90	-	-	
69	F.A. Larke	UK	92	91	-	-	
69	J. McKay	UK	91	92	-	-	
69	William Winton	UK	91	92	-	-	
75	J. McCulloch (A)	UK	93	91	-	-	
75	J.M. Williamson (A)	UK	92	92	-	-	
77	W.H. Fowler (A)	UK	96	89	-	-	
77	George Turnbull	UK	92	93	-	-	
79	T.M. Hunter (A)	UK	90	88	-	-	
79	Ernest Pursey	UK	97	89	-	-	
81	T. Cavanagh (A)	UK	93	94	-	-	
81	Thomas Currie	UK	96	91	-	-	
83	Robert F. Walker	UK	97	93	-	-	
84	Harry Tuck	UK	98	94	-	-	
85	J.S. Caird	UK	101	93	-	-	
86	David Anderson Jr	UK	97	Wd	-	-	
86	O.C. Bevan (A)	UK	86	Wd	-	-	
86	D.S. Froy (A)	UK	95	Wd	-	-	
86	John Gairdner (A)	UK	85	Wd	-	-	
86	Charles Gibson	UK	89	Wd	-	-	
86	Walter Kirk	UK	89	Wd	-	-	
86	A. Macdonald (A)	UK	95	Wd	-	-	
86	Robert Munro	UK	95	Wd	-	-	
86	James Sherlock	UK	91	Wd	-	-	
86	John Wilson	UK	99	Wd	-	-	
96	G.A. Cassidy	UK	NR	-	-	-	
96	Joseph Dagleish	UK	NR	-	-	-	
96	W.C. Goodwin	UK	NR	-	-	-	
96	William Lewis	UK	NR	-	-	-	
96	Albert Tingey	UK	NR	-	-	-	



1900 – St Andrews

Date: 6-7 June 1900

Champion: J.H. Taylor

Total: 309

Round Scores: 79 77 78 75

Total Purse: £125

First Prize: £50

Runner Up: Harry Vardon

Leading Amateur: Robert Maxwell

Field: 81

Cut/No. who advanced 36 holes: 175/46

Leader each round

Round 1: J.H. Taylor, Harry Vardon, Tom Vardon 79

Round 2: J.H. Taylor 156

Round 3: J.H. Taylor 234

Low score for each round

Round 1: 79 J.H. Taylor, Harry Vardon, Tom Vardon

Round 2: 77 J.H. Taylor

Round 3: 78 J.H. Taylor

Final round: 75 J.H. Taylor



Taylor romps to second Old Course victory

When JH Taylor was going for three wins in a row in 1896 it was Harry Vardon who prevented the hat-trick.

Taylor now returned the favour and did so by winning the 1900 Open at St Andrews in majestic fashion. He beat Vardon by no less than eight strokes, with James Braid a further five behind.

Taylor recorded four rounds in the 70s, whereas there had only previously been a total of five scores under 80 in The Open on the Old Course, though Taylor owned two of them.

This was his second victory at St Andrews, following his win in 1895, and only Bob Martin, in 1876 and 1885, had done similarly. Taylor's total of 309 beat his effort five years earlier by no less than 13 strokes.

Taylor and Vardon shared the lead after the first round with scores of 79 but thereafter Taylor not only lead on his own after each round, he had the best score each time. He had a 77 to Vardon's 81 in the second round, then a 78 to Vardon's 80 in the third round. In front of the largest gallery ever seen for The Open, Taylor then scored a 75, the best score yet on the Old Course in The Open, while


Vardon had a 77. "It was a victory due to superb golf in every department of the game," said The Scotsman.

Taylor and Vardon had now won six out of seven Opens and The Scotsman worried that golf was "losing its 'glorious uncertainty' which many regard as its peculiar attraction". Yet Braid was about to start a run of five victories in ten years. This was the first of three times what would become known as the Great Triumvirate would finish in the top-three and the next two times Braid would be the winner.

POS	PLAYER	COUNTRY	R1	R2	R3	R4	TOTAL
1	J.H. Taylor	England	79	77	78	75	309
2	Harry Vardon	England	79	81	80	77	317
3	James Braid	Scotland	82	81	80	79	322
4	Jack White	Scotland	80	81	82	80	323
5	Willie Auchterlonie	Scotland	81	85	80	80	326
6	Willie Park Jr	Scotland	80	83	81	84	328
7	Robert Maxwell (A)	UK	81	81	86	81	329
7	Archie Simpson	UK	82	85	83	79	329
9	Ben Sayers	UK	81	83	85	81	330
10	Sandy Herd	Scotland	81	85	81	84	331
10	Andrew Kirkaldy	Scotland	87	83	82	79	331
10	Tom Vardon	England	79	87	84	81	331
13	Ted Ray	England	88	80	85	81	334
14	David Anderson Jr	UK	81	87	85	84	337
14	Tom Simpson	UK	84	86	83	84	337
16	William Greig (A)	UK	93	84	80	81	338
16	Harold Hilton (A)	England	83	87	87	81	338
18	J.W. Taylor	UK	91	81	84	83	339
19	Jack Kirkaldy	UK	86	85	87	82	340
19	Peter Paxton	UK	87	87	79	87	340
21	Peter McEwan	UK	85	80	89	87	341
22	P.J. Gaudin	UK	85	88	81	88	342
22	James Kay	UK	84	81	87	90	342
22	F.M. MacKenzie (A)	UK	88	82	89	83	342
22	A.H. Scott	UK	84	84	84	90	342
26	George Coburn	UK	83	88	83	89	343
26	W.H. Fowler (A)	UK	86	85	88	84	343

POS	PLAYER	COUNTRY	R1	R2	R3	R4	TOTAL
26	John E. Laidlay (A)	UK	85	87	85	86	343
29	J.M. Williamson (A)	UK	87	82	88	89	346
30	Edward Blackwell (A)	UK	88	86	86	89	349
30	C. Ralph Smith	UK	83	87	88	91	349
32	Fred Butel	UK	88	85	89	88	350
33	James Hepburn	UK	89	86	87	89	351
34	Samuel Mure Fergusson (A)	UK	88	86	90	87	351
35	D.S. Froy (A)	UK	91	84	93	86	354
36	Fred Hocking	UK	85	88	90	92	355
37	Tom Yeoman	UK	86	85	92	95	358
38	Alex Brown	UK	84	86	Wd	-	-
38	John Low (A)	UK	87	83	Wd	-	-
40	Douglas McEwan	UK	88	83	Wd	-	-
41	W.C. Gaudin	UK	85	87	Wd	-	-
41	L. Gourlay	UK	88	84	Wd	-	-
43	Robert T. Boothby (A)	UK	89	85	Wd	-	-
43	Alex Marr	UK	84	90	Wd	-	-
43	Albert Tingey	UK	82	92	Wd	-	-
46	David McEwan	UK	87	88	Wd	-	-
47	A. Grinlay	UK	88	88	-	-	-
47	David Kinnell	UK	89	87	-	-	-
47	Fred Saunders	UK	90	86	-	-	-
47	Philip Wynne	UK	89	87	-	-	-
51	Willie Fernie	Scotland	90	87	-	-	-
51	James Kinnell	UK	91	86	-	-	-
51	Tom Williamson	UK	89	88	-	-	-
54	James Forrester	UK	86	92	-	-	-

POS	PLAYER	COUNTRY	R1	R2	R3	R4	TOTAL
54	Walter Toogood	UK	87	91	-	-	-
56	Harry Cawsey	UK	93	86	-	-	-
56	A.G. Gray	UK	91	88	-	-	-
56	I. Mackie	UK	83	96	-	-	-
56	Tom Watt	UK	90	89	-	-	-
60	Tom Chisholm	UK	93	87	-	-	-
61	Arthur Day	UK	90	91	-	-	-
62	A.J. Ife	UK	96	86	-	-	-
63	A. Macdonald (A)	UK	91	92	-	-	-
63	J. Mercer	UK	94	89	-	-	-
65	T.T. Gray (A)	UK	96	88	-	-	-
65	W.L. Mackie	UK	91	93	-	-	-
65	S.C. Thomson (A)	UK	89	95	-	-	-
68	Robert Munro	UK	92	93	-	-	-
69	Joe Anderson	UK	94	93	-	-	-
69	Rupert Mundy	UK	92	95	-	-	-
71	Joseph Dagleish	UK	92	96	-	-	-
72	John Duncan	UK	95	94	-	-	-
72	Ernest Gray	UK	95	94	-	-	-
74	John Wilson	UK	101	92	-	-	-
75	James Anderson	UK	91	Wd	-	-	-
75	Leslie Balfour Melville (A)	UK	90	Wd	-	-	-
75	Hon. Harold Finch-Hatton (A)	UK	90	Wd	-	-	-
75	W.B. Hunter (A)	UK	82	Wd	-	-	-
75	P. Walker	UK	86	Wd	-	-	-
75	H. Woods	UK	93	Wd	-	-	-
81	J.G. Craik (A)	UK	Wd	-	-	-	-



1899 – Royal St George's

Date: 7-8 June 1899

Champion: **Harry Vardon**

Total: **310**

Round Scores: **76 76 81 77**

Total Purse: **£100**

First Prize: **£30**

Runner Up: **Jack White**

Leading Amateur: **Freddie Tait**

Field: **98**

Cut/No. who advanced 36 holes: **176/42**

Leader each round

Round 1: **James Kinnell, Harry Vardon,**

Tom Williamson 76

Round 2: **Harry Vardon 152**

Round 3: **Harry Vardon 233**

Low score for each round

Round 1: **76 James Kinnell, Harry Vardon, Tom Williamson**

Round 2: **76 J.H. Taylor, Harry Vardon**

Round 3: **79 Albert Tingey, Freddie Tait (A)**

Final round: **75 Jack White**

POS	PLAYER	COUNTRY	R1	R2	R3	R4	TOTAL	POS	PLAYER	COUNTRY	R1	R2	R3	R4	TOTAL	POS	PLAYER	COUNTRY	R1	R2	R3	R4	TOTAL
1	Harry Vardon	England	76	76	81	77	310	34	Harry Harris	UK	86	88	82	94	350	59	John Hobbins	UK	90	Wd	-	-	-
2	Jack White	Scotland	79	79	82	75	315	34	C. Ralph Smith	UK	84	91	85	90	350	59	M. Kidd	UK	103	Wd	-	-	-
3	Andrew Kirkaldy	Scotland	81	79	82	77	319	36	Cuthbert Butchart	UK	84	91	87	Wd	-	59	G. Kitchen	UK	104	Wd	-	-	-
4	J.H. Taylor	England	77	76	83	84	320	37	A. Denholm	UK	84	91	Wd	-	-	59	Charles Lawrence	UK	91	Wd	-	-	-
5	James Braid	Scotland	78	78	85	81	322	37	John Gairdner (A)	UK	85	87	Wd	-	-	59	William Leaver	UK	91	Wd	-	-	-
5	Willie Fernie	Scotland	79	83	82	78	322	37	James Hepburn	UK	88	85	Wd	-	-	59	C. Leigh	UK	101	Wd	-	-	-
7	James Kinnell	UK	76	84	80	84	324	37	Peter McEwan	UK	88	86	Wd	-	-	59	William Lewis	UK	89	Wd	-	-	-
7	Freddie Tait (A)	UK	81	82	79	82	324	41	Horace Hutchinson (A)	UK	86	89	-	-	-	59	W.L. Mackie	UK	101	Wd	-	-	-
9	Albert Tingey	UK	81	81	79	85	326	41	James Hutchison	UK	85	90	-	-	-	59	George Pulford	UK	88	Wd	-	-	-
9	Tom Williamson	UK	76	84	80	86	326	43	David Brown	Scotland	93	83	-	-	-	59	Earl of Winchelsea (A)	UK	84	Wd	-	-	-
11	Ben Sayers	UK	81	79	82	86	328	43	W.C. Gaudin	UK	85	91	-	-	-	77	O.C. Bevan (A)	UK	Wd	-	-	-	-
12	Harold Hilton (A)	England	86	80	80	83	329	43	Philip Wynne	UK	89	87	-	-	-	77	Alex Brown	UK	Wd	-	-	-	-
12	Thomas Renouf	UK	79	82	84	84	329	46	R. Dunlop	UK	88	89	-	-	-	77	W.G. Divall	UK	Wd	-	-	-	-
14	Willie Park Jr	Scotland	77	79	85	89	330	46	David McEwan	UK	87	90	-	-	-	77	Samuel Mure Fergusson (A)	UK	Wd	-	-	-	-
15	Willie Aveston	UK	77	86	82	86	331	48	Tom Chisholm	UK	88	90	-	-	-	77	G.T. Harris	UK	Wd	-	-	-	-
16	Sandy Herd	Scotland	82	81	80	89	332	48	D.S. Froy (A)	UK	92	86	-	-	-	77	Thomas Hood	UK	Wd	-	-	-	-
16	Peter Rainford	UK	79	83	83	87	332	48	S.H. Fry (A)	UK	89	89	-	-	-	77	W. Houldsworth (A)	UK	Wd	-	-	-	-
16	Ted Ray	England	84	80	84	84	332	51	Herbert Strong	UK	89	90	-	-	-	77	A.J. Howlett	UK	Wd	-	-	-	-
16	Archie Simpson	UK	84	84	81	83	332	52	Peter Paxton	UK	89	91	-	-	-	77	Major Lamont (A)	UK	Wd	-	-	-	-
20	Walter Toogood	UK	82	86	81	84	333	53	Charles Gibson	UK	91	91	-	-	-	77	John Low (A)	UK	Wd	-	-	-	-
21	C.E. Hambro (A)	UK	78	86	88	82	334	53	L. Gourlay	UK	93	89	-	-	-	77	Alex Marr	UK	Wd	-	-	-	-
22	Tom Hutchinson	UK	82	87	82	85	336	55	C.G. Broadwood (A)	UK	95	90	-	-	-	77	A.E. Monk	UK	Wd	-	-	-	-
23	Alfred Toogood	UK	83	85	85	84	337	56	John H. Hughes	UK	93	97	-	-	-	77	Hugh Morris	UK	Wd	-	-	-	-
24	William McEwan	UK	84	86	83	85	338	57	Dan Bryson	UK	96	97	-	-	-	77	G.E. Prideaux-Brune (A)	UK	Wd	-	-	-	-
25	John Ball Jr (A)	England	81	82	90	86	339	57	D. Grant	UK	98	95	-	-	-	77	C. Rowe	UK	Wd	-	-	-	-
25	A.H. Scott	UK	86	85	87	81	339	59	Sidney Ball (A)	UK	90	Wd	-	-	-	77	Fred Saunders	UK	Wd	-	-	-	-
25	J.W. Taylor	UK	82	85	86	86	339	59	James Batley	UK	85	Wd	-	-	-	77	G. Saunders	UK	Wd	-	-	-	-
28	David Herd	UK	80	88	83	89	340	59	Mr Crosshead (A)	UK	111	Wd	-	-	-	77	James Sherlock	UK	Wd	-	-	-	-
29	James Kay	UK	85	81	86	89	341	59	Herman De Zoete (A)	UK	92	Wd	-	-	-	77	Everard Martin Smith (A)	UK	Wd	-	-	-	-
30	Joseph Dalgleish	UK	87	87	81	87	342	59	Hon. Harold Finch-Hatton (A)	UK	89	Wd	-	-	-	77	Tom Vardon	England	Wd	-	-	-	-
31	Jack Rowe	UK	87	80	89	87	343	59	P.J. Gaudin	UK	86	Wd	-	-	-	77	G. Walls	UK	Wd	-	-	-	-
32	John E. Laidlay (A)	UK	83	88	91	82	344	59	F. Goldsmith	UK	91	Wd	-	-	-	77	Tom Yeoman	UK	Wd	-	-	-	-
33	Alfred Vardon	England	87	88	88	85	348	59	A.G. Gray	UK	90	Wd	-	-	-								



1898 – Prestwick

Date: 8-9 June 1898

Champion: Harry Vardon

Total: 307

Round Scores: 79 75 77 76

Total Purse: £100

First Prize: £30

Runner Up: Willie Park Jr

Leading Amateur: Harold Hilton

Field: 76

Cut/No. who advanced 36 holes: 170/43

Leader each round

Round 1: Harold Hilton (A), Willie Park Jr 76

Round 2: Willie Park Jr 151

Round 3: Willie Park Jr 229


Low score for each round

Round 1: 76 Harold Hilton (A), Willie Park Jr

Round 2: 75 Harry Vardon, Willie Park Jr

Round 3: 75 Freddie Tait (A)

Final round: 75 Harold Hilton (A), James Braid



POS	PLAYER	COUNTRY	R1	R2	R3	R4	TOTAL
1	Harry Vardon	England	79	75	77	76	307
2	Willie Park Jr	Scotland	76	75	78	79	308
3	Harold Hilton (A)	England	76	81	77	75	309
4	J.H. Taylor	England	78	78	77	79	312
5	Freddie Tait (A)	UK	81	77	75	82	315
6	David Kinnell	UK	80	77	79	80	316
7	Willie Fernie	Scotland	79	85	77	77	318
8	John Hunter	UK	82	79	81	77	319
9	Thomas Renouf	UK	77	79	81	83	320
10	James Braid	Scotland	80	82	84	75	321
10	Philip Wynne	UK	83	79	81	78	321
12	James Kay	UK	81	81	77	83	322
13	George Pulford	UK	83	81	78	81	323
13	Jack White	Scotland	82	81	77	83	323
15	James Kinnell	UK	77	81	78	88	324
15	Archie Simpson	UK	83	80	82	79	324
17	Sandy Herd	Scotland	80	79	84	82	325
17	Peter McEwan	UK	83	83	77	82	325
19	Ben Sayers	UK	85	78	79	85	327
19	Walter Toogood	UK	82	84	83	78	327
21	John Gairdner (A)	UK	84	77	82	85	328
21	David Herd	UK	79	81	83	85	328
21	J.L. Hutchinson	UK	83	79	84	82	328
21	Andrew Kirkaldy	Scotland	82	84	85	77	328
21	Peter Paxton	UK	81	82	86	79	328
21	Tom Williamson	UK	86	84	77	81	328

POS	PLAYER	COUNTRY	R1	R2	R3	R4	TOTAL
27	C. Ralph Smith	UK	84	78	85	82	329
27	J.W. Taylor	UK	83	84	80	82	329
29	Fred Butel	UK	81	84	86	81	332
29	A.H. Scott	UK	83	84	78	87	332
29	Bob Simpson	UK	84	81	82	85	332
32	Tom Hutchinson	UK	85	81	86	82	334
32	Jack Kirkaldy	UK	82	82	85	85	334
32	Jack Rowe	UK	84	77	88	85	334
32	Charles Whigham (A)	UK	85	82	84	83	334
36	Edward Blackwell (A)	UK	84	82	84	87	337
36	Harry Harris	UK	85	84	85	83	337
38	David McEwan	UK	82	84	88	89	343
39	Joseph Dalglish	UK	84	84	92	86	346
40	James Hepburn	UK	87	83	85	Wd	
40	Charles Neaves	UK	81	83	85	Wd	
42	Douglas McEwan	UK	80	85	Wd	-	
42	Jack Ross	UK	87	83	Wd	-	
44	Samuel Mure Fergusson (A)	UK	88	83	-	-	
44	J.G. Macfarlane (A)	UK	89	82	-	-	
46	Willie Auchterlonie	Scotland	87	85	-	-	
46	John Tulloch	UK	87	85	-	-	
48	Cuthbert Butchart	UK	86	88	-	-	
48	C.E. Dick (A)	UK	90	84	-	-	
48	C.B. Macfarlane (A)	UK	83	91	-	-	
48	Albert Tingey	UK	84	90	-	-	
48	Charles Wingate	UK	88	86	-	-	

POS	PLAYER	COUNTRY	R1	R2	R3	R4	TOTAL
53	George Cawsey	UK	89	86	-	-	
53	Hon. Harold Finch-Hatton (A)	UK	90	85	-	-	
53	William McEwan	UK	87	88	-	-	
53	J. Thomson (A)	UK	85	90	-	-	
53	H.E. Way	UK	85	90	-	-	
58	W. Reid (A)	UK	87	89	-	-	
59	C.E. Hambro (A)	UK	87	90	-	-	
60	David Bone (A)	UK	91	87	-	-	
60	John Duncan	UK	89	89	-	-	
60	Lindsay Ross	UK	94	84	-	-	
60	R. Stronnar	UK	90	88	-	-	
64	George Coburn	UK	88	91	-	-	
64	W.L. Mackie	UK	92	87	-	-	
66	J. Moore	UK	92	89	-	-	
67	W.G. Stewart (A)	UK	93	89	-	-	
68	W.E. Mason (A)	UK	87	96	-	-	
69	R. Bone (A)	UK	98	91	-	-	
70	Tom Chisholm	UK	93	Wd	-	-	
70	G. Cumming	UK	83	Wd	-	-	
70	D.S. Froy (A)	UK	85	Wd	-	-	
70	Charles Gibson	UK	83	Wd	-	-	
70	John Park	UK	91	Wd	-	-	
70	G.C. Whigham (A)	UK	91	Wd	-	-	
76	W.G. Divall	UK	Wd	-	-	-	



1897 – Royal Liverpool

Date: 19-20 May 1897

Champion: **Harold Hilton (A)**

Total: **314**

Round Scores: **80 75 84 75**

Total Purse: **£100**

First Prize: **£30**

Runner Up: **James Braid**

Field: **88**

*The Open Championship was won by an amateur, so no prize money was given to the winner.

Leader each round

Round 1: **John Ball Jr (A), Sandy Herd 78**

Round 2: **James Braid 154**

Round 3: **James Braid 236**

Low score for each round

Round 1: **78 John Ball Jr (A), Sandy Herd**

Round 2: **74 James Braid**

Round 3: **78 James Kinnell**

Final round: **75 Harold Hilton (A)**

POS	PLAYER	COUNTRY	R1	R2	R3	R4	TOTAL	POS	PLAYER	COUNTRY	R1	R2	R3	R4	TOTAL	POS	PLAYER	COUNTRY	R1	R2	R3	R4	TOTAL
1	Harold Hilton (A)	England	80	75	84	75	314	30	Charles Gibson	UK	88	90	80	86	344	53	Charles Hutchings (A)	UK	85	84	91	Wd	
2	James Braid	Scotland	80	74	82	79	315	30	C. Ralph Smith	UK	88	82	94	80	344	53	S. Jones	UK	88	88	87	Wd	
3	George Pulford	UK	80	79	79	79	317	30	J.W. Taylor	UK	87	84	85	88	344	53	Douglas McEwan	UK	96	84	87	Wd	
3	Freddie Tait (A)	UK	79	79	80	79	317	30	Albert Tingey	UK	86	86	87	85	344	53	Peter Rainford	UK	90	89	88	Wd	
5	Sandy Herd	Scotland	78	81	79	80	318	35	Bernard Nicholls	UK	85	88	86	87	346	53	Donald Ross	UK	90	85	87	Wd	
6	Harry Vardon	England	84	80	80	76	320	35	Bob Simpson	UK	92	80	84	90	346	53	Garden Smith (A)	UK	87	92	92	Wd	
7	David Brown	Scotland	79	82	80	83	324	37	Walter Kirk	UK	85	86	92	86	349	67	D. Ball (A)	UK	92	94	Wd	-	
7	Archie Simpson	UK	83	81	81	79	324	37	Tom Williamson	UK	87	88	86	88	349	67	Joseph Dagleish	UK	92	97	Wd	-	
7	Tom Vardon	England	81	81	79	83	324	39	C.E. Hambro (A)	UK	86	93	83	88	350	67	J. Forrest	UK	94	92	Wd	-	
10	Andrew Kirkaldy	Scotland	83	83	82	82	330	39	William Leaver	UK	89	85	90	86	350	67	J. Harland	UK	93	86	Wd	-	
10	J.H. Taylor	England	82	80	82	86	330	41	Jack Ross	UK	83	84	93	92	352	67	David Herd	UK	88	91	Wd	-	
12	Samuel Mure Fergusson (A)	UK	87	83	79	82	331	41	J. Youds	UK	91	85	86	90	352	67	G. Holmes	UK	95	86	Wd	-	
12	Ben Sayers	UK	84	78	85	84	331	43	Tom Yeoman	UK	91	86	89	87	353	67	W. Hunter	UK	94	93	Wd	-	
14	Peter McEwan	UK	86	79	85	82	332	44	Robert Munro	UK	92	88	90	87	357	67	H. Hurry	UK	94	92	Wd	-	
14	Thomas Renouf	UK	86	79	83	84	332	45	J. Hutchings	UK	87	91	88	92	358	67	A. James	UK	84	95	Wd	-	
16	A.H. Scott	UK	83	83	84	83	333	46	Frank Wingate	UK	92	88	92	87	359	67	George Lowe	UK	93	80	Wd	-	
17	John Ball Jr (A)	England	78	81	88	87	334	47	R. Rutherford	UK	94	90	88	89	361	67	John Milne	UK	90	87	Wd	-	
18	Willie Auchterlonie	Scotland	84	85	85	81	335	48	H.E. Way	UK	87	93	95	88	363	67	A.H. Molesworth (A)	UK	96	93	Wd	-	
18	John Graham Jr (A)	UK	85	80	87	83	335	49	James Hepburn	UK	97	93	91	84	365	67	John Park	UK	92	92	Wd	-	
20	James Kinnell	UK	82	83	78	93	336	49	A.W. Smith (A)	UK	95	86	92	92	365	67	Joseph Parr	UK	90	87	Wd	-	
20	Joe Lloyd	UK	86	84	82	84	336	51	H.A. Farrar (A)	UK	94	93	85	95	367	67	Lindsay Ross	UK	98	94	Wd	-	
22	Willie Fernie	Scotland	81	82	93	81	337	51	Peter Paxton	UK	89	96	92	90	367	82	John Ball Sr (A)	UK	94	Wd	-	-	
22	Willie Park Jr	Scotland	91	81	83	82	337	53	J.L. Cassidy	UK	90	91	87	Wd		82	C.G. Broadwood (A)	UK	93	Wd	-	-	
22	Alfred Toogood	UK	88	82	84	83	337	53	G. Cumming	UK	95	89	87	Wd		82	C. Calloway	UK	90	Wd	-	-	
25	James Kay	UK	86	81	86	85	338	53	C.E. Dick (A)	UK	86	86	87	Wd		82	William McEwan	UK	88	Wd	-	-	
26	Walter Toogood	UK	87	89	80	83	339	53	W.C. Gaudin	UK	91	88	88	Wd		82	J.H. Outhwaite (A)	UK	88	Wd	-	-	
27	James Sherlock	UK	85	86	84	85	340	53	D.A. Given	UK	96	92	88	Wd		82	Jack White	Scotland	89	Wd	-	-	
28	Jack Rowe	UK	84	86	86	86	342	53	W.C. Glover (A)	UK	94	93	93	Wd		88	E.R. Turnbull (A)	UK	Wd	-	-	-	
29	John E. Laidlay (A)	UK	82	86	86	89	343	53	R.S. Hilton (A)	UK	93	88	88	Wd									
30	John Cuthbert	UK	89	83	87	85	344	53	John Hunter	UK	85	86	89	Wd									



1896 – Muirfield

Date: **10-11 June 1896**

Champion: **Harry Vardon**

Total: **316**

Round Scores: **83 78 78 77**

Total Purse: **£100**

First Prize: **£30**

Runner Up: **J.H. Taylor**

Leading Amateur: **Freddie Tait**

Field: **63**

Leader each round

Round 1: **Sandy Herd 72**

Round 2: **J.H. Taylor 155**

Round 3: **Sandy Herd 235**


Low score for each round

Round 1: **72 Sandy Herd**

Round 2: **75 Freddie Tait (A)**

Round 3: **77 A.H. Scott, Tom Vardon**


Final round: **77 Harry Vardon, Freddie Tait (A)**



POS	PLAYER	COUNTRY	R1	R2	R3	R4	TOTAL
1	Harry Vardon	England	83	78	78	77	316
2	J.H. Taylor	England	77	78	81	80	316
3	Willie Fernie	Scotland	78	79	82	80	319
3	Freddie Tait (A)	UK	83	75	84	77	319
5	Sandy Herd	Scotland	72	84	79	85	320
6	James Braid	Scotland	83	81	79	80	323
7	David Brown	Scotland	80	77	81	86	324
7	Ben Sayers	UK	83	76	79	86	324
7	A.H. Scott	UK	83	84	77	80	324
10	Tom Vardon	England	83	82	77	83	325
11	Peter McEwan	UK	83	81	80	84	328
12	Willie Auchterlonie	Scotland	80	86	81	82	329
12	Archie Simpson	UK	85	79	78	87	329
14	James Kay	UK	77	88	83	82	330
14	Andrew Kirkaldy	Scotland	84	85	79	82	330
14	Willie Park Jr	Scotland	79	80	83	88	330
17	Alfred Toogood	UK	81	85	84	84	334
18	John Hunter	UK	85	79	83	88	335
18	John E. Laidlay (A)	UK	85	82	82	86	335
18	David McEwan	UK	83	89	81	82	335
18	Jack Ross	UK	83	87	84	81	335
22	Walter Toogood	UK	87	84	80	85	336

POS	PLAYER	COUNTRY	R1	R2	R3	R4	TOTAL
23	Harold Hilton (A)	England	82	85	85	85	337
24	David Anderson Jr	UK	86	89	83	81	339
24	D. Jackson (A)	UK	85	84	82	88	339
24	Walter Kirk	UK	85	87	84	83	339
27	David Herd	UK	85	87	86	82	340
28	Albert Tingey	UK	84	84	88	86	342
29	J.W. Taylor	UK	87	83	84	90	344
30	Peter Paxton	UK	84	89	86	86	345
31	Jack Rowe	UK	89	85	87	86	347
32	Samuel Mure Fergusson (A)	UK	85	93	84	86	348
33	Peter Fernie	UK	86	87	92	84	349
33	Rowland Jones	UK	88	85	89	87	349
35	George Lowe	UK	91	85	88	88	352
36	Andrew Simpson	UK	86	92	88	88	354
37	H. Turpie	UK	85	90	88	95	358
38	T.T. Gray (A)	UK	82	88	97	92	359
39	C. Calloway	UK	93	92	87	88	360
40	Peter Rainford	UK	87	87	93	95	362
41	Mungo Park Jr	UK	90	87	92	94	363
42	David Anderson (A)	UK	90	93	93	89	365
43	Bernard Nicholls	UK	90	102	87	88	367
43	O. Thomson (A)	UK	86	93	94	94	367

POS	PLAYER	COUNTRY	R1	R2	R3	R4	TOTAL
45	B. Day	UK	97	94	89	94	374
46	T.G. Buchan (A)	UK	88	93	87	Wd	
46	W. Day Jr	UK	84	81	87	Wd	
46	John Duncan	UK	87	88	89	Wd	
46	H. Gullane	UK	84	88	91	Wd	
46	Charles Hutchings (A)	UK	86	84	85	Wd	
46	G. Lambert	UK	91	92	96	Wd	
46	John Low (A)	UK	86	88	90	Wd	
46	Tom Morris Sr	Scotland	101	103	105	Wd	
46	George Pulford	UK	84	92	82	Wd	
46	Lindsay Ross	UK	90	89	88	Wd	
46	Jack White	Scotland	85	92	88	Wd	
46	J.M. Williamson (A)	UK	89	89	92	Wd	
58	Joseph Dagleish	UK	89	85	Wd	-	
58	A. Denholm	UK	89	90	Wd	-	
58	Charles Gibson	UK	88	90	Wd	-	
58	James Kinnell	UK	87	88	Wd	-	
58	Douglas McEwan	UK	88	87	Wd	-	
58	W. Thomson	UK	91	89	Wd	-	
64	A. Anderson	UK	Scr	-	-	-	
64	Thomas Hood	UK	Scr	-	-	-	



1895 – St Andrews

Date: **12-13 June 1895**
 Champion: **J.H. Taylor**
 Total: **322**
 Round Scores: **86 78 80 78**
 Total Purse: **£100**
 First Prize: **£30**
 Runner Up: **Sandy Herd**
 Leading Amateur: **Laurie Auchterlonie**
 Field: **76**

Leader each round
 Round 1: **Harry Vardon 80**
 Round 2: **Sandy Herd 159**
 Round 3: **Sandy Herd 241**

Low score for each round
 Round 1: **80 Harry Vardon**
 Round 2: **77 Sandy Herd**
 Round 3: **78 Archie Simpson**
 Final round: **78 J.H. Taylor**

72-hole victory for J. H. Taylor

No Englishman had previously won at the Home of Golf until JH Taylor was victorious in the first 72-hole Championship played at St Andrews.

Taylor won for the second year in a row but while he had been a longtime leader at Royal St George's a year earlier, it was his last round performance that sealed a four-stroke victory.

Poor putting led to a first round of 86 which left him six behind Harry Vardon and even though Taylor posted a 78 in the second round he was

still five behind Sandy Herd, who was round in 77. Taylor got two strokes back with an 80 on the second morning to trail by three but in the afternoon the wind and rain got up.

The stockily-built Taylor had learnt his golf on the Royal North Devon links at Westward Ho! and used to plant his feet solidly in the ground and punch the ball under the wind with a flat, low swing. Grimly determined despite the driving rain, Taylor scored another 78, which was so good that no one else managed better than an 82. His nearest rivals certainly could not match the Englishman, with locals Herd

and Andrew Kirkaldy scoring 85 and 84 to finish second and third respectively.

Taylor played the Loop in three 3s and three 4s, and not even 6s at the 13th and 14th holes could disrupt his progression. In three Opens, the 24-year-old had finished 10th, first and first, and would not be out of the top-ten until 1910. His quest for three victories in a row, however, was stymied by Vardon a year later. Herd, who had a 7 at the fifth and only one 3, at the short eighth, was runner-up for the second time and would have to wait until 1902 to claim the Claret Jug.

POS	PLAYER	COUNTRY	R1	R2	R3	R4	TOTAL
1	J.H. Taylor	England	86	78	80	78	322
2	Sandy Herd	Scotland	82	77	82	85	326
3	Andrew Kirkaldy	Scotland	81	83	84	84	332
4	George Pulford	UK	84	81	83	86	334
5	Archie Simpson	UK	88	85	78	85	336
6	David Anderson Jr	UK	86	83	84	84	337
6	David Brown	Scotland	81	89	83	84	337
6	Willie Fernie	Scotland	86	79	86	86	337
9	Ben Sayers	UK	84	87	85	82	338
9	Alfred Toogood	UK	85	84	83	86	338
9	Harry Vardon	England	80	85	85	88	338
9	Tom Vardon	England	82	83	84	89	338
13	Laurie Auchterlonie (A)	UK	84	84	85	87	340
13	James Robb (A)	UK	89	88	81	82	340
15	Hugh Kirkaldy	Scotland	87	87	83	84	341
15	Freddie Tait (A)	UK	87	86	82	86	341
17	John E. Laidlay (A)	UK	91	83	82	86	342
18	John Ball Jr (A)	England	85	85	88	86	344
18	Laurie Waters	UK	86	83	85	90	344
20	David Herd	UK	85	85	84	91	345
21	Albert Tingey	UK	83	88	87	88	346
21	Jack White	Scotland	88	86	85	87	346
23	James Kinnell	UK	84	83	88	92	347
24	Jack Ross	UK	87	84	89	88	348
25	James Kay	UK	88	85	92	86	351
25	David McEwan	UK	85	90	90	86	351

POS	PLAYER	COUNTRY	R1	R2	R3	R4	TOTAL
27	Willie Aveston	UK	89	86	89	89	353
27	Douglas McEwan	UK	95	85	92	81	353
27	A.M. Ross (A)	UK	92	85	88	88	353
27	Walter Toogood	UK	87	91	88	87	353
31	Willie Auchterlonie	Scotland	91	84	90	89	354
31	H. Turpie	UK	90	85	84	95	354
33	Bob Mearns	UK	88	88	85	94	355
34	Alexander Stuart (A)	UK	86	88	88	94	356
35	Charles Hutchings (A)	UK	90	89	92	88	359
35	C. Ralph Smith	UK	88	87	90	94	359
37	John Low (A)	UK	92	86	88	94	360
38	J. Forrest	UK	91	85	91	95	362
38	John Hunter	UK	95	88	87	92	362
40	John Cuthbert	UK	90	90	93	91	364
40	Samuel Mure Fergusson (A)	UK	97	89	90	88	364
40	A.H. Scott	UK	94	84	93	93	364
43	John Duncan	UK	94	89	92	91	366
44	W.A. Anderson	UK	91	90	95	95	371
45	J. Tabor	UK	99	93	91	91	374
46	P.C. Livingston (A)	UK	97	86	95	97	375
47	Tom Morris Sr	Scotland	107	92	96	97	392
48	David Anderson (A)	UK	93	87	Wd	-	-
48	Walter Anderson	UK	97	86	Wd	-	-
48	David Ayton	UK	96	89	Wd	-	-
48	W. Ballingall (A)	UK	104	95	Wd	-	-
48	Robert T. Boothby (A)	UK	93	90	Wd	-	-

POS	PLAYER	COUNTRY	R1	R2	R3	R4	TOTAL
48	D. Clark	UK	103	93	Wd	-	-
48	Joseph Dagleish	UK	96	95	Wd	-	-
48	C.E. Dick (A)	UK	92	91	Wd	-	-
48	Allan Duncan (A)	UK	93	92	Wd	-	-
48	L. Gourlay	UK	93	88	Wd	-	-
48	D. Herd	UK	93	89	Wd	-	-
48	Harold Hilton (A)	England	88	90	Wd	-	-
48	Richard Kelly	UK	93	87	Wd	-	-
48	David Leitch (A)	UK	91	91	Wd	-	-
48	Bob Martin	Scotland	95	93	Wd	-	-
48	Peter McEwan	UK	88	84	Wd	-	-
48	Charles Neaves	UK	104	94	Wd	-	-
48	J.H. Outhwaite (A)	UK	85	86	Wd	-	-
48	William Reid	UK	97	92	Wd	-	-
48	Lindsay Ross	UK	91	93	Wd	-	-
48	Bob Simpson	UK	92	88	Wd	-	-
48	Willie Smith	UK	86	94	Wd	-	-
48	J.M. Williamson (A)	UK	93	83	Wd	-	-
48	R.B. Wilson	UK	94	93	Wd	-	-
48	W. Young (A)	UK	95	100	Wd	-	-
73	P. Clark	UK	Wd	-	-	-	-
73	W. Marks	UK	Scr	-	-	-	-
73	Peter Paxton	UK	Scr	-	-	-	-
73	Douglas Rolland	UK	Scr	-	-	-	-



1894 – Royal St George's

Date: 11-12 June 1894

Champion: J.H. Taylor

Total: 326

Round Scores: 84 80 81 81

Total Purse: £100

First Prize: £30

Runner Up: Douglas Rolland

Leading Amateur: Freddie Tait

Field: 94

Leader each round

Round 1: Sandy Herd 83

Round 2: J.H. Taylor 164

Round 3: J.H. Taylor 245


Low score for each round

Round 1: 83 Sandy Herd

Round 2: 79 Douglas Rolland, Andrew Kirkaldy

Round 3: 80 Hugh Kirkaldy

Final round: 80 Willie Fernie, Harry Vardon



POS	PLAYER	COUNTRY	R1	R2	R3	R4	TOTAL
1	J.H. Taylor	England	84	80	81	81	326
2	Douglas Rolland	UK	86	79	84	82	331
3	Andrew Kirkaldy	Scotland	86	79	83	84	332
4	Alfred Toogood	UK	84	85	82	82	333
5	Willie Fernie	Scotland	84	84	86	80	334
5	Ben Sayers	UK	85	81	84	84	334
5	Harry Vardon	England	86	86	82	80	334
8	Sandy Herd	Scotland	83	85	82	88	338
9	Freddie Tait (A)	UK	90	83	83	84	340
10	A.D. Blyth (A)	UK	91	84	84	82	341
10	James Braid	Scotland	91	84	82	84	341
12	Willie Park Jr	Scotland	88	86	82	87	343
13	John Ball Jr (A)	England	84	89	87	84	344
13	David Brown	Scotland	93	83	81	87	344
13	Hugh Kirkaldy	Scotland	90	85	80	89	344
13	Archie Simpson	UK	90	86	86	82	344
17	Joe Lloyd	UK	95	81	86	83	345
18	Samuel Mure Fergusson (A)	UK	87	88	84	87	346
19	Tom Vardon	England	87	88	82	91	348
20	C.E. Dick (A)	UK	85	89	89	90	353
20	David Grant	UK	91	84	87	91	353
20	David Herd	UK	92	93	84	84	353
23	Willie Auchterlonie	Scotland	96	81	93	85	355
23	C.E. Hambro (A)	UK	96	90	82	87	355
23	Jack Rowe	UK	90	90	84	91	355
26	Stuart Anderson (A)	UK	90	87	91	88	356
26	Charles Hutchings (A)	UK	93	85	88	90	356
28	Charles Gibson	UK	92	94	87	84	357
29	Rowland Jones	UK	89	88	93	88	358
30	A. Lumsden	UK	90	93	87	89	359
31	David McEwan	UK	86	92	91	92	361
31	Albert Tingey	UK	90	91	90	90	361

POS	PLAYER	COUNTRY	R1	R2	R3	R4	TOTAL
33	Willie Aveston	UK	98	88	89	88	363
34	F.S. Ireland (A)	UK	99	87	92	86	364
35	Alexander Stuart (A)	UK	88	95	96	86	365
36	George Pearson	UK	94	96	88	88	366
36	W. Tucker	UK	92	94	91	89	366
38	J. Longhurst	UK	91	93	92	91	367
38	Jack Simpson	Scotland	94	89	94	90	367
40	T. Butel	UK	91	94	92	91	368
40	James Kay	UK	98	89	90	91	368
42	C. Ralph Smith	UK	98	89	89	93	369
43	John Low (A)	UK	93	98	89	91	371
44	John Cuthbert	UK	97	96	88	92	373
45	Jack Burns	Scotland	93	97	90	95	375
46	Lindsay Ross	UK	92	98	90	96	376
47	Bruce Goff (A)	UK	98	92	88	99	377
47	John Milne	UK	98	98	91	90	377
49	Walter Kirk	UK	98	97	94	93	382
49	Ernest Lehmann (A)	UK	91	98	94	99	382
51	J. Boyd	UK	103	96	95	90	384
52	C. Thom	UK	97	102	99	90	388
53	A. Alexander	UK	97	95	88	Wd	
53	Tom Chisholm	UK	96	94	89	Wd	
53	Peter Fernie	UK	93	93	91	Wd	
53	W. Marks	UK	103	108	101	Wd	
53	W.D. More	UK	93	96	94	Wd	
53	Tom Morris Sr	Scotland	99	97	100	Wd	
53	Jack Ross	UK	93	91	84	Wd	
53	A. Schacht (A)	UK	89	96	91	Wd	
53	Jack White	Scotland	86	89	89	Wd	
62	Captain Austin (A)	UK	101	94	Wd	-	
62	H.C. Blyth (A)	UK	95	98	Wd	-	
62	Cowper Coles (A)	UK	107	97	Wd	-	

POS	PLAYER	COUNTRY	R1	R2	R3	R4	TOTAL
62	Joseph Dalgleish	UK	96	99	Wd	-	
62	G. Dunn	UK	92	96	Wd	-	
62	W.E. Dunsford (A)	UK	96	97	Wd	-	
62	R. Foulis (A)	UK	104	93	Wd	-	
62	Harry Harris	UK	98	95	Wd	-	
62	J.P. Henderson (A)	UK	93	100	Wd	-	
62	John Hughes	UK	114	130	Wd	-	
62	Horace Hutchinson (A)	UK	88	91	Wd	-	
62	A. Jackson	UK	102	107	Wd	-	
62	Richard Kelly	UK	99	85	Wd	-	
62	George Lowe	UK	93	92	Wd	-	
62	P.M. Lucas (A)	UK	94	101	Wd	-	
62	Robert Munro	UK	101	99	Wd	-	
62	Mungo Park Jr	UK	105	117	Wd	-	
62	Peter Paxton	UK	97	94	Wd	-	
62	W.O.S. Pell (A)	UK	108	103	Wd	-	
62	George Pulford	UK	100	88	Wd	-	
62	Garden Smith (A)	UK	98	94	Wd	-	
62	H.S. Stobart (A)	UK	96	98	Wd	-	
62	Robert Tait	UK	100	98	Wd	-	
85	Rev. A.H. Cochrane (A)	UK	100	Wd	-	-	
85	Harold Hilton (A)	England	91	Wd	-	-	
85	John Keddie	UK	101	Wd	-	-	
85	D. Pinkerton	UK	96	Wd	-	-	
89	Hon. Stormont Finch-Hatton (A)	UK	Scr	-	-	-	
89	Hon. Harold Finch-Hatton (A)	UK	Scr	-	-	-	
89	H.L. Forbes	UK	Scr	-	-	-	
89	Jack Morris	UK	Scr	-	-	-	
89	Frank Park	UK	Scr	-	-	-	
89	Captain Tattersall	UK	Scr	-	-	-	



1893 – Prestwick

Date: 31 August – 1 September 1893

Champion: **Willie Auchterlonie**

Total: 322

Round Scores: **78 81 81 82**

Total Purse: **£100**

First Prize: **£30**

Runner Up: **John E. Laidlay (A)**

Leading Amateur: **John E. Laidlay**

Field: 72

Leader each round

Round 1: **J.H. Taylor 75**

Round 2: **Willie Auchterlonie 159**

Round 3: **Willie Auchterlonie 240**

Low score for each round

Round 1: **75 J.H. Taylor**

Round 2: **79 Hugh Kirkaldy, John Ball Jr (A)**

Round 3: **78 Sandy Herd**

Final round: **76 Ben Sayers**

POS	PLAYER	COUNTRY	R1	R2	R3	R4	TOTAL
1	Willie Auchterlonie	Scotland	78	81	81	82	322
2	John E. Laidlay (A)	UK	80	83	80	81	324
3	Sandy Herd	Scotland	82	81	78	84	325
4	Andrew Kirkaldy	Scotland	85	82	82	77	326
4	Hugh Kirkaldy	Scotland	83	79	82	82	326
6	James Kay	UK	81	81	80	85	327
6	Bob Simpson	UK	81	81	80	85	327
8	John Ball Jr (A)	England	83	79	84	86	332
8	Harold Hilton (A)	England	88	81	82	81	332
10	J.H. Taylor	England	75	89	86	83	333
10	Jack White	Scotland	81	86	80	86	333
12	Ben Sayers	UK	87	88	84	76	335
13	Charles Hutchings (A)	UK	81	92	80	84	337
14	Archie Simpson	UK	84	86	84	85	339
15	Samuel Mure Fergusson (A)	UK	83	85	85	87	340
15	John Hunter	UK	87	85	83	85	340
17	David Grant	UK	86	86	85	84	341
17	Joe Lloyd	UK	85	91	84	81	341
19	L.S. Anderson (A)	UK	89	83	86	84	342
19	Peter Anderson (A)	UK	93	84	83	82	342
19	Willie Park Jr	Scotland	82	89	86	85	342
22	David Anderson Jr	UK	86	93	83	81	343
23	John Allan	UK	81	88	83	92	344
23	T. Carmichael (A)	UK	90	87	82	85	344

POS	PLAYER	COUNTRY	R1	R2	R3	R4	TOTAL
23	Willie Fernie	Scotland	86	92	85	81	344
23	Bob Mearns	UK	86	84	86	88	344
23	Harry Vardon	England	84	90	81	89	344
28	F.A. Fairlie (A)	UK	82	90	88	85	345
28	William McEwan	UK	88	84	90	83	345
28	Tom Vardon	England	85	86	82	92	345
31	Allan Duncan (A)	UK	87	85	90	85	347
32	David McEwan	UK	88	89	88	83	348
33	R.B. Wilson	UK	81	92	93	83	349
34	Robert T. Boothby (A)	UK	85	93	84	88	350
34	Jack Simpson	Scotland	86	91	86	87	350
36	Andrew Lawson (A)	UK	89	89	85	89	352
36	Charles Whigham (A)	UK	87	90	94	81	352
38	Willie Aveston	UK	85	88	89	91	353
38	G.M. Rennie (A)	UK	86	88	90	89	353
40	David Herd	UK	87	96	84	87	354
40	E.D. Prothero (A)	UK	91	90	87	86	354
42	Douglas McEwan	UK	88	91	88	89	356
43	W. Young (A)	UK	87	84	93	94	358
44	Peter McEwan	UK	93	92	88	86	359
44	Garden Smith (A)	UK	88	94	91	86	359
46	A.H. Scott	UK	88	89	88	95	360
47	John Andrew (A)	UK	89	96	86	90	361
48	David Anderson (A)	UK	89	88	92	99	368

POS	PLAYER	COUNTRY	R1	R2	R3	R4	TOTAL
49	H.J. Whigham (A)	UK	91	97	87	94	369
50	Tom Chisholm	UK	87	103	89	91	370
51	J. Douglas	UK	96	92	95	95	378
52	Tom Morris Sr	Scotland	96	94	100	93	383
53	Willie Campbell	UK	86	95	83	-	-
54	Walter Anderson	UK	83	93	93	-	-
55	A.M. Ross (A)	UK	89	81	93	Wd	-
56	W. Duncan	UK	95	88	93	-	-
57	T.T. Gray (A)	UK	94	91	93	-	-
58	Rowland Jones	UK	85	87	-	-	-
59	W.D. More	UK	85	92	-	-	-
60	A. Lumsden	UK	89	90	-	-	-
61	George Sayers	UK	92	91	-	-	-
62	John Taylor (A)	UK	95	91	-	-	-
63	W. Still (A)	UK	95	96	-	-	-
64	Ben Campbell	UK	89	106	-	-	-
65	John Ball Sr (A)	UK	102	Wd	-	-	-
65	D. Clark	UK	90	Wd	-	-	-
65	William Lewis	UK	99	Wd	-	-	-
65	A. Scott	UK	93	Wd	-	-	-
65	J. Scott	UK	93	Wd	-	-	-
70	Walter Kirk	UK	Wd	-	-	-	-
70	F.B. Maddison (A)	UK	Wd	-	-	-	-
70	W.J. Taylor	UK	Wd	-	-	-	-




1892 – Muirfield

Date: **22-23 September 1892**
 Champion: **Harold Hilton (A)**
 Total: **305**
 Round Scores: **78 81 72 74**
 Total Purse: **£110**
 First Prize: **£35**
 Runner Up: **John Ball Jr (A)**
 Field: **60**

*The Open Championship was won by an amateur, so no prize money was given to the winner.

Leader each round
 Round 1: **Horace Hutchinson (A) 74**
 Round 2: **Horace Hutchinson (A) 152**
 Round 3: **John Ball Jr (A) 229**

Low score for each round
 Round 1: **74 Horace Hutchinson (A)**
 Round 2: **75 Tom Vardon, W.D. More**
 Round 3: **72 Harold Hilton (A)**
 Final round: **74 Harold Hilton (A)**



POS	PLAYER	COUNTRY	R1	R2	R3	R4	TOTAL
1	Harold Hilton (A)	England	78	81	72	74	305
2	John Ball Jr (A)	England	75	80	74	79	308
2	Sandy Herd	Scotland	77	78	77	76	308
2	Hugh Kirkaldy	Scotland	77	83	73	75	308
5	James Kay	UK	82	78	74	78	312
5	Ben Sayers	UK	80	76	81	75	312
7	Willie Park Jr	Scotland	78	77	80	80	315
8	Willie Fernie	Scotland	79	83	76	78	316
9	Archie Simpson	UK	81	81	76	79	317
10	Horace Hutchinson (A)	UK	74	78	86	80	318
11	Jack White	Scotland	82	78	78	81	319
12	Tom Vardon	England	83	75	80	82	320
13	Edward Blackwell (A)	UK	81	82	82	76	321
13	Andrew Kirkaldy	Scotland	84	82	80	75	321
15	Samuel Mure Fergusson (A)	UK	78	82	80	82	322
16	David Anderson Jr	UK	76	82	79	87	324
16	Robert T. Boothby (A)	UK	81	81	80	82	324
16	Ben Campbell	UK	86	83	79	76	324
19	F.A. Fairlie (A)	UK	83	87	79	76	325
19	William McEwan	UK	79	83	84	79	325

POS	PLAYER	COUNTRY	R1	R2	R3	R4	TOTAL
21	W.D. More	UK	87	75	80	84	326
21	Garden Smith (A)	UK	84	82	79	81	326
21	Freddie Tait (A)	UK	81	83	84	78	326
24	David Brown	Scotland	77	82	84	85	328
25	G. Douglas	UK	81	83	86	79	329
25	Douglas McEwan	UK	84	84	82	79	329
27	Ernly Blackwell (A)	UK	79	81	84	86	330
28	Leslie Balfour Melville (A)	UK	83	87	80	81	331
28	Jack Simpson	Scotland	84	78	82	87	331
30	Charlie Crawford	UK	79	85	85	84	333
31	David Grant	UK	85	82	84	83	334
31	Albert Tingey	UK	84	83	81	86	334
33	Willie Campbell	UK	87	84	84	80	335
34	David Leitch (A)	UK	85	88	79	84	336
35	Walter Kirk	UK	87	82	84	84	337
35	J.M. Williamson (A)	UK	88	82	82	85	337
37	Jack Ferguson	UK	86	86	83	83	338
38	L.S. Anderson (A)	UK	93	85	81	81	340
38	Alexander Stuart (A)	UK	87	84	84	85	340
40	J. Martin	UK	93	80	85	86	344

POS	PLAYER	COUNTRY	R1	R2	R3	R4	TOTAL
40	J. McCulloch (A)	UK	85	84	90	85	344
42	Joseph Dagleish	UK	88	88	81	88	345
43	John Low (A)	UK	84	93	83	86	346
44	David Anderson (A)	UK	92	88	80	87	347
45	E.M. Fitzjohn (A)	UK	88	94	84	84	350
46	D. Clark	UK	91	93	88	87	359
46	George Sayers	UK	89	94	87	89	359
48	A.H. Molesworth (A)	UK	91	89	87	93	360
49	Tom Chisholm	UK	90	93	90	90	363
50	Tom Morris Sr	Scotland	91	90	91	92	364
51	Ernest Lehmann (A)	UK	100	86	91	90	367
52	Fred Fitzjohn	UK	105	95	83	89	372
53	R.H. Blaikie (A)	UK	90	88	-	-	-
53	R.H. Johnston (A)	UK	88	95	-	-	-
53	A.M. Ross (A)	UK	86	88	-	-	-
53	Lindsay Ross	UK	87	95	-	-	-
57	A. Anderson	UK	94	Wd	-	-	-
57	William Lewis	UK	95	Wd	-	-	-
57	Robert Munro	UK	96	Wd	-	-	-
57	J. Tolmie	UK	90	Wd	-	-	-



1891 – St Andrews

Date: **6 October 1891**
 Champion: **Hugh Kirkaldy**
 Total: **166**
 Round Scores: **83 83**
 Total Purse: **£28 10s**
 First Prize: **£10**
 Runner Up: **Willie Fernie**
 Leading Amateur: **Samuel Mure Fergusson**
 Field: **84**

Leader each round
 Round 1: **Hugh Kirkaldy 83**

Low score for each round
 Round 1: **83 Hugh Kirkaldy**
 Final round: **83 Hugh Kirkaldy, John Ball Jr (A)**

Hugh Kirkaldy beats big brother Andrew

Andrew Kirkaldy came close to winning The Open on many occasions, but never did. One of those to pip him was his own brother, Hugh, five years the younger, at St Andrews in 1891.

On a day of cold winds and driving rain, Hugh led after a first round of 83 and he posted the same number again in the afternoon to beat Andrew Kirkaldy and the 1883 Champion Willie Fernie by two strokes. In the second round only amateur John Ball matched the winner's 83, but the defending Champion

had scuppered his chances of retaining the title with an opening 94. Samuel Mure Fergusson was the leading amateur in fourth place while Ball finished tied for 12th.

Hugh Kirkaldy once played the outward half of the Old Course in 33 but in the second round his 38 was followed by nine successive 5s on the way home. It was, however, the first round in The Open at St Andrews not to contain a 6. His total of 166 was a record by three shots for Opens at St Andrews, but this was the last Open to be contested over 36 holes. The following year at Muirfield

The Open was extended to 72 holes played over four rounds with Hugh finishing as a runner-up to Harold Hilton.

While Hugh Kirkaldy was to die before the end of the decade, brother Andrew had a long and successful career without ever capturing the Claret Jug. This was the third time he was a runner-up, also finishing second in 1879 and losing a play-off to Willie Park Jr in 1889. He was also third on three occasions and later became the honorary professional to the Royal and Ancient Golf Club of St Andrews.

POS	PLAYER	COUNTRY	R1	R2	R3	R4	TOTAL
1	Hugh Kirkaldy	Scotland	83	83	-	-	166
2	Willie Fernie	Scotland	84	84	-	-	168
2	Andrew Kirkaldy	Scotland	84	84	-	-	168
4	Samuel Mure Fergusson (A)	UK	86	84	-	-	170
5	W.D. More	UK	84	87	-	-	171
6	Willie Park Jr	Scotland	88	85	-	-	173
7	David Brown	Scotland	88	86	-	-	174
8	Willie Auchterlonie	Scotland	85	90	-	-	175
8	Harold Hilton (A)	England	89	86	-	-	175
10	Ben Sayers	UK	91	85	-	-	176
10	Tom Vardon	England	89	87	-	-	176
12	John Ball Jr (A)	England	94	83	-	-	177
12	Archie Simpson	UK	86	91	-	-	177
14	Sandy Herd	Scotland	87	91	-	-	178
15	David Grant	UK	84	95	-	-	179
15	James Kay	UK	93	86	-	-	179
15	Jack Kirkaldy	UK	90	89	-	-	179
15	Bob Mearns	UK	88	91	-	-	179
15	R.B. Sharpe (A)	UK	94	85	-	-	179
20	Laurie Auchterlonie (A)	UK	87	93	-	-	180
20	Charles Hutchings (A)	UK	89	91	-	-	180
20	John E. Laidlay (A)	UK	90	90	-	-	180
20	David Simpson	UK	91	89	-	-	180
24	David Anderson Jr	UK	90	91	-	-	181
24	David Ayton	UK	94	87	-	-	181
24	Ernly Blackwell (A)	UK	90	91	-	-	181
24	Willie Campbell	UK	94	87	-	-	181
24	Horace Hutchinson (A)	UK	89	92	-	-	181

POS	PLAYER	COUNTRY	R1	R2	R3	R4	TOTAL
24	George Mason	UK	94	87	-	-	181
30	H.S.C. Everard (A)	UK	89	93	-	-	182
30	William Greig (A)	UK	95	87	-	-	182
30	R.H. Johnston (A)	UK	95	87	-	-	182
30	Freddie Tait (A)	UK	94	88	-	-	182
34	W. Anderson	UK	96	87	-	-	183
34	G. Douglas	UK	94	89	-	-	183
34	A.F. Macfie (A)	UK	94	89	-	-	183
34	Bob Martin	Scotland	89	94	-	-	183
38	H.S. Colt (A)	UK	93	91	-	-	184
38	Bob Simpson	UK	89	95	-	-	184
40	David Herd	UK	91	94	-	-	185
41	David Anderson Sr	UK	94	92	-	-	186
41	T. Carmichael (A)	UK	92	94	-	-	186
41	George Fernie	UK	93	93	-	-	186
41	Peter Paxton	UK	94	92	-	-	186
41	Jack Simpson	Scotland	94	92	-	-	186
46	Peter Anderson (A)	UK	97	91	-	-	188
46	J. Hunter (A)	UK	94	94	-	-	188
46	Andrew Lawson (A)	UK	94	94	-	-	188
46	David Leitch (A)	UK	98	90	-	-	188
50	James Kirk (A)	UK	91	98	-	-	189
50	D. McEwan	UK	101	88	-	-	189
50	George Pearson	UK	96	93	-	-	189
50	J.M. Williamson (A)	UK	97	92	-	-	189
54	J. Cuthbert (A)	UK	95	95	-	-	190
54	W. Young (A)	UK	91	99	-	-	190
56	Lindsay Ross	UK	96	95	-	-	191

POS	PLAYER	COUNTRY	R1	R2	R3	R4	TOTAL
57	Albert Tingey	UK	98	94	-	-	192
58	T. Gilroy (A)	UK	98	95	-	-	193
58	Tom Morris Sr	Scotland	99	94	-	-	193
60	R. Scott (A)	UK	102	92	-	-	194
61	Garden Smith (A)	UK	97	98	-	-	195
62	David Anderson (A)	UK	100	99	-	-	199
62	D. Sheppard (A)	UK	98	101	-	-	199
64	A. Anderson (A)	UK	Scr	-	-	-	-
64	James Anderson Jr	UK	NR	-	-	-	-
64	L.S. Anderson (A)	UK	NR	-	-	-	-
64	W. Ballingall (A)	UK	NR	-	-	-	-
64	Jack Burns	Scotland	NR	-	-	-	-
64	Ben Campbell	UK	NR	-	-	-	-
64	Tom Chisholm	UK	NR	-	-	-	-
64	D. Cuthbert	UK	NR	-	-	-	-
64	Joseph Dalgleish	UK	NR	-	-	-	-
64	James Kinsman	UK	NR	-	-	-	-
64	David Lamb (A)	UK	NR	-	-	-	-
64	Henry Lamb (A)	UK	NR	-	-	-	-
64	George Lowe	UK	NR	-	-	-	-
64	Cyril Plummer (A)	UK	NR	-	-	-	-
64	C. Randall (A)	UK	NR	-	-	-	-
64	George Sayers	UK	NR	-	-	-	-
64	Andrew Somerville	UK	NR	-	-	-	-
64	Alexander Stuart (A)	UK	NR	-	-	-	-
64	A.G. Tait (A)	UK	NR	-	-	-	-
64	Robert Tait	UK	NR	-	-	-	-
64	Jack White	Scotland	NR	-	-	-	-



1890 – Prestwick

Date: **11 September 1890**

Champion: **John Ball Jr (A)**

Total: **164**

Round Scores: **82 82**

Total Purse: **£29 10s**

First Prize: **£13**

Runner Up: **Willie Fernie**

Field: **39**

*The Open Championship was won by an amateur, so no prize money was given to the winner.


Leader each round

Round 1: **Andrew Kirkaldy 81**

Low score for each round

Round 1: **81 Andrew Kirkaldy**


Final round: **80 Willie Park Jr**



POS	PLAYER	COUNTRY	R1	R2	R3	R4	TOTAL
1	John Ball Jr (A)	England	82	82	-	-	164
2	Willie Fernie	Scotland	85	82	-	-	167
2	Archie Simpson	UK	85	82	-	-	167
4	Andrew Kirkaldy	Scotland	81	89	-	-	170
4	Willie Park Jr	Scotland	90	80	-	-	170
6	Horace Hutchinson (A)	UK	87	85	-	-	172
7	David Grant	UK	86	87	-	-	173
7	Hugh Kirkaldy	Scotland	82	91	-	-	173
9	William McEwan	UK	87	87	-	-	174
10	David Brown	Scotland	85	90	-	-	175
11	James Kay	UK	86	91	-	-	177
11	John E. Laidlay (A)	UK	89	88	-	-	177
13	David Leitch (A)	UK	86	93	-	-	179

POS	PLAYER	COUNTRY	R1	R2	R3	R4	TOTAL
14	David Anderson Jr	UK	90	90	-	-	180
15	John Allan	UK	93	88	-	-	181
15	Ben Campbell	UK	93	88	-	-	181
17	David Anderson (A)	UK	91	91	-	-	182
17	David Ayton	UK	97	85	-	-	182
19	Ben Sayers	UK	90	93	-	-	183
20	A. Wright	UK	92	92	-	-	184
21	George Fernie	UK	92	94	-	-	186
22	R.B. Wilson	UK	91	96	-	-	187
23	Bob Mearns	UK	96	93	-	-	189
23	D.D. Robertson (A)	UK	94	95	-	-	189
25	Robert Adam (A)	UK	91	99	-	-	190
26	James Mair (A)	UK	98	96	-	-	194

POS	PLAYER	COUNTRY	R1	R2	R3	R4	TOTAL
27	James Cunningham	UK	104	95	-	-	199
27	Charles Whigham (A)	UK	93	106	-	-	199
29	James McKay	UK	104	96	-	-	200
30	D.H. Gillan (A)	UK	100	104	-	-	204
31	L. Robertson (A)	UK	108	104	-	-	212
32	W. Boyd	UK	Wd	-	-	-	-
32	Willie Campbell	UK	Wd	-	-	-	-
32	R. Hutcheson (A)	UK	Wd	-	-	-	-
32	Charles Hutchings (A)	UK	Wd	-	-	-	-
32	Andrew Monaghan	UK	Wd	-	-	-	-
32	Tom Morris Sr	Scotland	Wd	-	-	-	-
32	A.R. Paterson	UK	Wd	-	-	-	-
32	James Whigham (A)	UK	Wd	-	-	-	-



1889 – Musselburgh

Date: **8 November 1889**
 Champion: **Willie Park Jr**
 Total: **155**
 Round Scores: **78 77**
 Total Purse: **£22**
 First Prize: **£8**
 Runner Up: **Andrew Kirkaldy**
 Leading Amateur: **John E. Laidlay**
 Field: **48**

Leader each round
 Round 1: **Andrew Kirkaldy 77**

Low score for each round
 Round 1: **77 Andrew Kirkaldy**
 Final round: **77 Willie Park Jr**

POS	PLAYER	COUNTRY	R1	R2	R3	R4	TOTAL	POS	PLAYER	COUNTRY	R1	R2	R3	R4	TOTAL	POS	PLAYER	COUNTRY	R1	R2	R3	R4	TOTAL
1	Willie Park Jr	Scotland	78	77	-	-	155	15	Thomas Brown	UK	-	-	-	-		15	Andrew Lawson (A)	UK	-	-	-	-	
2	Andrew Kirkaldy	Scotland	77	78	-	-	155	15	Ben Campbell	UK	-	-	-	-		15	David Leitch (A)	UK	-	-	-	-	
3	Ben Sayers	UK	79	80	-	-	159	15	Richard Collins	UK	-	-	-	-		15	George Mason	UK	-	-	-	-	
4	David Brown	Scotland	82	80	-	-	162	15	William Cosgrove	UK	-	-	-	-		15	Douglas McEwan	UK	-	-	-	-	
4	John E. Laidlay (A)	UK	81	81	-	-	162	15	James Denham (A)	UK	-	-	-	-		15	Thomas McWatt	UK	-	-	-	-	
6	Willie Fernie	Scotland	84	80	-	-	164	15	Archibald Dickson	UK	-	-	-	-		15	Bob Mearns	UK	-	-	-	-	
7	Willie Brown	UK	87	78	-	-	165	15	Robert Drummond	UK	-	-	-	-		15	Tom Morris Sr	Scotland	-	-	-	-	
7	Willie Campbell	UK	84	81	-	-	165	15	David Duncan	UK	-	-	-	-		15	David Ness (A)	UK	-	-	-	-	
7	Davie Grant	UK	82	83	-	-	165	15	H.S.C. Everard (A)	UK	-	-	-	-		15	Frank Park	UK	-	-	-	-	
10	Hugh Kirkaldy	Scotland	83	83	-	-	166	15	Jack Ferguson	UK	-	-	-	-		15	James Paxton	UK	-	-	-	-	
10	William Thomson	UK	85	81	-	-	166	15	Bob Ferguson	Scotland	-	-	-	-		15	Peter Paxton	UK	-	-	-	-	
12	Archie Simpson	UK	89	78	-	-	167	15	W. Fleming	UK	-	-	-	-		15	Bob Pringle	UK	-	-	-	-	
13	A.M. Ross (A)	UK	87	82	-	-	169	15	George Goodall	UK	-	-	-	-		15	Alexander Robertson (A)	UK	-	-	-	-	
14	Jack Burns	Scotland	86	84	-	-	170	15	William Greig	UK	-	-	-	-		15	Bob Simpson	UK	-	-	-	-	
15	Jamie Allan	UK	-	-	-	-		15	Sandy Herd	Scotland	-	-	-	-		15	C. Ralph Smith (A)	UK	-	-	-	-	
15	Andrew Annand	UK	-	-	-	-		15	David Herd	UK	-	-	-	-		15	Robert Tait	UK	-	-	-	-	



1888 – St Andrews

Date: 6 October 1888

Champion: Jack Burns

Total: 171

Round Scores: 86 85

Total Purse: £20

First Prize: £8

Runner Up: David Anderson Jr

Leading Amateur: Leslie Balfour Melville

Field: 52


Leader each round

Round 1: Willie Campbell 84

Low score for each round

Round 1: 84 Willie Campbell

Final round: 84 Sandy Herd, Hugh Kirkaldy



The ‘pencil and rubber’ Open

Jack Burns won the 1888 Open at St Andrews in highly unusual circumstances. Burns thought he had tied on 172 with Ben Sayers and Davie Anderson.

A play-off the following Monday was expected when a member of the Royal and Ancient who was scrutinising the scorecards realised that Burns had not had an outward half of 47 in the morning round, as stated on his card, but 46.

Since it was only the addition that was at fault, and all the figures for each hole were correct,

the player’s score was amended. His opening 86, combined with a closing 85, gave Burns a total of 171 and, in an announcement to the crowd from Tom Morris’s golf shop, he was declared the winner.


Though Burns hailed from St Andrews, he only played in The Open intermittently and at the time of his victory he was the professional at the Warwick Golf Club in England. He was described as a “strapping young fellow” and was a big-hitter but on a day when the wind was blowing from the northwest his long game and his putting were top notch.

Although Anderson, the brother of former three-time Champion Jamie, in the first round became the first player to break 40 on the inward half, it was Burns’s outward 42 in the afternoon round that proved decisive. Anderson was out in 45 and Sayers, the diminutive clubmaker from North Berwick who played in The Open from 1878 to 1914, was out in 46. All three men had a 6 at the 17th hole but Anderson closed with an 86 and Sayers an 87. Willie Campbell was fourth, after rounds of 84 and 90, while amateur Leslie Balfour Melville was fifth. Andrew Kirkaldy tied for sixth place and Willie Park Jr, between his two victories, was 11th.

POS	PLAYER	COUNTRY	R1	R2	R3	R4	TOTAL
1	Jack Burns	Scotland	86	85	-	-	171
2	David Anderson Jr	UK	86	86	-	-	172
2	Ben Sayers	UK	85	87	-	-	172
4	Willie Campbell	UK	84	90	-	-	174
5	Leslie Balfour Melville (A)	UK	86	89	-	-	175
6	Davie Grant	UK	88	88	-	-	176
6	Andrew Kirkaldy	Scotland	87	89	-	-	176
8	Sandy Herd	Scotland	93	84	-	-	177
9	David Ayton	UK	87	91	-	-	178
10	John E. Laidlay (A)	UK	93	87	-	-	180
11	H.S.C. Everard (A)	UK	93	89	-	-	182
11	Hugh Kirkaldy	Scotland	98	84	-	-	182
11	Willie Park Jr	Scotland	90	92	-	-	182
14	Willie Fernie	Scotland	91	92	-	-	183
15	Laurie Auchterlonie (A)	UK	91	93	-	-	184
15	Bob Martin	Scotland	86	98	-	-	184
15	Archie Simpson	UK	91	93	-	-	184
18	Jamie Allan	UK	95	90	-	-	185

POS	PLAYER	COUNTRY	R1	R2	R3	R4	TOTAL
18	Willie Auchterlonie	Scotland	92	93	-	-	185
18	Jack Kirkaldy	UK	92	93	-	-	185
18	A.F. Macfie (A)	UK	94	91	-	-	185
18	Robert Tait	UK	95	90	-	-	185
23	William Greig (A)	UK	94	92	-	-	186
23	J.O.F. Morris	UK	96	90	-	-	186
25	N. Playfair (A)	UK	94	93	-	-	187
26	David Leitch (A)	UK	93	96	-	-	189
27	Willie Anderson	UK	98	92	-	-	190
27	Tom Morris Sr	Scotland	94	96	-	-	190
27	D.G. Rose (A)	UK	101	89	-	-	190
30	Bob Simpson	UK	90	101	-	-	191
31	Leslie Smith (A)	UK	95	97	-	-	192
32	David Anderson Sr	UK	97	98	-	-	195
32	Jamie Anderson	Scotland	96	99	-	-	195
32	E. Mason	UK	100	95	-	-	195
32	David Simpson	UK	99	96	-	-	195
36	A. Burns	UK	99	97	-	-	196

POS	PLAYER	COUNTRY	R1	R2	R3	R4	TOTAL
37	James Anderson Jr	UK	-	-	-	-	-
37	Robert T. Boothby (A)	UK	-	-	-	-	-
37	Robert Braid (A)	UK	-	-	-	-	-
37	G.L. Chambers (A)	UK	-	-	-	-	-
37	David Corstorphine	UK	-	-	-	-	-
37	D. Cuthbert	UK	-	-	-	-	-
37	David Duncan	UK	-	-	-	-	-
37	D.S. Hindmarch (A)	UK	-	-	-	-	-
37	Robert Kinsman	UK	-	-	-	-	-
37	James Kirk (A)	UK	-	-	-	-	-
37	D. Leith	UK	-	-	-	-	-
37	John Spence (A)	UK	-	-	-	-	-
37	J.W.E. Stewart (A)	UK	-	-	-	-	-
37	J. Tolmie	UK	-	-	-	-	-
37	Frank Tulloch (A)	UK	-	-	-	-	-
37	R.B. Wilson	UK	-	-	-	-	-



1887 – Prestwick

Date: **16 September 1887**
 Champion: **Willie Park Jr**
 Total: **161**
 Round Scores: **82 79**
 Total Purse: **£20**
 First Prize: **£8**
 Runner Up: **Bob Martin**
 Leading Amateur: **John E. Laidlay**
 Field: **40**

Leader each round
 Round 1: **Willie Campbell 77**

Low score for each round
 Round 1: **77 Willie Campbell**
 Final round: **79 Willie Park Jr**

POS	PLAYER	COUNTRY	R1	R2	R3	R4	TOTAL	POS	PLAYER	COUNTRY	R1	R2	R3	R4	TOTAL	POS	PLAYER	COUNTRY	R1	R2	R3	R4	TOTAL
1	Willie Park Jr	Scotland	82	79	-	-	161	16	Bob Simpson	UK	90	89	-	-	179	28	James Cunningham	UK	-	-	-	-	-
2	Bob Martin	Scotland	81	81	-	-	162	17	George Fernie	UK	92	88	-	-	180	28	James Gow	UK	-	-	-	-	-
3	Willie Campbell	UK	77	87	-	-	164	17	Andrew Monaghan	UK	90	90	-	-	180	28	Thomas Grossert	UK	-	-	-	-	-
4	John E. Laidlay (A)	UK	86	80	-	-	166	19	Hugh Kirkaldy	Scotland	89	92	-	-	181	28	Robert Hutchison (A)	UK	-	-	-	-	-
5	Ben Sayers	UK	83	85	-	-	168	20	James Boyd	UK	95	87	-	-	182	28	James Kinsman	UK	-	-	-	-	-
5	Archie Simpson	UK	81	87	-	-	168	20	Percy Wilson (A)	UK	90	92	-	-	182	28	Thomas Lamb (A)	UK	-	-	-	-	-
7	Willie Fernie	Scotland	86	87	-	-	173	22	A.F. Macfie (A)	UK	94	90	-	-	184	28	David Leitch (A)	UK	-	-	-	-	-
7	Davie Grant	UK	89	84	-	-	173	22	Andrew Stuart (A)	UK	96	88	-	-	184	28	Tom Morris Sr	Scotland	-	-	-	-	-
9	David Brown	Scotland	82	92	-	-	174	24	Peter Fernie	UK	95	90	-	-	185	28	Hugh Morrison	UK	-	-	-	-	-
10	Ben Campbell	UK	88	87	-	-	175	25	J.S. Carrick (A)	UK	96	90	-	-	186	28	Frank Park	UK	-	-	-	-	-
10	Horace Hutchinson (A)	UK	87	88	-	-	175	25	Jack Morris	UK	93	93	-	-	186	28	J. Robinson (A)	UK	-	-	-	-	-
12	David Ayton	UK	89	87	-	-	176	27	Douglas McEwan	UK	94	93	-	-	187	28	Andrew Somerville	UK	-	-	-	-	-
12	James Kay	UK	89	87	-	-	176	28	Matthew Allan	UK	-	-	-	-	-	28	George Strath	UK	-	-	-	-	-
12	Jack Kirkaldy	UK	89	87	-	-	176	28	Jamie Anderson	Scotland	-	-	-	-	-								
12	Jack Simpson	Scotland	85	91	-	-	176	28	Willie Anderson	UK	-	-	-	-	-								



1886 – Musselburgh

Date: 5 November 1886

Champion: David Brown

Total: 157

Round Scores: 79 78

Total Purse: £20

First Prize: £8

Runner Up: Willie Campbell

Leading Amateur: John E. Laidlay

Field: 42


Leader each round

Round 1: Willie Campbell, John Lambert 78

Low score for each round

Round 1: 78 Willie Campbell, John Lambert

Final round: 76 David Grant



POS	PLAYER	COUNTRY	R1	R2	R3	R4	TOTAL
1	David Brown	Scotland	79	78	-	-	157
2	Willie Campbell	UK	78	81	-	-	159
3	Ben Campbell	UK	79	81	-	-	160
4	Bob Ferguson	Scotland	82	79	-	-	161
4	Thomas Grossert	UK	80	81	-	-	161
4	Willie Park Jr	Scotland	84	77	-	-	161
4	Archie Simpson	UK	82	79	-	-	161
8	Willie Fernie	Scotland	79	83	-	-	162
8	David Grant	UK	86	76	-	-	162
8	John E. Laidlay (A)	UK	80	82	-	-	162
11	J.O.F. Morris	UK	81	82	-	-	163
12	John Lambert	UK	78	86	-	-	164
12	Thomas McWatt	UK	81	83	-	-	164
12	Jack Simpson	Scotland	83	81	-	-	164

POS	PLAYER	COUNTRY	R1	R2	R3	R4	TOTAL
15	Bob Simpson	UK	84	81	-	-	165
16	Tom Dunn	UK	83	83	-	-	166
16	Horace Hutchinson (A)	UK	81	85	-	-	166
16	Bob Pringle	UK	80	86	-	-	166
16	Ben Sayers	UK	84	82	-	-	166
20	William Cosgrove	UK	84	83	-	-	167
20	Robert Tait	UK	84	83	-	-	167
22	Peter Fernie	UK	85	83	-	-	168
23	Peter Paxton	UK	87	82	-	-	169
24	Jack Ferguson	UK	83	87	-	-	170
24	George Strath	UK	86	84	-	-	170
26	David Simpson	UK	84	88	-	-	172
27	Willie Dunn Jr	UK	85	88	-	-	173
27	Tom Morris Sr	Scotland	88	85	-	-	173

POS	PLAYER	COUNTRY	R1	R2	R3	R4	TOTAL
29	Charlie Crawford	UK	85	89	-	-	174
29	James Keddie	UK	84	90	-	-	174
31	James Denham (A)	UK	86	89	-	-	175
31	H.S.C. Everard (A)	UK	86	89	-	-	175
33	Jamie Allan	UK	86	90	-	-	176
33	Mungo Park	Scotland	86	90	-	-	176
35	Albert Park (A)	UK	88	91	-	-	179
36	J.C. Baldwin	UK	-	-	-	-	-
36	Thomas Brown	UK	-	-	-	-	-
36	George Drummond	UK	-	-	-	-	-
36	David Leitch (A)	UK	-	-	-	-	-
36	George Millar (A)	UK	-	-	-	-	-
36	Willie Park Sr	Scotland	-	-	-	-	-
36	William Thomson	UK	-	-	-	-	-



1885 – St Andrews

Date: **3 October 1885**
 Champion: **Bob Martin**
 Total: **171**
 Round Scores: **84 87**
 Total Purse: **£35 10s**
 First Prize: **£10**
 Runner Up: **Archie Simpson**
 Leading Amateur: **Horace Hutchinson**
 Field: **60**

Leader each round
 Round 1: **Archie Simpson 83**

Low score for each round
 Round 1: **83 Archie Simpson**
 Final round: **84 David Ayton, Jack Kirkaldy**

Second Open victory for Bob Martin

Bob Martin became the first player to win two Opens at St Andrews, a feat that has been matched since by only by some of the game's greatest players in JH Taylor, James Braid, Jack Nicklaus and Tiger Woods.

Martin was a St Andrews caddie who worked with Old Tom Morris in his clubmaking business. His victory in 1876 was controversial because he was given a walk-over in the play-off when Davie Strath refused to participate. Strath was under the threat of disqualification for an incident during regulation play and objected when

the Championship Committee postponed a decision until after the play-off.

Nine years later and Martin's victory was not tainted in any way, even if he finished with a narrow advantage of only one stroke over Archie Simpson, brother of the defending Champion Jack. Archie Simpson led after a first round of 83, to Martin's 84, but in ever-strengthening winds, Martin recorded an 87 in the afternoon to Simpson's 89. Having played his usual steady and careful game, the Champion was loudly applauded down the 18th fairway as he secured the 5 he needed to win outright.

Martin's total of 171 was five strokes better than his tally in 1876 but two strokes outside that of 1879 winner on the Old Course, Jamie Anderson. Neither of the last two St Andrews Champions, Anderson and Bob Ferguson, competed.

David Ayton finished in third place, one stroke behind, but was left ruing an 11 at the 17th when he twice had to play from the road behind the green. The 1883 winner Willie Fernie, future Champion Willie Park Jnr and Archie's brother Bob all finished a further stroke back.

POS	PLAYER	COUNTRY	R1	R2	R3	R4	TOTAL
1	Bob Martin	Scotland	84	87	-	-	171
2	Archie Simpson	UK	83	89	-	-	172
3	David Ayton	UK	89	84	-	-	173
4	Willie Fernie	Scotland	89	85	-	-	174
4	Willie Park Jr	Scotland	86	88	-	-	174
4	Bob Simpson	UK	85	89	-	-	174
7	Jack Burns	Scotland	88	87	-	-	175
8	Peter Paxton	UK	85	91	-	-	176
9	Willie Campbell	UK	86	91	-	-	177
9	J.O.F. Morris	UK	91	86	-	-	177
11	Horace Hutchinson (A)	UK	87	91	-	-	178
11	Jack Kirkaldy	UK	94	84	-	-	178
13	John E. Laidlay (A)	UK	87	92	-	-	179
13	Jack Simpson	Scotland	87	92	-	-	179
15	Ben Sayers	UK	94	86	-	-	180
16	Leslie Balfour Melville (A)	UK	90	91	-	-	181
16	William Greig	UK	89	92	-	-	181
18	H.S.C. Everard (A)	UK	90	92	-	-	182
18	George Fernie	UK	87	95	-	-	182
18	James Rennie	UK	90	92	-	-	182

POS	PLAYER	COUNTRY	R1	R2	R3	R4	TOTAL
21	David Anderson Sr	UK	96	87	-	-	183
22	Ben Campbell	UK	88	96	-	-	184
23	W. Brown	UK	91	95	-	-	186
24	W. Anderson	UK	90	97	-	-	187
24	Samuel Mure Fergusson (A)	UK	96	91	-	-	187
26	W.H. Goff (A)	UK	97	91	-	-	188
27	T.S. Hendry (A)	UK	94	95	-	-	189
27	Robert Kinsman	UK	96	93	-	-	189
29	Jamie Allan	UK	93	97	-	-	190
29	William Cosgrove	UK	88	102	-	-	190
29	Bruce Goff (A)	UK	96	94	-	-	190
29	Tom Morris Sr	Scotland	96	94	-	-	190
33	T. Gourlay	UK	96	95	-	-	191
34	David Auchterlonie	UK	93	99	-	-	192
34	Willie Dunn Jr	UK	95	97	-	-	192
36	Jack Morris	UK	98	95	-	-	193
37	Hugh Kirkaldy	Scotland	101	93	-	-	194
38	Willie Auchterlonie	Scotland	103	92	-	-	195
38	David Corstorphine	UK	97	98	-	-	195
38	D. Grant	UK	98	97	-	-	195

POS	PLAYER	COUNTRY	R1	R2	R3	R4	TOTAL
38	James Kirk (A)	UK	99	96	-	-	195
38	George Mason	UK	94	101	-	-	195
43	David Anderson Jr	UK	100	97	-	-	197
44	David Baldie (A)	UK	97	101	-	-	198
44	D. McEwan	UK	97	101	-	-	198
46	James Kinsman	UK	100	99	-	-	199
47	Joseph Auchterlonie	UK	-	-	-	-	-
47	John Ball Jr (A)	England	-	-	-	-	-
47	Robert Boothby (A)	UK	-	-	-	-	-
47	Willie Burn (A)	UK	-	-	-	-	-
47	C. Conacher	UK	-	-	-	-	-
47	J. Fernie	UK	-	-	-	-	-
47	Sandy Herd	Scotland	-	-	-	-	-
47	J. Hunter (A)	UK	-	-	-	-	-
47	A.H. Molesworth (A)	UK	-	-	-	-	-
47	Frank Park	UK	-	-	-	-	-
47	Mungo Park	Scotland	-	-	-	-	-
47	L. Ross	UK	-	-	-	-	-
47	George Sayers	UK	-	-	-	-	-
60	David Simpson	UK	Wd	-	-	-	-



1884 – Prestwick

Date: **3 October 1884**

Champion: **Jack Simpson**

Total: **160**

Round Scores: **78 82**

Total Purse: **£23**

First Prize: **£8**

Runner Up: **Willie Fernie**

Leading Amateur: **William Doleman**

Field: **28**

Leader each round

Round 1: **Jack Simpson 78**

Low score for each round

Round 1: **78 Jack Simpson**

Final round: **82 Jack Simpson**



POS	PLAYER	COUNTRY	R1	R2	R3	R4	TOTAL
1	Jack Simpson	Scotland	78	82	-	-	160
2	Willie Fernie	Scotland	80	84	-	-	164
2	Douglas Rolland	UK	81	83	-	-	164
4	Willie Campbell	UK	84	85	-	-	169
4	Willie Park Jr	Scotland	86	83	-	-	169
6	Ben Sayers	UK	83	87	-	-	170
7	Tom Dunn	UK	-	-	-	-	171
7	George Fernie	UK	-	-	-	-	171
9	Peter Fernie	UK	-	-	-	-	172
9	Jack Kirkaldy	UK	-	-	-	-	172

POS	PLAYER	COUNTRY	R1	R2	R3	R4	TOTAL
11	Matthew Allan	UK	-	-	-	-	173
11	Willie Dunn Jr	UK	-	-	-	-	173
13	J.O.F. Morris	UK	-	-	-	-	174
13	Tom Morris Sr	Scotland	-	-	-	-	174
15	Jamie Anderson	Scotland	-	-	-	-	175
16	William Cosgrove	UK	-	-	-	-	178
16	William Doleman (A)	UK	-	-	-	-	178
18	J. Hunter (A)	UK	-	-	-	-	179
19	D. Grant	UK	-	-	-	-	180
20	David Bone (A)	UK	-	-	-	-	-

POS	PLAYER	COUNTRY	R1	R2	R3	R4	TOTAL
20	James Boyd	UK	-	-	-	-	-
20	William Hunter (A)	UK	-	-	-	-	-
20	Andrew Monaghan	UK	-	-	-	-	-
20	J. Moore	UK	-	-	-	-	-
20	Andrew Somerville	UK	-	-	-	-	-
20	George Strath	UK	-	-	-	-	-
20	D. Thomson	UK	-	-	-	-	-
20	H. Wilson	UK	-	-	-	-	-

1883 – Musselburgh

Date: **16 November 1883**

Champion: **Willie Fernie**

Total: **158**

Round Scores: **75 83**

Total Purse: **£20**

First Prize: **£8**

Runner Up: **Bob Ferguson**

Leading Amateur: **George Millar**

Field: **34**

Leader each round

Round 1: **Willie Fernie 75**

Low score for each round

Round 1: **75 Willie Fernie**


Final round: **77 W. Brown**



POS	PLAYER	COUNTRY	R1	R2	R3	R4	TOTAL
1	Willie Fernie	Scotland	75	83	-	-	158
2	Bob Ferguson	Scotland	78	80	-	-	158
3	Willie Brown	UK	83	77	-	-	160
4	Bob Pringle	UK	79	82	-	-	161
5	Willie Campbell	UK	80	83	-	-	163
5	George Paxton	UK	80	83	-	-	163
7	Ben Sayers	UK	81	83	-	-	164
8	Willie Park Jr	Scotland	77	88	-	-	165
9	Willie Dunn Jr	UK	85	81	-	-	166
10	Ben Campbell	UK	81	86	-	-	167
10	Tom Morris Sr	Scotland	86	81	-	-	167
10	Peter Paxton	UK	85	82	-	-	167

POS	PLAYER	COUNTRY	R1	R2	R3	R4	TOTAL
10	Douglas Rolland	UK	82	85	-	-	167
14	Thomas Grossert	UK	82	86	-	-	168
15	Frank Park	UK	84	85	-	-	169
16	William Cosgrove	UK	79	91	-	-	170
17	Tom Dunn	UK	87	84	-	-	171
17	Jack Simpson	Scotland	90	81	-	-	171
19	George Millar (A)	UK	80	92	-	-	172
20	David Leitch (A)	UK	88	86	-	-	174
21	Tom Arundel	UK	87	88	-	-	175
22	Willie Park Sr	Scotland	94	82	-	-	176
23	William Thomson	UK	90	87	-	-	177
24	David Brown	Scotland	88	91	-	-	179

POS	PLAYER	COUNTRY	R1	R2	R3	R4	TOTAL
24	D. Grant	UK	89	90	-	-	179
26	David Corstorphine	UK	88	93	-	-	181
27	Mungo Park	Scotland	93	89	-	-	182
28	Robert Tait	UK	89	94	-	-	183
29	George Strath	UK	91	93	-	-	184
30	David Baldie (A)	UK	92	93	-	-	185
31	John Lambert	UK	96	90	-	-	186
32	A. Brown	UK	96	101	-	-	187
33	Thomas Brown	UK	Wd	-	-	-	-
33	Charlie Crawford	UK	Wd	-	-	-	-



1882 – St Andrews

Date: **30 September 1882**
 Champion: **Bob Ferguson**
 Total: **171**
 Round Scores: **83 88**
 Total Purse: **£47 5s**
 First Prize: **£12**
 Runner Up: **Willie Fernie**
 Leading Amateur: **Fitz Boothby**
 Field: **40**

Leader each round
 Round 1: **Bob Ferguson 83**

Low score for each round
 Round 1: **83 Bob Ferguson**
 Final round: **86 Willie Fernie, Bob Martin, George Lowe**

Three in a row for the Musselburgh champion

Just as Jamie Anderson had done three years earlier, Bob Ferguson completed a hat-trick of victories at St Andrews in 1882.

Young Tommy Morris had won four Opens in a row but the only player to claim three-in-a row since Ferguson remains Peter Thomson in 1954-56. As the previous year when he secured his second title, Ferguson won by three strokes.

His form had been patchy just prior to The Open but the double defending Champion

produced his best form when it mattered. He went out in 40 and posted an 83 which was three strokes better than anyone else managed on either round. Jack Kirkaldy and Fitz Boothby, an amateur, were his nearest challengers with Anderson a stroke further back.

Ferguson's form around the Loop at the far end of the Old Course was particularly fine. His only 5 came at the 12th in the second round. Though finishing with two 6s, an 88 gave him a total of 171, while Willie Fernie closed with an 86, the best score of the

afternoon, to finish second, three strokes behind. Anderson finished a further stroke behind alongside Kirkaldy, Boothby and Bob Martin, who won the 1876 Open at St Andrews and would win again when it returned to the Old Course in 1885.

Unlike Anderson who did not play in 1880, Ferguson came close to winning a fourth successive title and matching Young Tommy Morris a year later at Musselburgh but lost a play-off to Fernie. Shortly afterwards Ferguson suffered an attack of typhoid that prevented him from playing regularly again.

POS	PLAYER	COUNTRY	R1	R2	R3	R4	TOTAL
1	Bob Ferguson	Scotland	83	88	-	-	171
2	Willie Fernie	Scotland	88	86	-	-	174
3	Jamie Anderson	Scotland	87	88	-	-	175
3	Fitz Boothby (A)	UK	86	89	-	-	175
3	Jack Kirkaldy	UK	86	89	-	-	175
3	Bob Martin	Scotland	89	86	-	-	175
7	David Ayton	UK	90	88	-	-	178
7	James Mansfield (A)	UK	91	87	-	-	178
7	Willie Park Sr	Scotland	89	89	-	-	178
7	James Rennie	UK	90	88	-	-	178
11	Tom Kidd	Scotland	87	93	-	-	180
11	Henry Lamb (A)	UK	88	92	-	-	180
13	Andrew Alexander	UK	93	88	-	-	181
13	George Lowe	UK	95	86	-	-	181

POS	PLAYER	COUNTRY	R1	R2	R3	R4	TOTAL
13	Douglas Rolland	UK	88	93	-	-	181
16	W. Honeyman	UK	93	89	-	-	182
16	W. Thomson	UK	95	87	-	-	182
18	Tom Dunn	UK	93	90	-	-	183
18	Willie Park Jr	Scotland	90	93	-	-	183
18	Ben Sayers	UK	92	91	-	-	183
21	David Anderson Sr	UK	91	93	-	-	184
21	Peter Fernie	UK	94	90	-	-	184
23	Jack Burns	Scotland	97	92	-	-	189
23	George Forrester	UK	94	95	-	-	189
23	Bob Pringle	UK	92	97	-	-	189
23	David Simpson	UK	98	91	-	-	189
27	Tom Arundel	UK	97	93	-	-	190
28	James Kirk (A)	UK	101	90	-	-	191

POS	PLAYER	COUNTRY	R1	R2	R3	R4	TOTAL
29	James Hunter (A)	UK	92	100	-	-	192
29	Robert Kinsman	UK	99	93	-	-	192
31	Bob Kirk	UK	103	90	-	-	193
32	H.S.C. Everard (A)	UK	99	95	-	-	194
33	Robert Armit (A)	UK	97	98	-	-	195
34	Willie Dunn Jr	UK	98	99	-	-	197
34	James Fenton	UK	98	99	-	-	197
36	W. Kirk (A)	UK	103	96	-	-	199
37	John Reid	UK	98	103	-	-	201
38	John Dunn (A)	UK	103	101	-	-	204
39	James Logan White (A)	UK	100	115	-	-	215
40	Archie Simpson	UK	-	-	-	-	-



1881 – Prestwick

Date: **14 October 1881**

Champion: **Bob Ferguson**

Total: **170**

Round Scores: **53 60 57**

Total Purse: **£21**

First Prize: **£8**

Runner Up: **Jamie Anderson**

Leading Amateur: **Robert Armit**

Field: **22**

Leader each round

Round 1: **Bob Ferguson 53**


Round 2: **Bob Ferguson 113**

Low score for each round

Round 1: **53 Bob Ferguson**

Round 2: **56 Willie Campbell**

Final round: **56 Jamie Anderson, Willie Fernie**



POS	PLAYER	COUNTRY	R1	R2	R3	R4	TOTAL
1	Bob Ferguson	Scotland	53	60	57	-	170
2	Jamie Anderson	Scotland	57	60	56	-	173
3	Ned Cosgrove	UK	61	59	57	-	177
4	Bob Martin	Scotland	57	62	59	-	178
5	Willie Campbell	UK	60	56	65	-	181
5	Tom Morris Sr	Scotland	58	65	58	-	181
5	Willie Park Jr	Scotland	66	57	58	-	181
8	Willie Fernie	Scotland	65	62	56	-	183

POS	PLAYER	COUNTRY	R1	R2	R3	R4	TOTAL
9	Robert Armit (A)	UK	-	-	-	-	-
9	James Boyd	UK	-	-	-	-	-
9	William Doleman (A)	UK	-	-	-	-	-
9	James Gow	UK	-	-	-	-	-
9	James Hunter (A)	UK	-	-	-	-	-
9	Andrew Monaghan	UK	-	-	-	-	-
9	J.O.F. Morris	UK	-	-	-	-	-
9	Jack Morris	UK	-	-	-	-	-

POS	PLAYER	COUNTRY	R1	R2	R3	R4	TOTAL
9	Frank Park	UK	-	-	-	-	-
9	Mungo Park	Scotland	-	-	-	-	-
9	Willie Park Sr	Scotland	-	-	-	-	-
9	Ben Sayers	UK	-	-	-	-	-
9	George Strath	UK	-	-	-	-	-
9	Percy Wilson (A)	UK	-	-	-	-	-

1880 – Musselburgh

Date: **9 April 1880**

Champion: **Bob Ferguson**

Total: **162**

Round Scores: **81 81**

Total Purse: **Not Known**

First Prize: **£8**

Runner Up: **Peter Paxton**

Field: **30**


Leader each round

Round 1: **Bob Ferguson 81**

Low score for each round

Round 1: **81 Bob Ferguson**

Final round: **79 Bob Pringle**



POS	PLAYER	COUNTRY	R1	R2	R3	R4	TOTAL
1	Bob Ferguson	Scotland	81	81	-	-	162
2	Peter Paxton	UK	84	83	-	-	167
3	Ned Cosgrove	UK	82	86	-	-	168
4	David Brown	Scotland	86	83	-	-	169
4	George Paxton	UK	85	84	-	-	169
4	Bob Pringle	UK	90	79	-	-	169
7	Andrew Kirkaldy	Scotland	85	85	-	-	170
8	Willie Brown	UK	87	84	-	-	171
8	David Grant	UK	87	84	-	-	171
10	Tom Morris Sr	Scotland	87	88	-	-	175

POS	PLAYER	COUNTRY	R1	R2	R3	R4	TOTAL
11	Tom Arundel	UK	86	93	-	-	179
11	Thomas Brown	UK	90	89	-	-	179
11	Willie Campbell	UK	88	91	-	-	179
11	J. Foreman	UK	92	87	-	-	179
15	Willie Park Sr	Scotland	89	92	-	-	181
16	Willie Park Jr	Scotland	92	90	-	-	182
17	David Corstorphine	UK	93	90	-	-	183
17	George Strath	UK	87	96	-	-	183
19	Ben Sayers	UK	91	93	-	-	184
20	Mungo Park	Scotland	95	92	-	-	187

POS	PLAYER	COUNTRY	R1	R2	R3	R4	TOTAL
21	A. Brown	UK	97	92	-	-	189
22	Robert Drummond	UK	96	94	-	-	190
22	W. Thomson	UK	96	94	-	-	190
24	J. Beveridge	UK	94	97	-	-	191
25	R. Cosgrove	UK	-	-	-	-	-
25	Charles Gibson	UK	-	-	-	-	-
25	Tom Hood	UK	-	-	-	-	-
25	J. McKenzie	UK	-	-	-	-	-
25	A. Murray	UK	-	-	-	-	-
25	Frank Park	UK	-	-	-	-	-



1879 – St Andrews

Date: 27 September 1879
 Champion: **Jamie Anderson**
 Total: 169
 Round Scores: **84 85**
 Total Purse: £47
 First Prize: £10
 Runner Up: **Jamie Allan**
 Leading Amateur: **Henry Lamb**
 Field: 47

Leader each round
 Round 1: **Jamie Anderson 84**

Low score for each round
 Round 1: **84 Jamie Anderson**
 Final round: **84 Jamie Allan**

Triple champion Jamie Anderson

Jamie Anderson won for a third consecutive year at St Andrews in 1879. Young Tommy Morris had won four Opens in a row but no one has since done better than a hat-trick of titles, with Anderson's followed immediately by three-in-a-row by Bob Ferguson and then only Peter Thomson in 1954-56.

The St Andrews man's steady play again left the rest in his wake, though he never took his time about it, seizing up a club as he walked to his ball and then quickly taking his stance, giving the flag one glance and then

swinging. His was an ideal temperament for tournament play.

There was nothing of the dramatics from his victory the previous year at Prestwick, where he holed in one at the penultimate hole, but an opening 84 put him two ahead of the field. An 85 in the afternoon sealed a three-stroke victory over another local man, Andrew Kirkaldy, and Jamie Allan, of Westward Ho!

Anderson's total of 169 was seven strokes better than the 176 on which Bob Martin and Davie Strath tied three years earlier.

George Paxton was fourth and Tom Kidd, Champion in the inaugural St Andrews Open in 1873, was fifth.

Anderson did not play in The Open the following year, so did not have the chance to match Young Tom's four-in-a-row, but was second to Ferguson in 1881 and was third the following year.

Kirkaldy was a runner-up in The Open twice more, and was third on three occasions, but never claimed the Claret Jug.

POS	PLAYER	COUNTRY	R1	R2	R3	R4	TOTAL
1	Jamie Anderson	Scotland	84	85	-	-	169
2	Jamie Allan	UK	88	84	-	-	172
2	Andrew Kirkaldy	Scotland	86	86	-	-	172
4	George Paxton	UK	89	85	-	-	174
5	Tom Kidd	Scotland	87	88	-	-	175
6	Bob Ferguson	Scotland	89	87	-	-	176
7	J.O.F. Morris	UK	92	87	-	-	179
8	Willie Fernie	Scotland	92	89	-	-	181
8	Jack Kirkaldy	UK	92	89	-	-	181
8	James Rennie	UK	93	88	-	-	181
11	Tom Arundel	UK	95	89	-	-	184
11	David Ayton	UK	95	89	-	-	184
11	Henry Lamb (A)	UK	91	93	-	-	184
14	William Doleman (A)	UK	91	94	-	-	185
14	Robert Kinsman	UK	88	97	-	-	185
14	Tom Morris Sr	Scotland	92	93	-	-	185

POS	PLAYER	COUNTRY	R1	R2	R3	R4	TOTAL
17	Bob Martin	Scotland	93	93	-	-	186
18	Ben Sayers	UK	92	95	-	-	187
19	David Anderson Sr	UK	94	94	-	-	188
20	David Corstorphine	UK	93	96	-	-	189
20	Bob Dow	UK	95	94	-	-	189
20	Tom Dunn	UK	90	99	-	-	189
20	Walter Gourlay	UK	92	97	-	-	189
20	D. Grant	UK	95	94	-	-	189
20	Peter Paxton	UK	99	90	-	-	189
20	Smith	UK	94	95	-	-	189
27	Douglas Argyll Robertson (A)	UK	97	93	-	-	190
27	A.W. Smith (A)	UK	91	99	-	-	190
29	Robert Armit (A)	UK	95	96	-	-	191
29	George Strath	UK	97	94	-	-	191
31	J.H. Blackwell (A)	UK	96	96	-	-	192
32	Tom Manzie	UK	96	97	-	-	193

POS	PLAYER	COUNTRY	R1	R2	R3	R4	TOTAL
33	G. Honeyman	UK	97	97	-	-	194
33	George Lowe	UK	94	100	-	-	194
35	James Fenton	UK	99	97	-	-	196
35	Robert Tait	UK	99	97	-	-	196
37	Bob Kirk	UK	99	98	-	-	197
37	Rev. D. Lundie	UK	98	99	-	-	197
39	Fitz Boothby (A)	UK	96	102	-	-	198
40	J. Thomson White (A)	UK	102	99	-	-	201
41	James Kirk (A)	UK	105	97	-	-	202
42	W.H. Goff (A)	UK	105	99	-	-	204
43	J. Cameron (A)	UK	-	-	-	-	-
43	William Greig	UK	-	-	-	-	-
43	Tom Kirk	UK	-	-	-	-	-
43	Stewart	UK	-	-	-	-	-
43	Henry Wilson (A)	UK	-	-	-	-	-



1878 – Prestwick

Date: 4 October 1878

Champion: **Jamie Anderson**

Total: 157

Round Scores: 53 53 51

Total Purse: **Not Known**

First Prize: **£8**

Runner Up: **Bob Kirk**

Leading Amateur: **John Ball Jr**

Field: 27

Leader each round

Round 1: **J.O.F. Morris 50**

Round 2: **Jamie Anderson, J.O.F. Morris 106**

Low score for each round

Round 1: **50 J.O.F. Morris**

Round 2: **53 Jamie Anderson, Bob Martin, Jamie Allan, Tom Morris Sr**

Final round: **51 Jamie Anderson, Bob Kirk**



POS	PLAYER	COUNTRY	R1	R2	R3	R4	TOTAL
1	Jamie Anderson	Scotland	53	53	51	-	157
2	Bob Kirk	UK	53	55	51	-	159
3	J.O.F. Morris	UK	50	56	55	-	161
4	John Ball Jr (A)	England	53	57	55	-	165
4	Bob Martin	Scotland	57	53	55	-	165
6	William Cosgrove	UK	55	56	55	-	166
6	Willie Park Sr	Scotland	53	56	57	-	166
8	Jamie Allan	UK	62	53	52	-	167
9	John Allan	UK	55	55	58	-	168

POS	PLAYER	COUNTRY	R1	R2	R3	R4	TOTAL
9	Tom Dunn	UK	54	60	54	-	168
11	Tom Morris Sr	Scotland	55	53	63	-	171
12	Ben Sayers	UK	56	59	58	-	173
13	Peter Paxton	UK	58	59	58	-	175
14	George Strath	UK	63	61	52	-	176
15	Alex Patrick	UK	62	56	60	-	178
16	Jack Morris	UK	58	57	64	-	179
17	Mungo Park	Scotland	60	58	62	-	180
18	George Lowe	UK	57	61	63	-	181

POS	PLAYER	COUNTRY	R1	R2	R3	R4	TOTAL
19	Neil Boon	UK	63	54	66	-	183
20	William Hunter (A)	UK	67	62	58	-	187
21	James Moore	UK	62	62	65	-	189
22	Bob Pringle	UK	62	65	65	-	192
23	Tom Carson	UK	65	65	Wd	-	-
24	William Doleman (A)	UK	-	-	-	-	-
24	David Grant	UK	-	-	-	-	-
24	George Paxton	UK	-	-	-	-	-
24	Percy Wilson (A)	UK	-	-	-	-	-

1877 – Musselburgh

Date: 6 April 1877

Champion: **Jamie Anderson**

Total: 160

Round Scores: 82 78

Total Purse: **£20**

First Prize: **£8**

Runner Up: **Bob Pringle**

Leading Amateur: **William Doleman**

Field: 24

Leader each round

Round 1: **William Brown, William Cosgrove, Bob Ferguson 80**

Low score for each round

Round 1: **80 William Brown, William Cosgrove, Bob Ferguson**

Final round: **78 Jamie Anderson**



POS	PLAYER	COUNTRY	R1	R2	R3	R4	TOTAL
1	Jamie Anderson	Scotland	82	78	-	-	160
2	Bob Pringle	UK	82	80	-	-	162
3	William Cosgrove	UK	80	84	-	-	164
3	Bob Ferguson	Scotland	80	84	-	-	164
5	William Brown	UK	80	86	-	-	166
5	Davie Strath	UK	85	81	-	-	166
7	Mungo Park	Scotland	-	-	-	-	167
8	A. Brown	UK	-	-	-	-	-

POS	PLAYER	COUNTRY	R1	R2	R3	R4	TOTAL
8	Thomas Brown	UK	-	-	-	-	-
8	M. Clayton	UK	-	-	-	-	-
8	R. Cosgrove	UK	-	-	-	-	-
8	William Doleman (A)	UK	-	-	-	-	-
8	John Dunn Sr	UK	-	-	-	-	-
8	Willie Ferguson	UK	-	-	-	-	-
8	Tom Hood	UK	-	-	-	-	-
8	Bob Kirk	UK	-	-	-	-	-

POS	PLAYER	COUNTRY	R1	R2	R3	R4	TOTAL
8	Bob Martin	Scotland	-	-	-	-	-
8	J.O.F. Morris	UK	-	-	-	-	-
8	Tom Morris Sr	Scotland	-	-	-	-	-
8	Willie Park Sr	Scotland	-	-	-	-	-
8	Peter Paxton	UK	-	-	-	-	-
8	W. Sutherland	UK	-	-	-	-	-
8	W. Thomson	UK	-	-	-	-	-
8	H. Wilson	UK	-	-	-	-	-



1876 – St Andrews

Date: **30 September 1876**

Champion: **Bob Martin**

Total: **176**

Round Scores: **86 90**

Total Purse: **£27**

First Prize: **£10**

Runner Up: **Davie Strath**

Leading Amateur: **Henry Lamb**

Field: **34**

Leader each round

Round 1: **Bob Martin, Davie Strath 86**

Low score for each round

Round 1: **86 Bob Martin, Davie Strath**

Final round: **89 Willie Park Sr, Walter Gourlay**

The play-off that never was

For the first time in 16 Opens two players tied on the same score. Bob Martin and Davie Strath both had rounds of 86 and then 90 for totals of 176. Willie Park Snr, despite a closing 89 finished in third place seven strokes behind.

But there was no play-off because Strath, threatened with disqualification, refused to take part. Martin, a St Andrews caddie and assistant to Old Tom Morris, walked the course on his own and was declared the winner.

This was the second Open at St Andrews and took place during the Royal and Ancient's

Autumn Meeting when Prince Leopold, the fifth son of Queen Victoria, was installed as captain.

Celebrations for the first royal visit to the town for 200 years included a ball and an evening of illuminations. The Open was pushed back to the Saturday when the Old Course was crowded with members playing their own games and huge crowds making for a chaotic scene.

At the 14th in the afternoon Strath pulled a shot towards the fifth fairway and hit an upholsterer by the name of Hutton on the head. Hutton was poleaxed yet soon

recovered, but Strath was upset and started dropping shots. At the 17th, unbeknown to him due to the crush of people, his approach hit a player putting out on the green. The ball was stopped from going onto the road and he two-putted for a 5 but then took a 6 at the last to tie.

The Championship Committee considered calls for Strath to be disqualified for playing before the 17th green was clear, but ordered the play-off proceed on the Monday "under protest". Strath objected that a decision should be made one way or the other prior to the play-off but was overruled and refused to participate.

POS	PLAYER	COUNTRY	R1	R2	R3	R4	TOTAL
1	Bob Martin	Scotland	86	90	-	-	176
2	Davie Strath	UK	86	90	-	-	176
3	Willie Park Sr	Scotland	94	89	-	-	183
4	Tom Morris Sr	Scotland	90	95	-	-	185
4	Mungo Park	Scotland	95	90	-	-	185
4	W. Thomson	UK	90	95	-	-	185
7	Henry Lamb (A)	UK	94	92	-	-	186
8	Walter Gourlay	UK	98	89	-	-	187
8	Bob Kirk	UK	95	92	-	-	187
8	George Paxton	UK	95	92	-	-	187
11	Robert Kinsman	UK	88	100	-	-	188
12	Jamie Anderson	Scotland	96	93	-	-	189

POS	PLAYER	COUNTRY	R1	R2	R3	R4	TOTAL
12	David Lamb (A)	UK	95	94	-	-	189
14	David Anderson Sr	UK	93	97	-	-	190
14	John Thompson	UK	89	101	-	-	190
16	James Fenton	UK	91	100	-	-	191
17	Charles Anderson (A)	UK	-	-	-	-	-
17	David Ayton	UK	-	-	-	-	-
17	Robert Boothby (A)	UK	-	-	-	-	-
17	W.E. Brand (A)	UK	-	-	-	-	-
17	W. Brand (A)	UK	-	-	-	-	-
17	David Corstorphine	UK	-	-	-	-	-
17	Alex Dishart (A)	UK	-	-	-	-	-
17	William Doleman (A)	UK	-	-	-	-	-

POS	PLAYER	COUNTRY	R1	R2	R3	R4	TOTAL
17	Bob Dow	UK	-	-	-	-	-
17	A. Griffith (A)	UK	-	-	-	-	-
17	J. Halkerston	UK	-	-	-	-	-
17	W. Honeyman	UK	-	-	-	-	-
17	Tom Kidd	Scotland	-	-	-	-	-
17	Tom Manzie	UK	-	-	-	-	-
17	J. Millar (A)	UK	-	-	-	-	-
17	J.O.F. Morris	UK	-	-	-	-	-
17	David Simpson	UK	-	-	-	-	-
17	Andrew Smith (A)	UK	-	-	-	-	-



1875 – Prestwick

Date: **10 September 1875**

Champion: **Willie Park Sr**

Total: **166**

Round Scores: **56 59 51**

Total Purse: **£20**

First Prize: **£8**

Runner Up: **Bob Martin**

Leading Amateur: **William Doleman**

Field: **18**

Leader each round

Round 1: **Bob Martin, Willie Park Sr 56**


Round 2: **Bob Ferguson, Bob Martin 114**

Low score for each round

Round 1: **56 Willie Park Sr, Bob Martin**

Round 2: **56 Bob Ferguson**

Final round: **51 Willie Park Sr**



POS	PLAYER	COUNTRY	R1	R2	R3	R4	TOTAL
1	Willie Park Sr	Scotland	56	59	51	-	166
2	Bob Martin	Scotland	56	58	54	-	168
3	Mungo Park	Scotland	59	57	55	-	171
4	Bob Ferguson	Scotland	58	56	58	-	172
5	James Rennie	UK	61	59	57	-	177
6	Davie Strath	UK	59	61	58	-	178

POS	PLAYER	COUNTRY	R1	R2	R3	R4	TOTAL
7	Tom Carson	UK	-	-	-	-	181
7	Bob Pringle	UK	62	58	61	-	181
9	William Doleman (A)	UK	65	59	59	-	183
9	Hugh Morrison	UK	62	59	62	-	183
11	John Campbell	UK	57	66	63	-	186
12	Neil Boon	UK	67	60	62	-	189

POS	PLAYER	COUNTRY	R1	R2	R3	R4	TOTAL
13	James Guthrie	UK	63	64	66	-	193
14	Matthew Allan	UK	67	65	62	-	194
15	James Boyd	UK	67	65	63	-	195
16	Nicol Patrick	UK	-	-	-	-	-
17	R. Balfour	UK	-	-	-	-	-
17	William Hunter (A)	UK	-	-	-	-	-

1874 – Musselburgh

Date: **10 April 1874**

Champion: **Mungo Park**

Total: **159**

Round Scores: **75 84**

Total Purse: **£20**

First Prize: **£8**

Runner Up: **Tom Morris Jr**

Leading Amateur: **T. Hunter**

Field: **32**

Leader each round

Round 1: **Mungo Park 75**

Low score for each round

Round 1: **75 Mungo Park**


Final round: **78 Tom Morris Jr**



POS	PLAYER	COUNTRY	R1	R2	R3	R4	TOTAL
1	Mungo Park	Scotland	75	84	-	-	159
2	Tom Morris Jr	Scotland	83	78	-	-	161
3	George Paxton	UK	80	82	-	-	162
4	Bob Martin	Scotland	85	79	-	-	164
5	Jamie Anderson	Scotland	82	83	-	-	165
6	David Park	UK	83	83	-	-	166
6	W. Thomson	UK	84	82	-	-	166
8	Bob Ferguson	Scotland	83	84	-	-	167
8	Tom Kidd	Scotland	84	83	-	-	167
10	John Ferguson	UK	87	82	-	-	169
10	G. McCachnie	UK	79	90	-	-	169

POS	PLAYER	COUNTRY	R1	R2	R3	R4	TOTAL
10	J.O.F. Morris	UK	88	81	-	-	169
13	Willie Park Sr	Scotland	83	87	-	-	170
14	Tom Hood	UK	83	88	-	-	171
14	Bob Pringle	UK	85	86	-	-	171
16	T. Hunter (A)	UK	88	86	-	-	174
17	Thomas Brown	UK	87	88	-	-	175
18	Tom Morris Sr	Scotland	90	86	-	-	176
18	Davie Strath	UK	86	90	-	-	176
20	William Cosgrove	UK	88	89	-	-	177
20	William Doleman (A)	UK	89	88	-	-	177
22	R. Cosgrove	UK	92	86	-	-	178

POS	PLAYER	COUNTRY	R1	R2	R3	R4	TOTAL
22	Willie Dunn Sr	UK	87	91	-	-	178
24	J. Dow	UK	88	94	-	-	182
24	James Fenton	UK	90	92	-	-	182
26	Willie Brown	UK	91	93	-	-	184
27	W. Hutchison	UK	90	95	-	-	185
28	Charlie Hunter	UK	93	94	-	-	187
29	Nicol Patrick	UK	98	98	-	-	196
30	M. Clayton	UK	99	101	-	-	200
31	A. Brown	UK	96	106	-	-	202
32	John Campbell	UK	-	-	-	-	-



1873 – St Andrews

Date: **4 October 1873**
 Champion: **Tom Kidd**
 Total: **179**
 Round Scores: **91 88**
 Total Purse: **Not Known**
 First Prize: **£11**
 Runner Up: **Jamie Anderson**
 Leading Amateur: **Henry Lamb**
 Field: **27**

Leader each round
 Round 1: **Jamie Anderson, Tom Kidd, Bob Kirk 91**

Low score for each round
 Round 1: **91 Jamie Anderson, Tom Kidd, Bob Kirk**
 Final round: **88 Tom Kidd**

Tom Kidd becomes hometown Champion

Tom Kidd won the first Open played at St Andrews in 1873 and was the first Champion presented with the Claret Jug.

When The Championship was re-instated the previous year there had not been time to get a new trophy ready so when Young Tom Morris won for the fourth time he only received the Gold Medal. However, the new Golf Champion Trophy, as it was originally known, a silver pitcher made by Mackay Cunningham & Co in Edinburgh, was first inscribed with Young Tom's name against 1872 before being presented to Kidd.

Morris was the favourite, of course, but following days of torrential rain conditions were almost unplayable on the Old Course. Puddles and ponds of standing water were everywhere and for the first time there was a rule created that a submerged ball could be moved to a drier spot, no nearer the hole, but at a cost of a penalty stroke.

Young Tom's putting was wretched in the morning round and his 94 left him three behind Kidd and Jamie Anderson. Kidd, a St Andrews caddie who was a powerful hitter, went out in 39 in the afternoon, an amazing spurt in the conditions but then struggled

coming home. Morris holed a long putt on the last green for an 89 but was on 183.

Anderson, despite a 9 at the 12th, beat him with a 5 at the last to post 180. Kidd had a putt on the last to win and holed it, an inward 49 giving him a closing 88 and a total of 179, the highest ever winning score while The Championship was played over 36 holes. Morris shared third place with Bob Kirk. Kidd, 25, was the first player to win on his debut, other than Willie Park Snr in the inaugural Open.

POS	PLAYER	COUNTRY	R1	R2	R3	R4	TOTAL
1	Tom Kidd	Scotland	91	88	-	-	179
2	Jamie Anderson	Scotland	91	89	-	-	180
3	Bob Kirk	UK	91	92	-	-	183
3	Tom Morris Jr	Scotland	94	89	-	-	183
5	Davie Strath	UK	97	90	-	-	187
6	Walter Gourlay	UK	92	96	-	-	188
7	Tom Morris Sr	Scotland	93	96	-	-	189
8	Henry Lamb (A)	UK	96	96	-	-	192
9	Willie Fernie	Scotland	101	93	-	-	194

POS	PLAYER	COUNTRY	R1	R2	R3	R4	TOTAL
9	Bob Martin	Scotland	97	97	-	-	194
11	Robert Armit (A)	UK	99	96	-	-	195
11	James Fenton	UK	94	101	-	-	195
11	J.O.F. Morris	UK	96	99	-	-	195
14	Samuel Mure Fergusson (A)	UK	98	101	-	-	199
15	Tom Manzie	UK	96	104	-	-	200
16	Jack Morris	UK	106	100	-	-	206
17	David Ayton	UK	111	96	-	-	207
17	W. Thomson	UK	98	109	-	-	207

POS	PLAYER	COUNTRY	R1	R2	R3	R4	TOTAL
19	John Chisholm	UK	103	105	-	-	208
20	Bob Pringle	UK	109	102	-	-	211
21	David Brand	UK	110	103	-	-	213
22	Robert Greig	UK	-	-	-	-	-
22	John Grieve	UK	-	-	-	-	-
22	William Henderson	UK	-	-	-	-	-
22	Rev. G.S. Jack (A)	UK	-	-	-	-	-
22	Thomas McWhannell (A)	UK	-	-	-	-	-
22	Douglas Argyll Robertson (A)	UK	-	-	-	-	-



1872 – Prestwick

Date: **13 September 1872**

Champion: **Tom Morris Jr**

Total: **166**

Round Scores: **57 56 53**

Total Purse: **Not Known**

First Prize: **£8**

Runner Up: **Davie Strath**

Leading Amateur: **William Doleman**

Field: **8**

Leader each round

Round 1: **Davie Strath 56**


Round 2: **Davie Strath 108**

Low score for each round

Round 1: **56 Davie Strath**

Round 2: **52 Davie Strath**

Final round: **53 Tom Morris Jr**



POS	PLAYER	COUNTRY	R1	R2	R3	R4	TOTAL
1	Tom Morris Jr	Scotland	57	56	53	-	166
2	Davie Strath	UK	56	52	61	-	169
3	William Doleman (A)	UK	63	60	54	-	177

POS	PLAYER	COUNTRY	R1	R2	R3	R4	TOTAL
4	Tom Morris Sr	Scotland	62	60	57	-	179
4	David Park	UK	61	57	61	-	179
6	Charlie Hunter	UK	60	60	69	-	189

POS	PLAYER	COUNTRY	R1	R2	R3	R4	TOTAL
7	William Hunter (A)	UK	65	63	69	-	197
8	Hugh Brown	UK	65	73	61	-	199

There was no Championship in 1871.

1870 – Prestwick

Date: **15 September 1870**

Champion: **Tom Morris Jr**

Total: **149**

Round Scores: **47 51 51**

Total Purse: **£12**

First Prize: **£6**

Runner Up: **Bob Kirk**

Leading Amateur: **William Doleman**

Field: **17**

Leader each round

Round 1: **Tom Morris Jr 47**


Round 2: **Tom Morris Jr 98**

Low score for each round

Round 1: **47 Tom Morris Jr**

Round 2: **49 Davie Strath**


Final round: **51 Tom Morris Jr**



POS	PLAYER	COUNTRY	R1	R2	R3	R4	TOTAL
1	Tom Morris Jr	Scotland	47	51	51	-	149
2	Bob Kirk	UK	52	52	57	-	161
2	Davie Strath	UK	54	49	58	-	161
4	Tom Morris Sr	Scotland	56	52	54	-	162
5	William Doleman (A)	UK	57	54	58	-	169
6	Willie Park Sr	Scotland	60	55	58	-	173

POS	PLAYER	COUNTRY	R1	R2	R3	R4	TOTAL
7	Jamie Anderson	Scotland	59	57	58	-	174
8	John Allan	UK	61	58	57	-	176
9	A. Doleman (A)	UK	61	59	58	-	178
9	Charlie Hunter	UK	58	56	64	-	178
11	Thomas Brown	UK	66	55	59	-	180
12	James Miller (A)	UK	66	63	54	-	183

POS	PLAYER	COUNTRY	R1	R2	R3	R4	TOTAL
13	T. Hunter (A)	UK	62	63	60	-	185
14	F. Doleman (A)	UK	65	64	60	-	189
15	W. Boyd	UK	65	59	67	-	191
15	J. Hunter	UK	62	65	64	-	191
17	William Dow	UK	68	64	66	-	198



1869 – Prestwick

Date: **16 September 1869**
 Champion: **Tom Morris Jr**
 Total: **157**
 Round Scores: **50 55 52**
 Total Purse: **£12**
 First Prize: **£6**
 Runner Up: **Bob Kirk**
 Leading Amateur: **William Doleman**
 Field: **14**


Leader each round
 Round 1: **Tom Morris Jr 50**
 Round 2: **Tom Morris Jr 105**

Low score for each round
 Round 1: **50 Tom Morris Jr**
 Round 2: **55 Tom Morris Jr**
 Final round: **52 Tom Morris Jr**

POS	PLAYER	COUNTRY	R1	R2	R3	R4	TOTAL
1	Tom Morris Jr	Scotland	50	55	52	-	157
2	Bob Kirk	UK	53	58	57	-	168
3	Davie Strath	UK	53	56	60	-	169
4	Jamie Anderson	Scotland	60	56	57	-	173
5	William Doleman (A)	UK	60	56	59	-	175

POS	PLAYER	COUNTRY	R1	R2	R3	R4	TOTAL
6	Tom Morris Sr	Scotland	56	62	58	-	176
7	G.M. Innes (A)	UK	64	58	58	-	180
8	Tom Dunn	UK	62	61	59	-	182
9	Charlie Hunter	UK	62	61	64	-	187
10	A. Doleman (A)	UK	65	68	Wd	-	

POS	PLAYER	COUNTRY	R1	R2	R3	R4	TOTAL
10	James Imrie (A)	UK	70	79	Wd	-	
10	C. McArthur (A)	UK	76	67	Wd	-	
10	George McArthur (A)	UK	58	61	Wd	-	
10	Duncan McCuaig (A)	UK	71	65	Wd	-	



1868 – Prestwick

Date: **23 September 1868**
 Champion: **Tom Morris Jr**
 Total: **154**
 Round Scores: **51 54 49**
 Total Purse: **£12**
 First Prize: **£6**
 Runner Up: **Tom Morris Sr**
 Leading Amateur: **William Doleman**
 Field: **12**

Leader each round
 Round 1: **Tom Morris Jr 51**
 Round 2: **Tom Morris Sr 104**

Low score for each round
 Round 1: **51 Tom Morris Jr**
 Round 2: **50 Tom Morris Sr, Willie Park Sr**
 Final round: **49 Tom Morris Jr**

POS	PLAYER	COUNTRY	R1	R2	R3	R4	TOTAL
1	Tom Morris Jr	Scotland	51	54	49	-	154
2	Tom Morris Sr	Scotland	54	50	53	-	157
3	Robert Andrew	UK	53	54	52	-	159
4	Willie Park Sr	Scotland	58	50	54	-	162

POS	PLAYER	COUNTRY	R1	R2	R3	R4	TOTAL
5	Bob Ferguson	Scotland	57	54	54	-	165
6	Tom Dunn	UK	59	54	54	-	167
7	Bob Kirk	UK	56	59	56	-	171
8	John Allan	UK	54	55	63	-	172

POS	PLAYER	COUNTRY	R1	R2	R3	R4	TOTAL
8	Charlie Hunter	UK	60	54	58	-	172
10	William Dow	UK	61	58	60	-	179
11	William Doleman (A)	UK	63	61	57	-	181
12	Willie Dunn Sr	UK	60	63	60	-	183




1867 – Prestwick

Date: **26 September 1867**
 Champion: **Tom Morris Sr**
 Total: **170**
 Round Scores: **58 54 58**
 Total Purse: **£16**
 First Prize: **£7**
 Runner Up: **Willie Park Sr**
 Leading Amateur: **William Doleman**
 Field: **10**

Leader each round
 Round 1: **William Doleman (A) 55**
 Round 2: **Tom Morris Sr 112**

Low score for each round
 Round 1: **55 William Doleman (A)**
 Round 2: **54 Tom Morris Sr**
 Final round: **56 Andrew Strath**



POS	PLAYER	COUNTRY	R1	R2	R3	R4	TOTAL
1	Tom Morris Sr	Scotland	58	54	58	-	170
2	Willie Park Sr	Scotland	58	56	58	-	172
3	Andrew Strath	Scotland	61	57	56	-	174
4	Tom Morris Jr	Scotland	58	59	58	-	175

POS	PLAYER	COUNTRY	R1	R2	R3	R4	TOTAL
5	Bob Kirk	UK	57	60	60	-	177
6	William Doleman (A)	UK	55	66	57	-	178
7	Robert Andrew	UK	56	58	65	-	179
8	William Dow	UK	62	57	65	-	184

POS	PLAYER	COUNTRY	R1	R2	R3	R4	TOTAL
8	T. Hunter (A)	UK	62	60	62	-	184
10	Willie Dunn Sr	UK	64	63	62	-	189

1866 – Prestwick

Date: **13 September 1866**
 Champion: **Willie Park Sr**
 Total: **169**
 Round Scores: **54 56 59**
 Total Purse: **£11**
 First Prize: **£6**
 Runner Up: **David Park**
 Leading Amateur: **William Doleman**
 Field: **16**

Leader each round
 Round 1: **Willie Park Sr 54**
 Round 2: **Willie Park Sr 110**

Low score for each round
 Round 1: **54 Willie Park Sr**
 Round 2: **56 Willie Park Sr**
 Final round: **56 David Park**



POS	PLAYER	COUNTRY	R1	R2	R3	R4	TOTAL
1	Willie Park Sr	Scotland	54	56	59	-	169
2	David Park	UK	58	57	56	-	171
3	Robert Andrew	UK	58	59	59	-	176
4	Tom Morris Sr	Scotland	61	58	59	-	178
5	Bob Kirk	UK	60	62	58	-	180
6	Andrew Strath	Scotland	61	61	60	-	182

POS	PLAYER	COUNTRY	R1	R2	R3	R4	TOTAL
7	John Allan	UK	60	63	60	-	183
7	William Doleman (A)	UK	60	60	63	-	183
9	Tom Morris Jr	Scotland	63	60	64	-	187
10	Willie Dunn Sr	UK	64	63	62	-	189
11	Tom Hood	UK	61	69	61	-	191
12	James Hutchison	UK	62	67	69	-	198

POS	PLAYER	COUNTRY	R1	R2	R3	R4	TOTAL
13	James Muir (A)	UK	59	Wd	-	-	-
14	James Knight (A)	UK	-	-	-	-	-
14	George McArthur (A)	UK	-	-	-	-	-
14	Joseph Smith (A)	UK	-	-	-	-	-



1865 – Prestwick

Date: **14 September 1865**
 Champion: **Andrew Strath**
 Total: **162**
 Round Scores: **55 54 53**
 Total Purse: **£20**
 First Prize: **£8**
 Runner Up: **Willie Park Sr**
 Leading Amateur: **William Doleman**
 Field: **12**

Leader each round
 Round 1: **Andrew Strath 55**
 Round 2: **Willie Park Sr 108**

Low score for each round
 Round 1: **55 Andrew Strath**
 Round 2: **52 Willie Park Sr**
 Final round: **53 Andrew Strath**

POS	PLAYER	COUNTRY	R1	R2	R3	R4	TOTAL
1	Andrew Strath	Scotland	55	54	53	-	162
2	Willie Park Sr	Scotland	56	52	56	-	164
3	William Dow	UK	56	61	54	-	171
4	Bob Kirk	UK	64	54	55	-	173
5	Tom Morris Sr	Scotland	57	61	56	-	174

POS	PLAYER	COUNTRY	R1	R2	R3	R4	TOTAL
6	William Doleman (A)	UK	62	57	59	-	178
7	Robert Andrew	UK	61	59	59	-	179
8	William Strath	UK	60	62	63	-	185
9	John Allan	UK	64	66	59	-	189
9	James Millar (A)	UK	63	60	66	-	189

POS	PLAYER	COUNTRY	R1	R2	R3	R4	TOTAL
11	Tom Hood	UK	66	66	66	-	198
11	Tom Morris Jr	Scotland	60	57	Wd	-	117
11	W. Stirling	UK	71	68	Wd	-	139



1864 – Prestwick

Date: **16 September 1864**
 Champion: **Tom Morris Sr**
 Total: **167**
 Round Scores: **54 58 55**
 Total Purse: **£15**
 First Prize: **£6**
 Runner Up: **Andrew Strath**
 Leading Amateur: **A. Alexander**
 Field: **16**

Leader each round
 Round 1: **Tom Morris Sr 54**
 Round 2: **Tom Morris Sr 112**

Low score for each round
 Round 1: **54 Tom Morris Sr**
 Round 2: **57 Andrew Strath**
 Final round: **55 Tom Morris Sr, Willie Park Sr**

POS	PLAYER	COUNTRY	R1	R2	R3	R4	TOTAL
1	Tom Morris Sr	Scotland	54	58	55	-	167
2	Andrew Strath	Scotland	56	57	56	-	169
3	Robert Andrew	UK	57	58	60	-	175
4	Willie Park Sr	Scotland	55	67	55	-	177
5	William Dow	UK	56	58	67	-	181
6	William Strath	UK	60	62	60	-	182

POS	PLAYER	COUNTRY	R1	R2	R3	R4	TOTAL
7	A. Alexander (A)	UK	-	-	-	-	-
7	A. Buist (A)	UK	-	-	-	-	-
7	Peter Chalmers (A)	UK	-	-	-	-	-
7	H. Grigg (A)	UK	-	-	-	-	-
7	A. Imrie (A)	UK	-	-	-	-	-
7	A. Johnston (A)	UK	-	-	-	-	-

POS	PLAYER	COUNTRY	R1	R2	R3	R4	TOTAL
7	James Knight (A)	UK	-	-	-	-	-
7	A. Reid (A)	UK	-	-	-	-	-
7	G. Smith (A)	UK	-	-	-	-	-
7	William Stewart (A)	UK	-	-	-	-	-



1863 – Prestwick

Date: **18 September 1863**

Champion: **Willie Park Sr**

Total: **168**

Round Scores: **56 54 58**

Total Purse: **£10**

First Prize: **No Money Prize Given**

Runner Up: **Tom Morris Sr**

Leading Amateur: **James Knight**

Field: **14**

Leader each round

Round 1: **David Park 55**

Round 2: **Willie Park Sr 110**

Low score for each round

Round 1: **55 David Park**

Round 2: **54 Willie Park Sr**

Final round: **54 David Park**



POS	PLAYER	COUNTRY	R1	R2	R3	R4	TOTAL
1	Willie Park Sr	Scotland	56	54	58	-	168
2	Tom Morris Sr	Scotland	56	58	56	-	170
3	David Park	UK	55	63	54	-	172
4	Andrew Strath	Scotland	61	55	58	-	174
5	George Brown	UK	58	61	57	-	176

POS	PLAYER	COUNTRY	R1	R2	R3	R4	TOTAL
6	Robert Andrew	UK	62	57	59	-	178
7	Charlie Hunter	UK	61	61	62	-	184
8	James Knight (A)	UK	66	65	59	-	190
9	James Miller (A)	UK	63	63	66	-	192
10	Peter Chalmers (A)	UK	65	67	65	-	197

POS	PLAYER	COUNTRY	R1	R2	R3	R4	TOTAL
10	J.F. Johnston (A)	UK	66	66	65	-	197
10	James Paxton	UK	-	-	-	-	197
13	William Mitchell (A)	UK	70	70	66	-	206
14	William Moffat (A)	UK	75	78	80	-	233

1862 – Prestwick

Date: **11 September 1862**

Champion: **Tom Morris Sr**

Total: **163**

Round Scores: **52 55 56**

Total Purse: **No Money Prize Given**

First Prize: **No Money Prize Given**

Runner Up: **Willie Park Sr**

Leading Amateur: **James Knight**

Field: **8**

Leader each round

Round 1: **Tom Morris Sr 52**


Round 2: **Tom Morris Sr 107**

Low score for each round

Round 1: **52 Tom Morris Sr**

Round 2: **55 Tom Morris Sr**

Final round: **56 Tom Morris Sr**



POS	PLAYER	COUNTRY	R1	R2	R3	R4	TOTAL
1	Tom Morris Sr	Scotland	52	55	56	-	163
2	Willie Park Sr	Scotland	59	59	58	-	176
3	Charlie Hunter	UK	60	60	58	-	178

POS	PLAYER	COUNTRY	R1	R2	R3	R4	TOTAL
4	William Dow	UK	60	58	63	-	181
5	James Knight (A)	UK	62	61	63	-	186
6	J.F. Johnston (A)	UK	64	69	75	-	208

POS	PLAYER	COUNTRY	R1	R2	R3	R4	TOTAL
7	William Mitchell (A)	UK	-	-	-	-	-
7	Rev. R. Pollock (A)	UK	-	-	-	-	-



1861 – Prestwick

Date: **26 September 1861**
 Champion: **Tom Morris Sr**
 Total: **163**
 Round Scores: **54 56 53**
 Total Purse: **No Money Prize Given**
 First Prize: **No Money Prize Given**
 Runner Up: **Willie Park Sr**
 Leading Amateur: **J.O. Fairlie**
 Field: **18**

Leader each round
 Round 1: **Tom Morris Sr, Willie Park Sr 54**
 Round 2: **Willie Park Sr 108**

Low score for each round
 Round 1: **54 Tom Morris Sr, Willie Park Sr**
 Round 2: **54 Willie Park Sr**
 Final round: **53 Tom Morris Sr**

POS	PLAYER	COUNTRY	R1	R2	R3	R4	TOTAL
1	Tom Morris Sr	Scotland	54	56	53	-	163
2	Willie Park Sr	Scotland	54	54	59	-	167
3	William Dow	UK	59	58	54	-	171
4	David Park	UK	58	57	57	-	172
5	Robert Andrew	UK	58	61	56	-	175
6	P. McEwan Sr	UK	56	60	62	-	178

POS	PLAYER	COUNTRY	R1	R2	R3	R4	TOTAL
7	Willie Dunn Sr	UK	61	59	60	-	180
8	J.O. Fairlie (A)	UK	-	-	-	-	184
9	George Brown	UK	60	65	60	-	185
10	Robert Chambers Jr (A)	UK	-	-	-	-	187
11	James Dunn	UK	63	62	63	-	188
12	Charlie Hunter	UK	67	64	59	-	190

POS	PLAYER	COUNTRY	R1	R2	R3	R4	TOTAL
13	H.M. Buskin (A)	UK	-	-	-	-	-
13	R. Clark (A)	UK	-	-	-	-	-
13	Captain Hay (A)	UK	-	-	-	-	-
13	R. Hay (A)	UK	-	-	-	-	-
13	John Stewart (A)	UK	-	-	-	-	-
13	A Wauchope (A)	UK	-	-	-	-	-



1860 – Prestwick

Date: **17 October 1860**
 Champion: **Willie Park Sr**
 Total: **174**
 Round Scores: **55 59 60**
 Total Purse: **No Money Prize Given**
 First Prize: **No Money Prize Given**
 Runner Up: **Tom Morris Sr**
 Field: **8**

Leader each round
 Round 1: **Willie Park Sr 55**
 Round 2: **Willie Park Sr 114**

Low score for each round
 Round 1: **55 Willie Park Sr**
 Round 2: **59 Willie Park Sr, Tom Morris Sr**
 Final round: **59 Tom Morris Sr**

POS	PLAYER	COUNTRY	R1	R2	R3	R4	TOTAL
1	Willie Park Sr	Scotland	55	59	60	-	174
2	Tom Morris Sr	Scotland	58	59	59	-	176
3	Andrew Strath	Scotland	-	-	-	-	180

POS	PLAYER	COUNTRY	R1	R2	R3	R4	TOTAL
4	Robert Andrew	UK	-	-	-	-	191
5	George Brown	UK	-	-	-	-	192
6	Charlie Hunter	UK	-	-	-	-	195

POS	PLAYER	COUNTRY	R1	R2	R3	R4	TOTAL
7	Alexander Smith	UK	-	-	-	-	196
8	William Steel	UK	-	-	-	-	232



The Open Championship Records

Contents

Champion Golfers of the Year	175	Holes-in-One / Albatrosses.....	218
FULL FIELD HOLE-BY-HOLE SCORES		Family Ties	219
The Open – Royal St George’s 2011	176-180	Oldest and Youngest	219
The Open – Royal St George’s 2003	181-185	Amateur Records.....	220
The Open – Royal St George’s 1993	186-190	Venue Records.....	221
The Open – Royal St George’s 1985	191-195	Most Difficult Holes at The Open.....	222
The Open – Royal St George’s 1981	196-200	Easiest Holes at The Open.....	222
Champions’ Records	202	Lengths of Courses	223
Recent Times (Since 2001)	207	Royal St George’s Records.....	226
Nationalities of Open Champions	208	Play-Offs at The Open	230
Scoring Records – General	210	Attendances	232
Scoring Records by Decade.....	215	Prizes	234





PL	PLAYER	SCORE	TO PAR
1	SEAN PORTER	67	-9
2	FRANCOIS TRINCHARD	68	-8
3	JONAS BJORSTED	69	-7
4	MATTHEW REID	70	-6
5	ADAM BELL	71	-5
6	DAVID MITCHELL	72	-4
7	MARK HALE	73	-3
8	PAUL HOGAN	74	-2
9	ANDREW CLARKE	75	-1
10	LUCK HEDBERG	76	0
11	ANDREW COLE	77	+1
12	FRANCOIS TRINCHARD	78	+2

THE OPEN 150TH ST ANDREWS THE OPEN 150TH ST ANDREWS THE OPEN 150TH ST ANDREWS THE OPEN 150TH ST ANDREWS THE OPEN 150TH ST ANDREWS



Champion Golfers of the Year

YEAR	LOCATION	NAME	TOTAL	TOTAL SCORE	RELATIVE	TO PAR
------	----------	------	-------	-------------	----------	--------

The Challenge Belt

1860	Prestwick	Willie Park Sr	174
1861	Prestwick	Tom Morris Sr	163
1862	Prestwick	Tom Morris Sr	163
1863	Prestwick	Willie Park Sr	168
1864	Prestwick	Tom Morris Sr	167
1865	Prestwick	Andrew Strath	162
1866	Prestwick	Willie Park Sr	169
1867	Prestwick	Tom Morris Sr	170
1868	Prestwick	Tommy Morris Jr	154
1869	Prestwick	Tommy Morris Jr	157
1870	Prestwick	Tommy Morris Jr	149

Tommy Morris Jr gained possession of the Belt in 1870, having won it three years in succession. The Championship was not played in 1871. It resumed in 1872, with the winner receiving a medal. The Claret Jug was first presented in 1873.

1872	Prestwick	Tommy Morris Jr	166
1873	St Andrews	Tom Kidd	179
1874	Musselburgh	Mungo Park	159
1875	Prestwick	Willie Park Sr	166
1876	St Andrews	Bob Martin*	176
1877	Musselburgh	Jamie Anderson	160
1878	Prestwick	Jamie Anderson	157
1879	St Andrews	Jamie Anderson	169
1880	Musselburgh	Bob Ferguson	162
1881	Prestwick	Bob Ferguson	170
1882	St Andrews	Bob Ferguson	171
1883	Musselburgh	Willie Fernie*	158
1884	Prestwick	Jack Simpson	160
1885	St Andrews	Bob Martin	171
1886	Musselburgh	David Brown	157
1887	Prestwick	Willie Park Jr	161
1888	St Andrews	Jack Burns	171
1889	Musselburgh	Willie Park Jr*	155
1890	Prestwick	John Ball Jr (A)	164
1891	St Andrews	Hugh Kirkaldy	166

After 1891 the Championship was extended to 72 holes

1892	Muirfield	Harold Hilton (A)	305
1893	Prestwick	Willie Auchterlonie	322
1894	Sandwich	J.H. Taylor	326
1895	St Andrews	J.H. Taylor	322
1896	Muirfield	Harry Vardon*	316
1897	Hoylake	Harold Hilton (A)	314
1898	Prestwick	Harry Vardon	307
1899	Sandwich	Harry Vardon	310
1900	St Andrews	J.H. Taylor	309
1901	Muirfield	James Braid	309
1902	Hoylake	Sandy Herd	307
1903	Prestwick	Harry Vardon	300
1904	Sandwich	Jack White	296
1905	St Andrews	James Braid	318

1906	Muirfield	James Braid	300
1907	Hoylake	Arnaud Massy	312
1908	Prestwick	James Braid	291
1909	Deal	J.H. Taylor	295
1910	St Andrews	James Braid	299
1911	Sandwich	Harry Vardon*	303
1912	Muirfield	Ted Ray	295
1913	Hoylake	J.H. Taylor	304
1914	Prestwick	Harry Vardon	306

1915-1919 No Championship due to the First World War

1920	Deal	George Duncan	303
1921	St Andrews	Jock Hutchison*	296
1922	Sandwich	Walter Hagen	300
1923	Troon	Arthur Havers	295
1924	Hoylake	Walter Hagen	301
1925	Prestwick	Jim Barnes	300
1926	Lytham St Annes	Bobby Jones (A)	291
1927	St Andrews	Bobby Jones (A)	285
1928	Sandwich	Walter Hagen	292
1929	Muirfield	Walter Hagen	292
1930	Hoylake	Bobby Jones (A)	291
1931	Carnoustie	Tommy Armour	296
1932	Sandwich (Prince's)	Gene Sarazen	283
1933	St Andrews	Denny Shute*	292
1934	Sandwich	Henry Cotton	283
1935	Muirfield	Alf Perry	283
1936	Hoylake	Alf Padgham	287
1937	Carnoustie	Henry Cotton	290
1938	Sandwich	Reg Whitcombe	295
1939	St Andrews	Dick Burton	290

1940-1945 No Championship due to the Second World War

1946	St Andrews	Sam Snead	290
1947	Hoylake	Fred Daly	293
1948	Muirfield	Henry Cotton	284
1949	Sandwich	Bobby Locke*	283
1950	Troon	Bobby Locke	279
1951	Portrush	Max Faulkner	285
1952	Lytham St Annes	Bobby Locke	287
1953	Carnoustie	Ben Hogan	282
1954	Birkdale	Peter Thomson	283
1955	St Andrews	Peter Thomson	281
1956	Hoylake	Peter Thomson	286
1957	St Andrews	Bobby Locke	279
1958	Lytham St Annes	Peter Thomson*	278
1959	Muirfield	Gary Player	284
1960	St Andrews	Kel Nagle	278
1961	Birkdale	Arnold Palmer	284
1962	Troon	Arnold Palmer	276

Prior to 1963, all holes were played as level 4. From 1963, pars were introduced and holes were played in 3, 4 or 5 shots.

1963	Lytham St Annes	Bob Charles*	277	-3
1964	St Andrews	Tony Lema	279	-9
1965	Birkdale	Peter Thomson	285	-7
1966	Muirfield	Jack Nicklaus	282	-2

1967	Hoylake	Roberto de Vicenzo	278	-10
1968	Carnoustie	Gary Player	289	1
1969	Lytham St Annes	Tony Jacklin	280	-4
1970	St Andrews	Jack Nicklaus*	283	-5
1971	Birkdale	Lee Trevino	278	-14
1972	Muirfield	Lee Trevino	278	-6
1973	Troon	Tom Weiskopf	276	-12
1974	Lytham St Annes	Gary Player	282	-2
1975	Carnoustie	Tom Watson*	279	-9
1976	Birkdale	Johnny Miller	279	-9
1977	Turnberry	Tom Watson	268	-12
1978	St Andrews	Jack Nicklaus	281	-7
1979	Lytham St Annes	Seve Ballesteros	283	-1
1980	Muirfield	Tom Watson	271	-13
1981	Sandwich	Bill Rogers	276	-4
1982	Royal Troon	Tom Watson	284	-4
1983	Birkdale	Tom Watson	275	-9
1984	St Andrews	Seve Ballesteros	276	-12
1985	Sandwich	Sandy Lyle	282	2
1986	Turnberry	Greg Norman	280	0
1987	Muirfield	Nick Faldo	279	-5
1988	Lytham St Annes	Seve Ballesteros	273	-11
1989	Royal Troon	Mark Calcavecchia*	275	-13
1990	St Andrews	Nick Faldo	270	-18
1991	Birkdale	Ian Baker-Finch	272	-8
1992	Muirfield	Nick Faldo	272	-12
1993	Sandwich	Greg Norman	267	-13
1994	Turnberry	Nick Price	268	-12
1995	St Andrews	John Daly*	282	-6
1996	Lytham St Annes	Tom Lehman	271	-13
1997	Royal Troon	Justin Leonard	272	-12
1998	Birkdale	Mark O'Meara*	280	0
1999	Carnoustie	Paul Lawrie*	290	6
2000	St Andrews	Tiger Woods	269	-19
2001	Lytham St Annes	David Duval	274	-10
2002	Muirfield	Ernie Els*	278	-6
2003	Sandwich	Ben Curtis	283	-1
2004	Royal Troon	Todd Hamilton*	274	-10
2005	St Andrews	Tiger Woods	274	-14
2006	Hoylake	Tiger Woods	270	-18
2007	Carnoustie	Padraig Harrington*	277	-7
2008	Birkdale	Padraig Harrington	283	3
2009	Turnberry	Stewart Cink*	278	-2
2010	St Andrews	Louis Oosthuizen	272	-16
2011	Sandwich	Darren Clarke	275	-5
2012	Lytham St Annes	Ernie Els	273	-7
2013	Muirfield	Phil Mickelson	281	-3
2014	Royal Liverpool	Rory McIlroy	271	-17
2015	St Andrews	Zach Johnson*	273	-15
2016	Royal Troon	Henrik Stenson	264	-20
2017	Royal Birkdale	Jordan Spieth	268	-12
2018	Carnoustie	Francesco Molinari	276	-8
2019	Royal Portrush	Shane Lowry	269	-15

2020 No Championship due to the Coronavirus pandemic

2021 Royal St George's Collin Morikawa 265 -15

(A) Amateur; * Won in a play-off



2015 – Zach Johnson



2010 – Louis Oosthuizen



2005 – Tiger Woods



1995 – John Daly



1990 – Nick Faldo



1984 – Seve Ballesteros



Player Scores at St Andrews 2015

Par for each hole is indicated in brackets

NAME	COUNTRY	ROUND	TOTAL	OUT	IN	1(4)	2(4)	3(4)	4(4)	5(5)	6(4)	7(4)	8(3)	9(4)	10(4)	11(3)	12(4)	13(4)	14(5)	15(4)	16(4)	17(4)	18(4)
Aiken, Thomas	South Africa	1	75	37	38	4	5	4	4	4	4	4	3	5	4	3	5	4	5	4	4	5	4
Aiken, Thomas	South Africa	2	69	36	33	4	4	4	4	5	4	4	3	4	3	3	5	4	4	4	4	3	3
Aiken, Thomas	South Africa	3	72	36	36	4	5	4	4	4	4	3	4	4	3	4	4	5	3	5	4	4	4
Aiken, Thomas	South Africa	4	74	35	39	4	4	4	5	4	4	4	3	3	3	4	4	5	6	4	4	5	4
An, Byeong Hun	South Korea	1	74	36	38	5	4	4	4	4	5	4	2	4	3	3	4	6	5	4	4	5	4
An, Byeong Hun	South Korea	2	72	36	36	5	4	4	4	4	4	4	3	4	4	3	5	3	5	4	4	5	3
Aphibarnrat, Kiradech	Thailand	1	73	37	36	3	4	5	4	5	4	4	3	5	3	3	4	5	4	6	3	4	4
Aphibarnrat, Kiradech	Thailand	2	75	35	40	4	4	4	4	5	4	3	2	5	4	4	5	4	6	4	4	5	4
Arnold, Scott	Australia	1	71	34	37	4	4	4	4	4	4	3	3	4	4	3	3	4	7	4	4	4	4
Arnold, Scott	Australia	2	73	40	33	4	5	4	5	6	4	4	3	5	4	3	3	3	4	3	4	5	4
Arnold, Scott	Australia	3	73	37	36	4	4	4	5	5	4	4	3	4	3	3	4	4	5	4	4	5	4
Arnold, Scott	Australia	4	66	32	34	3	4	4	3	5	3	4	3	3	4	2	4	3	5	4	4	4	4
Balcombe, Alistair (A)	England	1	74	38	36	4	4	4	6	5	4	4	3	4	3	3	4	4	5	4	5	4	4
Balcombe, Alistair (A)	England	2	76	36	40	4	5	4	3	5	4	4	3	4	4	3	6	5	5	4	4	5	4
Berger, Daniel	USA	1	73	32	41	4	4	4	5	3	3	3	3	6	3	4	4	5	4	5	4	5	5
Berger, Daniel	USA	2	76	37	39	4	5	4	5	4	3	4	5	3	3	4	5	4	4	4	7	5	3
Bjorn, Thomas	Denmark	1	70	32	38	4	4	4	3	4	3	4	2	4	5	4	4	4	4	4	4	5	4
Bjorn, Thomas	Denmark	2	79	40	39	4	7	5	5	4	4	3	3	5	5	4	4	4	5	5	4	4	4
Bjorn, Thomas	Denmark	1	75	37	38	3	4	4	6	5	4	4	3	4	4	4	4	4	5	4	4	5	4
Bland, Adam	Australia	1	74	36	38	4	3	4	4	4	4	4	4	5	4	3	4	4	4	5	4	6	4
Bland, Adam	Australia	2	74	36	38	4	3	4	4	4	4	4	4	5	4	3	4	4	4	5	4	6	4
Blixt, Jonas	Sweden	1	75	36	39	4	5	4	4	4	4	3	4	4	3	5	4	5	4	5	4	5	4
Blixt, Jonas	Sweden	2	71	34	37	4	4	4	4	4	4	3	3	4	4	4	4	4	5	4	4	4	4
Bowditch, Steven	Australia	1	70	33	37	4	3	3	4	4	4	4	2	5	3	3	4	4	5	4	4	5	5
Bowditch, Steven	Australia	2	69	36	33	4	4	4	4	4	4	4	3	5	3	3	3	3	5	4	4	5	3
Bowditch, Steven	Australia	3	69	32	37	3	4	3	4	4	4	4	3	3	4	3	3	5	6	4	4	4	4
Bowditch, Steven	Australia	4	74	36	38	5	4	4	4	4	4	4	3	4	3	4	4	5	5	4	5	4	4
Boyd, Gary	England	1	77	36	41	4	4	4	5	4	4	3	4	4	2	4	5	5	5	7	5	4	4
Boyd, Gary	England	2	80	40	40	4	4	4	5	4	4	5	6	4	4	4	5	6	4	4	5	4	4
Bradley, Keegan	USA	1	75	37	38	4	4	5	4	5	4	4	3	4	3	3	5	6	5	4	5	4	4
Bradley, Keegan	USA	2	72	36	36	4	5	4	4	5	5	3	2	4	4	3	4	4	4	5	4	5	4
Brooks, Daniel	England	1	76	37	39	4	4	5	3	6	4	4	3	4	4	2	4	4	6	5	4	5	5
Brooks, Daniel	England	2	73	37	36	4	4	3	5	6	4	4	3	4	5	1	4	5	4	5	4	4	4
Cabrera-Bello, Rafael	Spain	1	71	31	40	4	3	3	4	4	3	3	4	4	4	3	4	5	6	5	4	5	4
Cabrera-Bello, Rafael	Spain	2	73	35	38	3	5	3	4	5	4	4	3	4	4	4	4	5	4	5	4	4	5
Cabrera-Bello, Rafael	Spain	3	68	35	33	3	4	3	5	4	5	4	3	4	4	2	3	4	4	4	5	4	3
Cabrera-Bello, Rafael	Spain	4	71	35	36	5	5	3	4	4	3	4	3	4	4	3	3	5	4	5	5	5	4
Calcavecchia, Mark	USA	1	80	34	46	4	4	3	4	5	4	4	3	3	5	4	4	5	5	5	6	9	3
Calcavecchia, Mark	USA	2	75	37	38	5	4	4	5	4	4	3	4	4	2	4	4	6	5	5	5	5	3
Casey, Paul	England	1	70	35	35	4	4	4	5	4	3	4	3	4	3	3	4	5	3	4	4	4	4
Casey, Paul	England	2	71	35	36	4	3	5	4	4	4	2	5	3	3	5	4	5	4	4	4	4	4
Casey, Paul	England	3	75	36	39	4	4	4	4	6	4	4	3	3	4	4	3	6	4	6	4	4	4
Casey, Paul	England	4	72	34	38	5	4	4	3	4	4	4	3	3	4	3	4	4	5	5	4	5	4
Chalmers, Greg	Australia	1	70	34	36	3	4	3	5	5	4	4	3	3	4	2	3	4	5	5	4	5	4
Chalmers, Greg	Australia	2	71	36	35	4	3	3	5	4	5	5	4	3	3	3	4	4	5	4	4	4	4
Chalmers, Greg	Australia	3	69	34	35	4	4	3	4	5	3	4	3	4	3	3	4	4	5	4	4	4	4
Chalmers, Greg	Australia	4	75	35	40	4	4	4	4	3	4	4	4	5	3	4	4	5	5	5	5	5	3
Chesters, Ashley (A)	England	1	71	33	38	4	4	3	4	4	3	4	3	4	2	3	4	4	5	4	5	5	6
Chesters, Ashley (A)	England	2	72	35	37	4	5	4	4	4	4	4	3	3	4	3	5	4	6	3	4	4	4
Chesters, Ashley (A)	England	3	67	31	36	4	3	3	4	3	4	4	2	4	4	3	4	4	5	4	4	5	3
Chesters, Ashley (A)	England	4	69	32	37	4	3	3	4	5	3	4	3	3	3	3	4	4	5	6	4	4	4
Cink, Stewart	USA	1	70	34	36	4	4	3	4	5	3	4	3	4	4	3	3	5	4	4	4	5	4
Cink, Stewart	USA	2	71	35	36	4	4	4	4	5	4	3	3	4	4	4	4	4	4	4	4	5	3
Cink, Stewart	USA	3	68	35	33	3	4	4	5	5	4	3	3	4	4	2	4	4	4	4	4	4	3
Cink, Stewart	USA	4	72	34	38	4	3	4	4	4	4	4	3	3	3	3	4	5	6	4	5	4	4
Clarke, Darren	Northern Ireland	1	73	35	38	3	4	3	4	5	4	5	3	4	4	3	4	6	4	5	4	4	4
Clarke, Darren	Northern Ireland	2	73	34	39	4	4	4	4	5	4	3	2	4	4	3	4	4	5	5	6	5	3
Coetzee, George	South Africa	1	74	34	40	4	4	3	4	4	3	4	4	4	3	4	4	7	5	4	4	5	4
Coetzee, George	South Africa	2	73	34	39	4	4	4	3	5	3	3	4	4	4	3	4	6	5	4	6	3	3
Curtis, Ben	USA	1	74	36	38	4	4	4	4	5	4	4	3	4	4	3	4	5	5	4	4	5	4
Curtis, Ben	USA	2	75	37	38	3	4	4	5	5	5	4	3	4	4	4	5	5	5	4	4	4	3
Daly, John	USA	1	71	33	38	4	4	3	5	4	4	3	3	3	3	4	5	4	4	4	5	5	4
Daly, John	USA	2	74	37	37	4	5	4	4	5	4	4	3	4	4	3	4	4	5	4	5	5	3
Day, Jason	Australia	1	66	33	33	4	3	4	4	4	3	4	3	4	3	4	4	4	3	4	4	4	4
Day, Jason	Australia	2	71	34	37	3	5	4	4	5	4	3	3	4	3	5	5	5	4	4	4	4	3
Day, Jason	Australia	3	67	34	33	4	4	4	4	4	3	4	3	4	4	2	4	3	5	3	4	4	4
Day, Jason	Australia	4	70	34	36	4	4	4	4	4	3	4	3	4	4	3	4	4	5	4	4	4	4
DeLaet, Graham	Canada	1	71	34	37	4	4	4	4	5	3	4	3	3	4	3	4	4	4	4	4	5	5
DeLaet, Graham	Canada	2	73	35	38	4	4	4	4	3	4	5	3	4	4	3	4	3	5	6	4	5	4
DeLaet, Graham	Canada	3	68	32	36	4	4	3	4	4	3	4	3	4	3	4	4	5	3	4	5	4	4
DeLaet, Graham	Canada	4	75	36	39	3	4	4	6	4	4	4	3	4	3	3	4	4	5	4	5	6	5
Dinwiddie, Robert	England	1	73	33	40	3	5	3	4	4	3	4	3	4	3	4	4	5	5	6	5	4	4
Dinwiddie, Robert	England	2	77	37	40	4	5	3	5	5	3	4	4	4	7	3	4	5	5	4	4	4	4
Donald, Luke	England	1	68	32	36	4	4	3	4	4	3	4	2	4	4	3	4	4	5	4	4	4	4
Donald, Luke	England	2	70	36	34	6	4	4	4	4	4	4	2	4	3	2	4	4	3	4	5	5	5
Donald, Luke	England	3	73	36	37	4	5	4	4	5	4	4	3	3	4	3	4	4	5	5	4	4	4
Donald, Luke	England	4	68	34	34	3	4	4	3	5	4	4	3	4	3	2	3	4	5	4	4	5	4
Donaldson, Jamie	Wales																						



Par for each hole is indicated in brackets

Table with columns: NAME, COUNTRY, ROUND, TOTAL, OUT, IN, 1(4), 2(4), 3(4), 4(4), 5(5), 6(4), 7(4), 8(3), 9(4), 10(4), 11(3), 12(4), 13(4), 14(5), 15(4), 16(4), 17(4), 18(4). Rows list players like Els, Ernie, English, Harris, etc.



Player Scores at St Andrews 2015

Par for each hole is indicated in brackets

NAME	COUNTRY	ROUND	TOTAL	OUT	IN	1(4)	2(4)	3(4)	4(4)	5(5)	6(4)	7(4)	8(3)	9(4)	10(4)	11(3)	12(4)	13(4)	14(5)	15(4)	16(4)	17(4)	18(4)
Jaidee, Thongchai	Thailand	1	72	34	38	4	4	4	4	4	3	4	3	4	4	4	5	4	6	4	4	4	3
Jaidee, Thongchai	Thailand	2	71	34	37	4	4	4	4	4	3	4	3	4	4	4	4	5	5	4	4	4	3
Jaidee, Thongchai	Thailand	3	70	35	35	3	4	4	4	5	5	4	3	3	4	3	4	4	4	4	4	4	4
Jaidee, Thongchai	Thailand	4	73	36	37	4	5	4	4	5	4	4	3	3	3	3	4	4	5	5	5	4	4
Jimenez, Miguel Angel	Spain	1	75	35	40	4	4	4	5	3	4	4	3	4	5	3	4	5	5	5	5	5	3
Jimenez, Miguel Angel	Spain	2	73	34	39	4	4	4	4	4	4	4	2	4	4	4	5	4	6	4	4	4	4
Johnson, Dustin	USA	1	65	31	34	4	3	3	4	3	4	4	3	3	3	3	4	4	4	4	4	4	4
Johnson, Dustin	USA	2	69	33	36	4	4	4	3	4	4	3	3	4	3	4	4	4	6	4	4	4	3
Johnson, Dustin	USA	3	75	37	38	4	4	4	4	5	4	5	3	4	4	3	4	4	5	3	5	5	5
Johnson, Dustin	USA	4	75	39	36	3	5	5	5	4	5	4	4	4	3	3	4	4	5	4	4	6	3
Johnson, Zach	USA	1	66	31	35	3	3	4	4	4	3	4	3	3	3	3	4	4	5	4	4	5	3
Johnson, Zach	USA	2	71	34	37	4	4	4	4	4	3	4	3	4	4	4	5	3	5	5	4	4	3
Johnson, Zach	USA	3	70	36	34	4	4	4	4	5	4	4	3	4	4	3	4	4	4	4	3	5	3
Johnson, Zach	USA	4	66	31	35	4	3	4	3	4	4	3	3	3	3	3	5	5	4	4	5	3	
Jones, Matt	Australia	1	68	35	33	4	3	4	4	4	4	5	3	4	4	2	4	4	5	3	4	4	3
Jones, Matt	Australia	2	73	38	35	4	5	4	3	6	4	4	4	4	4	3	4	4	4	4	4	4	4
Jones, Matt	Australia	3	69	33	36	3	4	4	3	4	4	4	3	4	4	3	4	4	5	4	4	4	5
Jones, Matt	Australia	4	72	36	36	3	6	5	4	4	3	4	3	4	4	2	5	4	6	4	4	5	2
Karlberg, Rikard	Sweden	1	70	33	37	4	4	3	4	4	3	4	3	4	3	3	4	4	5	4	5	4	5
Karlberg, Rikard	Sweden	2	75	37	38	4	4	5	5	4	4	5	2	4	4	4	4	4	5	4	4	5	4
Kaymer, Martin	Germany	1	71	35	36	4	4	4	4	4	4	3	4	3	3	3	4	5	5	4	4	5	3
Kaymer, Martin	Germany	2	70	35	35	4	3	5	4	4	4	4	3	4	3	4	4	5	4	4	4	4	3
Kaymer, Martin	Germany	3	70	35	35	4	3	3	4	5	5	4	3	4	4	3	5	4	5	4	3	3	4
Kaymer, Martin	Germany	4	68	33	35	3	4	4	4	4	3	4	3	4	3	3	4	4	5	4	4	4	4
Kinnear, Paul (A)	England	1	70	31	39	3	4	3	4	5	4	3	2	3	4	2	4	5	5	4	5	6	4
Kinnear, Paul (A)	England	2	76	38	38	4	5	4	4	5	4	5	3	4	5	4	4	5	3	4	5	4	
Kisner, Kevin	USA	1	71	33	38	3	4	3	4	4	4	4	3	4	4	5	4	5	5	4	4	4	3
Kisner, Kevin	USA	2	74	36	38	5	4	4	4	4	4	4	3	4	4	4	4	6	4	4	5	3	
Kjeldsen, Soren	Denmark	1	75	35	40	4	4	4	5	6	3	3	3	3	4	4	4	5	5	5	5	5	4
Kjeldsen, Soren	Denmark	2	73	36	37	4	5	5	3	4	4	4	3	4	5	3	4	5	5	3	4	5	3
Knox, Russell	Scotland	1	72	35	37	3	4	4	4	5	4	5	3	3	4	3	4	4	5	4	4	6	3
Knox, Russell	Scotland	2	74	37	37	4	4	5	4	4	5	4	3	4	3	3	5	4	5	4	5	4	4
Koepka, Brooks	USA	1	71	33	38	4	4	3	4	5	3	4	3	3	4	3	7	3	4	4	4	5	4
Koepka, Brooks	USA	2	70	35	35	4	4	4	5	4	4	3	3	4	3	4	4	4	3	4	4	5	4
Koepka, Brooks	USA	3	69	34	35	4	4	4	3	5	4	4	3	3	4	3	3	4	5	4	4	4	4
Koepka, Brooks	USA	4	68	33	35	4	3	4	4	4	4	3	3	4	3	3	4	4	5	4	4	4	4
Kuchar, Matt	USA	1	71	35	36	4	4	4	5	4	3	3	4	4	3	3	4	4	5	4	4	5	4
Kuchar, Matt	USA	2	73	35	38	4	5	4	4	4	3	4	4	3	3	4	3	4	5	4	7	4	
Kuchar, Matt	USA	3	70	36	34	4	4	4	4	5	4	4	3	4	4	2	3	4	4	3	6	5	3
Kuchar, Matt	USA	4	71	35	36	4	4	4	4	5	4	4	2	4	4	3	4	4	5	4	5	4	3
Lahiri, Anirban	India	1	69	33	36	3	3	4	4	5	4	3	4	4	4	3	4	5	4	3	4	5	4
Lahiri, Anirban	India	2	70	35	35	3	4	4	4	5	4	4	3	4	4	3	4	4	4	4	4	4	4
Lahiri, Anirban	India	3	71	33	38	3	4	4	3	5	4	4	3	3	4	2	4	5	6	4	4	5	4
Lahiri, Anirban	India	4	72	33	39	5	4	4	3	4	4	3	3	3	4	3	4	5	5	5	5	5	3
Langasque, Romain (A)	France	1	69	35	34	4	3	4	5	4	4	3	4	4	3	3	4	5	3	3	5	4	
Langasque, Romain (A)	France	2	72	35	37	4	4	4	4	4	4	4	3	4	4	3	4	4	5	3	6	4	4
Langasque, Romain (A)	France	3	71	36	35	4	4	4	5	5	4	4	3	4	4	3	3	4	5	4	4	4	4
Langasque, Romain (A)	France	4	74	35	39	4	4	4	4	4	4	3	4	4	4	3	4	6	5	4	4	6	3
Langer, Bernhard	Germany	1	74	33	41	3	3	4	4	4	3	5	3	4	4	3	4	5	5	6	5	4	
Langer, Bernhard	Germany	2	70	34	36	3	4	4	4	4	4	4	3	4	4	3	4	5	4	4	5	4	
Langer, Bernhard	Germany	3	73	39	34	4	4	5	7	5	4	4	3	3	4	2	5	3	5	4	3	4	4
Langer, Bernhard	Germany	4	72	37	35	3	5	4	5	5	4	4	3	4	3	3	4	5	4	4	5	4	
Larrazabal, Pablo	Spain	1	76	38	38	3	4	5	5	5	4	4	3	5	4	3	4	4	5	4	5	5	4
Larrazabal, Pablo	Spain	2	69	34	35	4	4	4	4	4	4	4	2	4	4	3	4	6	4	3	4	3	
Lawrie, Paul	Scotland	1	66	31	35	4	3	4	4	4	3	3	3	3	4	3	3	3	5	4	4	5	4
Lawrie, Paul	Scotland	2	70	35	35	4	4	3	5	5	4	3	3	4	3	3	4	4	5	4	4	4	4
Lawrie, Paul	Scotland	3	74	36	38	4	4	3	4	5	5	4	3	4	4	2	4	5	5	4	4	6	4
Lawrie, Paul	Scotland	4	73	35	38	5	3	4	4	4	4	4	3	4	4	3	4	5	5	4	4	5	4
Lee, Danny	New Zealand	1	73	36	37	4	5	4	5	4	3	4	3	4	4	2	4	4	5	5	4	4	5
Lee, Danny	New Zealand	2	74	35	39	4	4	4	4	5	4	4	3	4	4	3	4	4	5	4	7	5	3
Lehman, Tom	USA	1	75	34	41	4	4	4	4	4	3	4	3	4	4	4	3	7	5	4	4	5	5
Lehman, Tom	USA	2	73	35	38	3	3	3	5	5	4	5	3	4	4	4	4	5	5	4	4	5	3
Leishman, Marc	Australia	1	70	34	36	3	4	3	4	5	4	4	3	4	3	3	4	5	5	5	4	4	3
Leishman, Marc	Australia	2	73	38	35	4	4	4	4	5	4	4	3	6	4	2	4	4	5	4	4	5	3
Leishman, Marc	Australia	3	64	32	32	4	4	4	3	4	4	3	2	4	3	2	4	3	5	3	4	4	4
Leishman, Marc	Australia	4	66	31	35	3	4	3	3	4	4	4	3	3	3	3	4	5	4	5	4	4	4
Leonard, Justin	USA	1	78	36	42	3	3	4	4	5	4	4	5	4	5	4	5	5	5	4	5	4	3
Leonard, Justin	USA	2	72	36	36	4	4	4	5	5	3	4	3	4	4	3	4	4	5	4	4	4	4
Levy, Alexander	France	1	70	33	37	4	3	4	3	5	4	3	4	3	4	2	4	4	5	5	4	5	4
Levy, Alexander	France	2	75	38	37	6	4	4	4	4	4	4	3	5	4	3	5	4	6	4	4	4	3
Liang, Wenchong	China	1	80	38	42	5	4	4	4	6	3	4	4	4	6	4	4	5	6	4	5	4	4
Liang, Wenchong	China	2	70	32	38	4	4	5	4	4	2	3	2	4	4	4	4	5	5	4	4	5	3
Lingmerth, David	Sweden	1	69	29	40	3	3	3	3	5	3	3	3	3	4	4	4	6	5	4	6	3	
Lingmerth, David	Sweden	2	72	34	38	4	5	3	4	4	4	4	3	3	4	4	5	5	4	4	4	4	4
Lingmerth, David	Sweden	1	70	36	34	4	5	4	4	4	4	4	3	4	4	3	3	4	4	4	4	4	4
Lingmerth, David	Sweden	2	77	37	40	5	4	4	4	4	4	3	5	4	4	3	5	4	5	4	6	5	4
Lipsky, David	USA	1	73	36	37	4	3	4	4	6	4	4	3	4	4	3	4	4	4	4	4	6	4
Lipsky, David	USA	2	69	34																			



Par for each hole is indicated in brackets

Table with columns: NAME, COUNTRY, ROUND, TOTAL, OUT, IN, 1(4), 2(4), 3(4), 4(4), 5(5), 6(4), 7(4), 8(3), 9(4), 10(4), 11(3), 12(4), 13(4), 14(5), 15(4), 16(4), 17(4), 18(4). Rows list players like Matsuyama, Hideki and McDowell, Graeme.



Player Scores at St Andrews 2015

Par for each hole is indicated in brackets

NAME	COUNTRY	ROUND	TOTAL	OUT	IN	1(4)	2(4)	3(4)	4(4)	5(5)	6(4)	7(4)	8(3)	9(4)	10(4)	11(3)	12(4)	13(4)	14(5)	15(4)	16(4)	17(4)	18(4)
Senden, John	Australia	1	72	35	37	4	4	4	4	4	4	4	3	4	5	2	4	4	5	5	4	4	4
Senden, John	Australia	2	72	37	35	4	4	4	5	6	4	3	3	4	4	3	3	5	4	4	4	4	4
Senden, John	Australia	3	68	34	34	3	5	4	5	4	4	3	2	4	4	3	4	3	4	4	4	5	3
Senden, John	Australia	4	71	34	37	3	5	5	4	3	3	3	4	4	3	5	4	5	4	4	4	4	4
Siem, Marcel	Germany	1	70	33	37	4	3	4	4	5	3	3	3	4	4	3	4	4	5	4	4	5	4
Siem, Marcel	Germany	2	75	37	38	4	5	4	4	5	5	4	2	4	4	3	5	4	5	3	5	5	4
Simpson, Webb	USA	1	70	33	37	4	4	4	4	4	4	3	3	4	4	4	4	4	4	4	4	5	4
Simpson, Webb	USA	2	70	35	35	4	4	4	3	5	3	3	4	5	3	3	3	5	4	5	4	5	3
Simpson, Webb	USA	3	71	36	35	3	5	4	5	4	5	4	3	3	4	2	4	4	5	4	5	4	3
Simpson, Webb	USA	4	72	36	36	4	4	4	5	4	4	4	3	4	3	3	4	5	4	5	4	4	4
Snedeker, Brandt	USA	1	73	35	38	4	4	4	4	4	4	4	3	4	4	3	5	4	5	4	4	5	4
Snedeker, Brandt	USA	2	73	37	36	4	5	3	5	5	4	4	3	4	3	3	4	5	4	4	4	6	3
Spieth, Jordan	USA	1	67	31	36	3	3	4	4	4	3	3	3	4	4	2	4	5	5	4	4	5	3
Spieth, Jordan	USA	2	72	35	37	4	4	4	4	6	3	3	4	3	4	4	4	5	4	4	4	5	3
Spieth, Jordan	USA	3	66	34	32	3	4	4	4	4	4	3	3	5	3	2	3	4	5	3	4	4	4
Spieth, Jordan	USA	4	69	34	35	3	4	4	4	4	3	4	5	3	3	3	4	4	5	4	3	5	4
Stenson, Henrik	Sweden	1	73	35	38	4	4	4	4	4	3	4	4	4	3	4	4	5	4	4	4	5	4
Stenson, Henrik	Sweden	2	70	32	38	3	3	3	4	4	4	4	3	4	5	3	5	4	5	4	4	4	4
Stenson, Henrik	Sweden	3	71	35	36	3	4	4	5	4	4	4	3	4	4	2	4	4	5	4	4	5	4
Stenson, Henrik	Sweden	4	69	34	35	4	5	4	3	4	4	3	3	4	3	3	4	4	5	4	4	5	3
Strange, Scott	Australia	1	77	34	43	4	3	3	4	5	4	4	3	4	5	3	5	6	5	6	4	5	4
Strange, Scott	Australia	2	73	36	37	4	4	4	4	5	5	4	3	3	4	4	4	4	5	4	4	4	4
Streb, Robert	USA	1	66	31	35	3	4	3	4	4	3	4	3	3	5	3	3	4	5	3	4	4	4
Streb, Robert	USA	2	71	35	36	4	4	3	4	5	4	4	3	4	4	3	4	5	4	4	4	4	3
Streb, Robert	USA	3	70	35	35	4	3	4	4	4	5	4	3	4	3	3	5	4	4	4	4	4	4
Streb, Robert	USA	4	73	35	38	4	4	4	4	5	3	4	3	4	3	4	4	6	4	4	4	5	4
Streelman, Kevin	USA	1	78	38	40	6	3	5	5	5	3	4	3	4	4	3	4	5	5	5	5	5	4
Streelman, Kevin	USA	2	72	35	37	3	5	4	4	4	5	3	3	4	4	4	3	5	6	4	4	4	4
Sullivan, Andy	England	1	72	34	38	4	3	4	5	4	4	3	3	4	3	3	4	5	6	4	4	4	5
Sullivan, Andy	England	2	71	34	37	3	4	4	4	4	4	3	3	5	4	4	4	5	4	4	4	5	3
Sullivan, Andy	England	3	68	35	33	4	6	4	4	4	3	4	3	3	4	3	3	4	3	4	4	3	5
Sullivan, Andy	England	4	71	33	38	3	3	3	3	7	4	3	3	4	3	3	4	4	7	5	4	4	4
Takayama, Tadahiro	Japan	1	75	35	40	4	4	3	4	6	3	4	3	4	5	3	4	5	5	5	4	4	5
Takayama, Tadahiro	Japan	2	72	36	36	4	4	4	4	5	4	3	4	4	4	3	4	4	4	4	5	5	3
Taylor, Benjamin (A)	England	1	82	37	45	4	4	4	4	5	4	4	3	5	4	3	5	5	6	4	6	8	4
Taylor, Benjamin (A)	England	2	73	36	37	4	4	3	3	5	5	4	4	4	4	3	4	5	5	4	4	5	3
Teshima, Taichi	Japan	1	76	37	39	4	4	4	3	6	5	4	3	4	4	3	4	4	5	4	4	7	4
Teshima, Taichi	Japan	2	73	35	38	4	4	3	5	4	4	3	4	4	4	4	4	6	4	4	5	5	3
Todd, Brendon	USA	1	71	32	39	4	4	3	4	4	3	4	3	3	4	2	4	4	7	5	4	5	4
Todd, Brendon	USA	2	73	34	39	3	5	4	4	4	4	2	4	4	4	4	4	5	4	5	5	5	4
Todd, Brendon	USA	3	69	35	34	4	4	4	5	5	4	4	2	3	4	3	3	3	5	4	5	4	3
Todd, Brendon	USA	4	66	33	33	4	3	4	3	5	3	4	3	4	3	3	4	4	5	3	4	4	3
Tomimura, Shinji	Japan	1	73	36	37	3	4	5	5	5	4	3	3	4	4	2	4	4	5	4	4	5	5
Tomimura, Shinji	Japan	2	74	34	40	4	5	3	4	4	4	3	3	4	4	4	5	4	6	4	4	6	3
Tringale, Cameron	USA	1	71	31	40	3	3	3	4	4	3	3	4	4	3	4	4	5	4	7	5	5	4
Tringale, Cameron	USA	2	71	35	36	4	4	4	4	4	4	3	4	3	3	5	4	5	4	4	5	3	3
Tringale, Cameron	USA	3	73	34	39	3	4	4	4	4	4	3	4	4	3	4	3	5	4	5	7	4	4
Tringale, Cameron	USA	4	70	34	36	4	4	4	4	5	4	4	2	3	3	3	4	4	5	4	4	5	4
Van Zyl, Jaco	South Africa	1	79	35	44	4	4	4	4	4	4	4	3	4	4	3	4	7	7	6	4	5	4
Van Zyl, Jaco	South Africa	2	69	36	33	3	4	4	5	4	4	3	5	4	4	3	3	4	4	4	4	3	4
Walker, Jimmy	USA	1	72	33	39	3	4	4	5	4	3	3	3	4	4	3	5	4	5	4	5	5	4
Walker, Jimmy	USA	2	68	33	35	4	4	4	3	4	4	3	3	4	3	3	4	5	5	4	4	3	3
Walker, Jimmy	USA	3	71	35	36	4	3	4	5	5	3	4	3	4	4	3	4	4	4	4	5	4	4
Walker, Jimmy	USA	4	71	35	36	4	4	4	5	3	4	5	3	3	3	3	4	6	4	4	5	4	4
Wall, Anthony	England	1	70	33	37	4	4	4	4	4	4	3	3	3	4	3	4	4	5	5	4	4	4
Wall, Anthony	England	2	71	33	38	4	4	4	4	4	3	4	2	4	5	4	4	4	5	4	4	5	3
Wall, Anthony	England	3	68	33	35	3	4	4	4	3	4	3	4	4	2	4	5	5	3	4	4	4	4
Wall, Anthony	England	4	70	32	38	3	4	3	4	4	4	3	3	4	4	2	4	5	6	4	5	4	4
Warren, Marc	Scotland	1	68	32	36	4	4	3	4	4	4	3	2	4	4	4	3	4	4	5	4	4	4
Warren, Marc	Scotland	2	69	34	35	4	4	4	3	4	4	3	4	4	3	4	4	4	5	4	4	4	3
Warren, Marc	Scotland	3	72	35	37	4	3	4	4	5	4	4	3	4	4	2	5	4	5	5	4	4	4
Warren, Marc	Scotland	4	74	37	37	4	4	5	5	5	4	3	4	4	3	5	4	5	4	4	4	4	4
Watson, Bubba	USA	1	71	34	37	3	4	4	4	5	4	3	3	4	3	3	4	4	5	5	4	5	4
Watson, Bubba	USA	2	76	38	38	4	5	5	4	5	4	3	4	4	3	4	5	4	3	5	7	3	3
Watson, Tom	USA	1	76	35	41	5	4	4	4	5	3	4	3	3	3	3	4	6	5	4	6	6	4
Watson, Tom	USA	2	80	38	42	5	4	4	4	5	5	4	3	4	4	3	5	4	6	5	5	5	5
Wattel, Romain	France	1	75	35	40	3	3	4	4	5	4	4	4	4	4	2	4	5	6	4	5	6	4
Wattel, Romain	France	2	73	34	39	4	4	4	5	4	3	3	3	4	5	4	4	5	5	3	5	5	3
Westwood, Lee	England	1	71	33	38	3	4	5	4	4	3	3	4	4	4	3	4	4	4	5	5	5	5
Westwood, Lee	England	2	73	36	37	4	5	4	4	4	4	3	4	4	3	3	5	3	4	4	6	5	4
Westwood, Lee	England	3	69	34	35	4	4	4	4	5	4	3	3	4	3	4	4	4	4	4	5	3	3
Westwood, Lee	England	4	71	35	36	4	5	4	4	4	4	4	3	3	3	3	4	5	5	4	4	4	4
Wiesberger, Bernd	Austria	1	72	34	38	3	4	4	4	4	4	4	3	4	4	4	4	5	4	3	4	5	5
Wiesberger, Bernd	Austria	2	72	36	36	4	4	4	4	5	4	4	3	4	3	4	4	5	4	4	5	4	4
Wiesberger, Bernd	Austria	3	71	34	37	4	4	4	4	5	4	3	3	3	4	4	4	4	4	4	5	5	3
Wiesberger, Bernd	Austria	4	72	36	36	4	4	4	4	5	4	4	3	4	4	2	4	5	4	4	5	4	4
Willett, Danny	England	1	66	33	33	3	3	3	3	4	5	4	4	3	4	2	4	3	5	4	4	4	3
Willett, Danny	England	2	69	33	36																		

Player Scores at St Andrews 2010



Par for each hole is indicated in brackets

NAME	COUNTRY	ROUND	TOTAL	OUT	IN	1(4)	2(4)	3(4)	4(4)	5(5)	6(4)	7(4)	8(3)	9(4)	10(4)	11(3)	12(4)	13(4)	14(5)	15(4)	16(4)	17(4)	18(4)
Abbott, Jamie (A)	England	1	73	36	37	3	4	4	5	5	4	3	4	4	4	3	4	4	5	3	4	6	4
Abbott, Jamie (A)	England	2	79	41	38	5	5	4	5	5	5	4	4	4	4	4	5	4	5	4	4	4	4
Aiken, Thomas	South Africa	1	71	36	35	3	5	5	4	4	4	3	4	4	3	4	4	4	4	4	4	4	4
Aiken, Thomas	South Africa	2	73	36	37	4	4	4	5	4	5	4	3	3	4	4	4	4	4	5	5	4	3
Aiken, Thomas	South Africa	3	77	36	41	5	4	3	4	5	4	4	3	4	4	4	4	5	4	5	4	5	6
Aiken, Thomas	South Africa	4	74	36	38	4	4	5	4	4	4	4	3	4	5	3	4	5	5	4	4	5	3
Allenby, Robert	Australia	1	69	34	35	4	3	4	4	4	4	4	3	4	4	3	4	3	5	4	4	4	4
Allenby, Robert	Australia	2	75	39	36	5	5	4	4	6	4	4	3	4	4	3	4	4	5	4	4	4	4
Allenby, Robert	Australia	3	71	37	34	4	4	4	4	5	5	4	3	4	3	3	3	4	5	4	4	4	4
Allenby, Robert	Australia	4	71	35	36	4	4	4	5	5	3	4	3	3	4	3	4	4	5	4	4	4	4
An, Byeong Hun (A)	South Korea	1	72	35	37	4	4	3	4	4	6	3	3	3	4	3	4	6	4	4	5	4	3
An, Byeong Hun (A)	South Korea	2	79	42	37	4	5	4	4	6	5	4	4	6	4	4	5	5	5	4	3	4	3
Andersson Hed, Fredrik	Sweden	1	67	32	35	3	4	4	3	4	3	4	3	4	4	3	4	3	4	5	4	5	3
Andersson Hed, Fredrik	Sweden	2	74	37	37	4	5	3	4	4	5	4	4	4	4	3	5	4	5	4	4	4	4
Andersson Hed, Fredrik	Sweden	3	73	36	37	4	4	4	4	4	5	4	4	3	4	3	5	4	6	4	3	4	4
Andersson Hed, Fredrik	Sweden	4	78	36	42	4	4	4	4	7	5	2	3	3	3	3	5	5	7	5	5	6	3
Archer, Phillip	England	1	75	35	40	3	4	5	4	4	4	4	3	4	4	3	4	6	4	4	7	4	4
Archer, Phillip	England	2	76	37	39	4	4	3	5	5	3	4	4	5	4	3	4	5	5	5	4	5	4
Barnes, Kurt	Australia	1	75	38	37	5	4	4	4	5	6	4	2	4	4	4	4	4	4	4	4	5	4
Barnes, Kurt	Australia	2	77	39	38	4	5	4	5	5	4	4	4	4	5	3	5	4	4	4	4	5	4
Barnes, Ricky	USA	1	68	33	35	3	4	4	4	4	3	5	3	3	4	3	3	4	5	4	4	4	4
Barnes, Ricky	USA	2	71	32	39	3	4	4	4	3	4	3	3	4	3	3	4	4	7	5	4	5	4
Barnes, Ricky	USA	3	72	35	37	5	4	3	4	5	3	4	4	3	5	3	4	4	4	4	5	5	3
Barnes, Ricky	USA	4	77	36	41	4	4	4	4	5	4	4	4	3	4	3	4	5	7	4	4	6	4
Bjorn, Thomas	Denmark	1	70	37	33	3	5	4	4	6	4	4	3	4	3	3	4	4	3	4	4	4	4
Bjorn, Thomas	Denmark	2	77	39	38	4	4	5	4	5	4	5	3	5	4	4	4	4	5	5	4	4	4
Bohn, Jason	USA	1	75	37	38	4	4	4	5	4	6	4	3	3	4	3	4	4	5	5	5	4	4
Bohn, Jason	USA	2	74	35	39	4	5	3	4	5	4	3	4	3	4	3	4	4	5	4	4	7	4
Cabrera, Angel	Argentina	1	73	37	36	4	5	4	4	5	4	4	4	3	4	3	3	4	6	4	4	4	4
Cabrera, Angel	Argentina	2	76	37	39	5	4	4	4	5	4	4	3	4	4	4	4	5	5	4	4	5	4
Calcavecchia, Mark	USA	1	70	37	33	5	4	4	3	6	4	4	3	4	4	3	4	3	4	3	4	5	3
Calcavecchia, Mark	USA	2	67	34	33	4	4	4	3	4	4	4	3	4	4	2	3	4	5	4	4	4	3
Calcavecchia, Mark	USA	3	77	43	34	5	5	5	4	9	4	4	3	4	4	3	3	3	4	4	4	5	4
Calcavecchia, Mark	USA	4	80	38	42	5	4	5	5	5	4	4	3	3	3	4	4	5	5	4	7	6	4
Canizares, Alejandro	Spain	1	67	33	34	4	3	4	4	4	5	4	2	3	4	2	4	4	4	4	4	5	3
Canizares, Alejandro	Spain	2	71	35	36	4	4	3	4	4	5	4	3	4	5	3	4	4	5	4	4	4	3
Canizares, Alejandro	Spain	3	71	36	35	4	4	4	3	5	4	4	3	5	3	3	5	4	4	4	3	5	4
Canizares, Alejandro	Spain	4	77	39	38	4	4	4	6	5	4	4	4	4	3	3	5	5	5	4	5	4	
Canter, Laurie (A)	England	1	81	41	40	5	4	4	6	5	4	4	5	4	6	3	4	4	5	4	4	6	4
Canter, Laurie (A)	England	2	79	38	41	4	4	3	6	5	5	3	4	4	5	4	4	4	5	5	6	4	4
Casey, Paul	England	1	69	34	35	3	5	4	4	4	3	4	4	3	4	3	4	4	5	4	4	4	3
Casey, Paul	England	2	69	31	38	3	3	3	4	5	3	4	2	4	4	3	4	4	5	4	4	7	3
Casey, Paul	England	3	67	31	36	4	3	3	4	4	4	3	3	3	4	3	4	4	5	4	4	4	4
Casey, Paul	England	4	75	35	40	4	5	4	4	5	3	4	3	3	4	3	7	4	5	5	4	4	4
Chia, Danny	Malaysia	1	69	32	37	4	3	3	4	4	4	3	3	3	4	4	4	5	4	3	4	5	4
Chia, Danny	Malaysia	2	77	39	38	4	4	5	5	5	4	4	3	4	5	3	4	4	5	4	5	5	3
Chia, Danny	Malaysia	3	74	36	38	4	4	4	4	3	4	6	3	4	4	5	5	4	5	4	4	4	3
Chia, Danny	Malaysia	4	70	34	36	4	3	3	4	5	4	5	3	3	4	3	4	5	5	4	4	4	3
Choi, KJ	Korea	1	76	38	38	4	5	4	6	4	4	4	3	4	5	3	4	4	5	4	5	4	4
Choi, KJ	Korea	2	74	36	38	4	4	3	4	4	5	5	3	4	3	4	4	6	4	5	4	4	4
Chun, Eric (A)	South Korea	1	71	34	37	3	5	3	4	4	4	3	4	4	3	4	4	4	5	4	5	4	4
Chun, Eric (A)	South Korea	2	76	36	40	4	4	4	4	5	4	4	3	4	4	3	4	5	4	5	6	4	4
Cink, Stewart	USA	1	70	35	35	4	4	5	4	4	4	4	2	4	4	3	3	4	5	4	4	4	4
Cink, Stewart	USA	2	74	36	38	5	4	4	4	4	4	4	3	4	4	4	5	4	4	4	5	4	4
Cink, Stewart	USA	3	71	36	35	3	5	4	4	5	4	4	3	4	4	3	4	5	4	5	4	4	2
Cink, Stewart	USA	4	74	38	36	4	5	4	4	5	5	4	3	4	4	3	4	4	5	4	4	4	4
Clark, Gary	England	1	79	39	40	4	5	4	6	5	4	5	3	3	4	4	5	5	5	4	5	4	4
Clark, Gary	England	2	77	37	40	4	5	4	5	5	4	4	2	4	5	3	6	4	7	4	4	4	3
Clark, Tim	South Africa	1	71	37	34	5	3	4	5	5	4	5	3	3	3	4	3	5	4	4	4	4	4
Clark, Tim	South Africa	2	80	39	41	3	5	4	5	6	3	4	4	5	4	4	5	6	7	4	4	4	3
Clarke, Darren	Northern Ireland	1	70	34	36	4	5	4	4	4	4	4	2	3	4	3	4	5	4	4	3	5	4
Clarke, Darren	Northern Ireland	2	70	35	35	4	4	3	4	6	4	3	3	4	4	3	5	3	4	4	4	5	3
Clarke, Darren	Northern Ireland	3	77	37	40	5	4	4	4	5	4	4	3	4	5	3	5	5	3	4	7	3	3
Clarke, Darren	Northern Ireland	4	71	34	37	3	4	4	4	5	4	3	3	4	5	3	4	4	5	4	4	5	3
Coltart, Andrew	Scotland	1	66	33	33	4	4	4	4	4	3	4	3	3	3	4	4	4	3	4	4	4	3
Coltart, Andrew	Scotland	2	77	39	38	5	4	4	4	5	5	4	4	4	3	4	4	5	6	4	4	5	3
Coltart, Andrew	Scotland	3	74	36	38	5	3	4	4	4	5	5	3	3	4	3	4	5	4	5	3	6	4
Coltart, Andrew	Scotland	4	76	36	40	4	4	5	4	5	4	3	3	4	5	3	4	4	6	4	4	6	4
Crane, Ben	USA	1	72	34	38	4	4	4	4	4	4	3	3	4	3	4	4	4	4	4	6	5	4
Crane, Ben	USA	2	76	34	42	3	4	4	4	4	4	3	4	4	4	5	6	6	5	4	5	4	3
Cunliffe, Joshua	South Africa	1	75	36	39	3	5	3	4	4	4	5	4	4	4	3	5	5	6	5	3	4	4
Cunliffe, Joshua	South Africa	2	77	39	38	4	4	4	5	5	4	6	3	4	3	3	5	5	5	4	5	4	4
Curtis, Ben	USA	1	76	36	40	4	4	4	5	5	3	4	3	4	4	4	4	6	5	4	6	3	3
Curtis, Ben	USA	2	73	36	37	4	4	4	5	5	4	4	2	4	6	4	4	5	4	3	4	4	3
Daly, John	USA	1	66	31	35	3	3	4	4	5	3	4	2	3	3	2	4	4	5	4	4	5	4
Daly, John	USA	2	76	38	38	4	4	4	4	5	5	3	4	4	4	4	5	4	4	4	5	4	4
Daly, John	USA	3	74	39	35	4	5	4	5	5	4	5	3	4	4	3	4	4	5	5	3	4	3
Daly																							



Player Scores at St Andrews 2010

Par for each hole is indicated in brackets

NAME	COUNTRY	ROUND	TOTAL	OUT	IN	1(4)	2(4)	3(4)	4(4)	5(5)	6(4)	7(4)	8(3)	9(4)	10(4)	11(3)	12(4)	13(4)	14(5)	15(4)	16(4)	17(4)	18(4)
Dubuisson, Victor (A)	France	1	80	39	41	4	6	4	4	4	4	5	4	4	6	3	4	4	4	4	4	6	6
Dubuisson, Victor (A)	France	2	73	35	38	4	4	4	4	5	4	4	2	4	4	4	4	5	5	4	4	4	4
Dufner, Jason	USA	1	73	36	37	4	4	4	5	5	4	3	4	4	3	4	4	4	4	5	4	4	5
Dufner, Jason	USA	2	82	41	41	4	4	3	5	6	5	3	5	5	4	5	5	5	4	4	4	4	5
Duval, David	USA	1	77	38	39	5	5	4	5	5	3	4	3	4	4	3	4	5	5	4	4	6	4
Duval, David	USA	2	78	38	40	4	5	3	5	4	5	5	3	4	4	4	4	4	5	4	5	6	4
Dyson, Simon	England	1	69	34	35	4	5	3	4	4	4	3	3	4	4	2	3	4	5	4	5	4	4
Dyson, Simon	England	2	75	38	37	4	4	4	4	5	5	4	4	4	5	3	3	4	4	4	5	5	4
Dyson, Simon	England	3	73	36	37	4	4	4	5	5	4	4	3	3	4	3	4	4	5	5	5	4	3
Dyson, Simon	England	4	72	36	36	3	4	4	5	5	4	4	3	4	4	3	4	4	5	4	4	4	4
Edwards, Simon	Wales	1	79	38	41	4	5	4	6	4	4	3	4	4	4	4	5	4	6	5	4	5	4
Edwards, Simon	Wales	2	86	42	44	5	4	5	5	5	5	4	4	6	4	5	5	5	7	4	3	5	5
Els, Ernie	South Africa	1	69	35	34	4	4	4	4	5	4	4	3	3	4	3	4	4	5	4	3	4	3
Els, Ernie	South Africa	2	79	40	39	4	5	5	4	5	4	5	3	5	4	4	4	4	5	4	5	5	4
Faldo, Nick	England	1	72	36	36	4	5	4	4	4	4	3	4	4	3	4	4	5	4	4	5	3	3
Faldo, Nick	England	2	81	41	40	4	5	5	6	5	4	4	4	4	4	3	5	5	6	3	5	5	4
Fernandez-Castano, Gonzalo	Spain	1	72	35	37	4	5	4	4	5	4	3	3	3	4	3	4	4	4	4	4	6	4
Fernandez-Castano, Gonzalo	Spain	2	76	39	37	4	5	4	5	5	4	5	3	4	4	3	3	5	4	5	5	5	3
Fichardt, Darren	South Africa	1	74	38	36	4	3	4	6	5	5	4	3	4	4	3	4	4	4	4	4	5	4
Fichardt, Darren	South Africa	2	78	39	39	5	4	4	4	5	4	5	3	5	5	3	5	5	3	4	4	5	4
Fisher, Ross	England	1	68	33	35	4	4	4	5	4	4	3	2	3	4	2	4	4	5	5	4	4	3
Fisher, Ross	England	2	77	40	37	4	5	4	5	5	4	5	4	4	4	3	5	4	4	5	4	4	4
Fisher, Ross	England	3	68	35	33	4	4	4	4	4	4	4	3	4	3	3	4	4	3	4	3	6	3
Fisher, Ross	England	4	74	38	36	4	4	4	4	5	5	4	3	5	4	3	4	4	5	4	4	4	4
Fowler, Rickie	USA	1	79	37	42	4	4	5	4	4	4	5	4	3	4	3	5	4	4	5	7	6	4
Fowler, Rickie	USA	2	67	32	35	4	3	3	4	4	4	3	3	4	3	4	5	3	4	5	3	4	3
Fowler, Rickie	USA	3	71	34	37	4	4	4	4	5	4	3	3	3	4	3	4	5	4	4	5	4	4
Fowler, Rickie	USA	4	67	35	32	4	4	3	4	5	4	3	4	4	3	4	3	4	4	4	4	3	3
Fujita, Hiroyuki	Japan	1	75	38	37	3	4	4	5	6	5	4	3	4	5	4	3	4	5	4	4	5	3
Fujita, Hiroyuki	Japan	2	75	36	39	4	4	4	4	5	4	4	3	4	4	3	4	5	5	5	4	7	4
Furyk, Jim	USA	1	77	38	39	4	4	4	4	6	4	5	4	3	4	4	5	5	5	4	5	4	3
Furyk, Jim	USA	2	73	37	36	3	4	4	5	4	5	4	4	4	4	3	3	5	4	5	4	4	4
Gallacher, Stephen	Scotland	1	71	33	38	3	4	4	4	4	4	3	3	4	3	3	4	5	4	5	6	4	4
Gallacher, Stephen	Scotland	2	73	36	37	5	5	3	3	5	3	4	4	4	5	2	4	5	4	4	4	4	4
Gallacher, Stephen	Scotland	3	70	34	36	4	4	4	4	5	4	3	3	3	4	2	3	4	6	4	4	5	4
Gallacher, Stephen	Scotland	4	71	36	35	4	4	4	5	5	4	4	3	3	3	3	4	4	4	4	4	6	4
Garcia, Sergio	Spain	1	71	35	36	4	5	3	5	4	3	4	3	4	4	3	4	4	4	4	5	4	4
Garcia, Sergio	Spain	2	71	33	38	4	3	4	5	4	4	3	3	3	5	3	4	4	4	5	4	5	4
Garcia, Sergio	Spain	3	70	33	37	4	5	4	4	3	3	4	3	4	3	4	4	5	4	4	5	4	4
Garcia, Sergio	Spain	4	72	35	37	4	4	4	4	5	3	3	4	4	3	4	4	5	4	5	5	3	3
Garrido, Ignacio	Spain	1	69	34	35	3	4	3	5	4	4	3	4	4	3	3	3	4	5	4	4	4	4
Garrido, Ignacio	Spain	2	71	36	35	4	4	5	4	5	4	2	4	4	3	5	4	4	4	4	4	3	4
Garrido, Ignacio	Spain	3	73	36	37	4	4	4	5	5	4	4	2	4	5	4	4	4	4	4	3	6	3
Garrido, Ignacio	Spain	4	71	34	37	4	3	4	4	5	4	3	3	4	4	3	6	5	4	4	4	4	3
Gay, Brian	USA	1	72	35	37	3	4	3	5	4	5	4	3	4	4	4	4	3	6	4	4	4	4
Gay, Brian	USA	2	83	39	44	4	4	5	5	4	4	4	4	5	4	4	6	5	5	5	7	3	3
Glover, Lucas	USA	1	67	35	32	4	5	3	4	5	4	3	3	4	3	2	4	3	5	3	4	5	3
Glover, Lucas	USA	2	76	36	40	4	4	3	4	6	5	4	3	3	5	4	4	5	4	5	4	5	4
Glover, Lucas	USA	3	70	35	35	4	4	4	5	4	4	3	3	4	3	3	4	5	4	3	4	5	4
Glover, Lucas	USA	4	76	38	38	4	4	5	5	5	4	4	3	4	5	3	4	4	6	4	5	4	3
Goggin, Mathew	Australia	1	74	35	39	4	4	3	4	5	4	4	3	4	4	3	4	4	5	4	5	6	4
Goggin, Mathew	Australia	2	79	37	42	5	4	4	4	5	4	3	4	4	4	5	5	5	4	5	6	4	4
Goosen, Retief	South Africa	1	69	34	35	3	3	5	4	4	5	3	4	4	4	3	4	4	5	4	4	4	3
Goosen, Retief	South Africa	2	70	33	37	4	4	4	4	4	3	4	3	4	4	4	4	4	5	4	4	4	4
Goosen, Retief	South Africa	3	72	35	37	4	5	4	4	5	4	3	3	3	4	3	4	4	4	5	4	6	3
Goosen, Retief	South Africa	4	70	35	35	4	4	4	4	4	4	4	3	4	4	3	4	4	5	4	4	4	3
Goya, Tano	Argentina	1	70	36	34	5	4	4	5	4	4	3	3	4	3	3	4	5	4	4	3	4	4
Goya, Tano	Argentina	2	78	38	40	4	5	4	4	5	4	4	4	4	4	3	4	5	5	5	4	6	4
Goydos, Paul	USA	1	74	36	38	4	5	5	4	4	4	3	3	4	4	4	4	5	5	4	4	4	4
Goydos, Paul	USA	2	76	37	39	3	4	4	5	4	5	4	3	5	5	4	4	4	5	5	4	4	4
Haas, Bill	USA	1	73	35	38	4	3	4	4	5	4	4	3	4	4	3	4	4	5	4	5	5	4
Haas, Bill	USA	2	77	38	39	4	4	4	4	5	5	5	4	3	4	3	4	5	4	5	5	6	3
Haastруп, Mark F	Denmark	1	72	34	38	4	4	4	4	5	4	3	3	3	4	3	4	4	5	4	5	4	5
Haastруп, Mark F	Denmark	2	82	40	42	4	5	4	5	7	5	4	3	3	4	3	4	9	4	4	4	6	4
Hamilton, Todd	USA	1	72	35	37	4	4	4	4	5	4	3	3	4	4	4	4	4	5	4	4	4	4
Hamilton, Todd	USA	2	77	36	41	4	4	4	4	5	4	4	3	4	5	4	5	6	4	5	4	3	3
Hansen, Anders	Denmark	1	77	37	40	4	5	4	4	6	4	4	3	3	4	4	4	6	4	4	8	2	2
Hansen, Anders	Denmark	2	74	35	39	4	3	4	4	5	4	4	3	4	4	3	5	5	5	4	5	4	4
Hansen, Soren	Denmark	1	72	37	35	5	4	4	4	4	5	3	4	4	3	4	4	4	4	4	4	4	4
Hansen, Soren	Denmark	2	79	39	40	5	4	4	4	5	4	5	4	4	6	5	4	4	5	3	5	4	4
Hanson, Peter	Sweden	1	66	33	33	4	3	3	4	4	4	4	3	4	3	4	4	4	5	3	4	3	3
Hanson, Peter	Sweden	2	73	35	38	4	5	4	4	4	4	3	3	4	4	4	4	3	5	4	5	5	4
Hanson, Peter	Sweden	3	74	36	38	4	5	4	4	5	5	3	2	4	4	4	4	5	5	5	4	3	4
Hanson, Peter	Sweden	4	74	36	38	4	4	4	4	5	3	4	4	4	4	3	4	5	5	4	5	5	3
Harrington, Padraig	Republic of Ireland	1	73	37	36	6	3	5	4	4	4	3	4	4	3	4	4	4	3	5	5	4	4
Harrington, Padraig	Republic of Ireland	2	77	40	37	5	6	4	4	5	4	5	3	4	4	3	4	4	5	5	4	5	3
Hatton, Tyrrell (A)	England	1	78	40	38	4	5	4	5	4	6	5	3	4	4	3	5	4	6	4	3	4	5
Hatton, Tyrrell (A)	England	2	77	35																			



Par for each hole is indicated in brackets

NAME	COUNTRY	ROUND	TOTAL	OUT	IN	1(4)	2(4)	3(4)	4(4)	5(5)	6(4)	7(4)	8(3)	9(4)	10(4)	11(3)	12(4)	13(4)	14(5)	15(4)	16(4)	17(4)	18(4)
Jaidee, Thongchai	Thailand	1	75	37	38	4	5	4	4	5	5	4	3	3	4	3	4	5	5	4	5	4	4
Jaidee, Thongchai	Thailand	2	77	37	40	5	4	4	4	5	4	4	3	4	4	5	4	4	5	4	4	6	4
Jeong, Jin (A)	South Korea	1	68	32	36	3	4	4	3	4	3	4	3	4	4	3	3	4	4	4	5	4	5
Jeong, Jin (A)	South Korea	2	70	35	35	4	4	4	4	4	4	3	4	4	4	3	4	4	4	5	4	4	3
Jeong, Jin (A)	South Korea	3	74	37	37	4	4	4	5	3	4	5	3	5	4	3	4	4	5	4	5	5	3
Jeong, Jin (A)	South Korea	4	72	36	36	4	4	4	5	5	4	3	3	4	5	3	5	4	5	3	4	5	2
Jimenez, Miguel Angel	Spain	1	72	36	36	4	4	4	5	4	5	4	3	3	4	4	3	5	4	4	4	4	4
Jimenez, Miguel Angel	Spain	2	67	31	36	3	3	3	5	4	4	3	3	3	4	4	4	5	5	3	3	4	4
Jimenez, Miguel Angel	Spain	3	74	36	38	4	5	4	5	4	4	2	4	2	3	4	5	5	4	5	6	6	3
Jimenez, Miguel Angel	Spain	4	73	35	38	4	4	4	4	5	4	4	3	3	4	3	4	5	4	5	4	6	3
Johnson, Dustin	USA	1	69	33	36	3	3	4	3	5	4	4	3	4	4	4	4	4	5	4	3	4	4
Johnson, Dustin	USA	2	72	36	36	4	6	4	4	4	3	4	3	4	3	3	6	4	5	4	4	4	3
Johnson, Dustin	USA	3	69	35	34	4	4	4	4	4	4	4	3	4	4	3	3	4	5	5	4	3	3
Johnson, Dustin	USA	4	74	36	38	4	4	4	4	6	4	4	4	2	4	3	4	4	5	4	5	3	6
Johnson, Richard S	Sweden	1	73	35	38	5	4	4	4	5	3	4	3	3	4	4	4	4	5	4	5	4	4
Johnson, Richard S	Sweden	2	73	35	38	4	4	4	4	5	4	3	3	4	3	3	5	6	5	5	4	4	3
Johnson, Richard S	Sweden	3	76	36	40	4	4	3	4	5	4	5	3	4	4	3	5	4	6	4	5	5	4
Johnson, Richard S	Sweden	4	73	34	39	4	4	4	4	4	3	5	3	3	3	5	4	4	5	4	5	5	4
Johnson, Zach	USA	1	72	33	39	3	4	3	4	5	4	3	3	4	4	3	5	5	4	4	4	5	4
Johnson, Zach	USA	2	74	37	37	4	5	3	4	5	5	4	3	4	4	3	5	4	5	4	3	5	4
Johnson, Zach	USA	3	74	35	39	4	3	3	5	5	4	4	3	4	4	3	4	6	4	4	4	6	4
Johnson, Zach	USA	4	76	36	40	3	4	4	4	6	3	5	3	4	4	4	4	6	4	4	5	5	5
Karlsson, Robert	Sweden	1	69	33	36	4	3	4	4	4	4	3	3	4	3	3	4	5	4	4	4	5	4
Karlsson, Robert	Sweden	2	71	33	38	3	4	4	4	4	4	4	3	3	4	3	4	6	5	4	4	5	3
Karlsson, Robert	Sweden	3	72	33	39	3	4	4	4	4	4	3	3	4	5	3	4	5	4	5	4	4	4
Karlsson, Robert	Sweden	4	72	35	37	3	3	4	5	5	4	4	3	4	4	3	4	5	4	4	5	4	4
Kaymer, Martin	Germany	1	69	35	34	3	4	4	4	5	4	4	3	4	4	3	4	3	5	4	4	4	3
Kaymer, Martin	Germany	2	71	35	36	4	4	4	4	4	4	4	4	3	3	3	4	4	5	5	5	4	3
Kaymer, Martin	Germany	3	68	35	33	4	4	3	3	5	4	4	3	5	3	3	3	5	4	4	4	4	3
Kaymer, Martin	Germany	4	74	35	39	5	4	4	4	5	3	4	2	4	5	3	5	4	3	5	5	5	5
Kelly, Jerry	USA	1	79	40	39	4	5	5	4	4	7	4	3	4	4	4	4	5	4	4	5	4	5
Kelly, Jerry	USA	2	75	34	41	4	4	4	5	4	3	4	3	3	4	3	6	5	4	5	5	5	4
Khan, Simon	England	1	74	37	37	4	4	4	4	5	4	5	3	4	4	4	5	4	4	4	5	3	4
Khan, Simon	England	2	69	33	36	4	3	4	4	4	4	3	3	4	4	3	4	4	6	4	4	4	3
Khan, Simon	England	3	73	35	38	4	4	4	4	5	4	3	3	4	5	3	5	5	3	4	4	5	3
Khan, Simon	England	4	74	36	38	4	4	4	4	5	4	4	3	4	4	3	4	6	4	4	5	4	4
Kim, KT	South Korea	1	70	32	38	3	4	4	4	4	4	3	3	3	4	3	3	5	4	5	5	5	4
Kim, KT	South Korea	2	74	36	38	4	4	4	4	4	5	3	4	4	3	4	4	5	4	5	4	5	4
Kim, KT	South Korea	3	73	36	37	4	4	4	4	5	4	4	3	4	3	2	5	4	5	4	4	7	3
Kim, KT	South Korea	4	72	37	35	4	4	4	4	7	3	4	4	3	4	3	5	5	4	3	4	4	3
Kjeldsen, Soren	Denmark	1	72	36	36	4	4	4	5	5	4	4	3	3	4	3	4	5	4	5	4	4	4
Kjeldsen, Soren	Denmark	2	74	36	38	4	5	3	5	4	4	3	4	4	4	4	5	3	5	5	4	5	3
Kjeldsen, Soren	Denmark	3	70	32	38	4	4	3	3	5	3	4	3	3	4	3	5	4	5	5	4	5	3
Kjeldsen, Soren	Denmark	4	71	33	38	4	3	3	4	4	4	5	4	2	4	2	4	4	7	4	4	5	4
Kuchar, Matt	USA	1	72	34	38	4	4	4	3	4	5	4	3	3	4	3	5	4	6	4	4	4	4
Kuchar, Matt	USA	2	74	35	39	4	4	3	5	4	4	3	4	5	4	4	4	4	5	4	5	4	4
Kuchar, Matt	USA	3	71	36	35	4	4	4	5	5	4	3	3	4	4	2	4	4	4	4	5	4	4
Kuchar, Matt	USA	4	69	32	37	3	4	3	4	4	4	4	3	3	4	4	5	4	5	4	4	5	2
Laird, Martin	Scotland	1	74	37	37	4	4	4	5	4	4	4	3	5	3	3	4	5	5	4	4	5	4
Laird, Martin	Scotland	2	83	43	40	4	5	4	4	5	5	7	4	6	3	3	5	4	5	6	4	4	3
Lara, Jose Manuel	Spain	1	80	40	40	4	5	4	6	5	4	4	4	4	4	4	4	5	4	5	6	4	4
Lara, Jose Manuel	Spain	2	75	39	36	4	4	4	5	6	4	4	3	4	3	4	4	5	3	5	4	4	4
Lawrie, Paul	Scotland	1	69	36	33	4	3	4	5	5	4	4	4	3	4	3	4	4	4	4	3	4	3
Lawrie, Paul	Scotland	2	82	40	42	4	4	5	5	5	4	5	4	4	4	4	4	5	7	4	5	5	4
Lehman, Tom	USA	1	71	34	37	4	3	3	4	6	3	4	3	4	3	4	3	5	5	5	4	4	4
Lehman, Tom	USA	2	68	35	33	4	4	4	4	5	4	4	2	4	4	3	3	4	4	4	4	4	3
Lehman, Tom	USA	3	75	37	38	4	4	4	4	5	5	4	3	4	4	3	4	6	4	5	4	4	2
Lehman, Tom	USA	4	70	36	34	4	4	4	4	5	4	4	3	4	4	3	4	4	5	3	4	5	2
Leishman, Marc	Australia	1	73	33	40	4	4	4	3	5	4	4	2	3	4	4	5	5	4	4	4	5	4
Leishman, Marc	Australia	2	71	35	36	3	5	4	4	5	4	3	3	4	4	2	3	4	5	4	6	4	4
Leishman, Marc	Australia	3	72	37	35	4	4	3	4	6	4	4	4	4	4	3	4	4	5	4	4	4	3
Leishman, Marc	Australia	4	75	36	39	3	4	4	5	5	4	3	3	4	4	4	5	4	5	4	4	5	4
Leonard, Justin	USA	1	76	39	37	4	6	3	4	6	5	4	3	4	3	3	4	5	5	4	4	5	4
Leonard, Justin	USA	2	74	37	37	3	4	5	4	5	5	4	3	4	4	4	3	5	5	4	4	5	3
Levet, Thomas	France	1	73	35	38	4	3	4	5	4	4	3	4	4	3	4	5	4	4	5	5	4	4
Levet, Thomas	France	2	81	39	42	4	4	4	6	5	4	5	3	4	6	3	6	5	6	4	4	4	4
Love III, Davis	USA	1	73	37	36	4	4	4	4	5	4	4	4	4	3	3	5	4	4	4	4	6	3
Love III, Davis	USA	2	76	38	38	5	5	4	4	5	4	4	3	4	4	3	4	6	5	4	5	4	3
Lowry, Shane	Republic of Ireland	1	68	34	34	4	5	3	4	4	4	3	3	4	3	3	5	5	4	4	4	4	3
Lowry, Shane	Republic of Ireland	2	73	37	36	4	6	4	4	5	4	4	3	3	3	3	4	4	5	4	4	4	3
Lowry, Shane	Republic of Ireland	3	71	36	35	4	4	4	4	5	4	4	3	4	4	3	4	5	4	5	4	4	3
Lowry, Shane	Republic of Ireland	4	75	37	38	4	3	5	5	5	4	4	3	4	5	2	4	4	5	5	4	6	3
Lyle, Sandy	Scotland	1	75	37	38	4	5	4	5	4	4	4	3	4	4	3	3	4	5	4	5	4	7
Lyle, Sandy	Scotland	2	76	38	38	4	5	5	5	4	4	4	3	4	4	3	4	5	4	4	4	5	4
Mahan, Hunter	USA	1	69	34	35	4	4	3	4	5	4	4	3	3	3	3	3	4	4	4	5	5	4
Mahan, Hunter	USA	2	76	37	39	4	4	4	3	7	4	4	3	4	4	4	4	5	6	4	4	5	3
Mahan, Hunter	USA	3	71	34	37	3	4	4	3	5	4	4	3	4	3	4	4	4	4	4	5	6	3
Mahan, Hunter	USA	4	71	35	36	4	4	5</															



Player Scores at St Andrews 2010

Par for each hole is indicated in brackets

NAME	COUNTRY	ROUND	TOTAL	OUT	IN	1(4)	2(4)	3(4)	4(4)	5(5)	6(4)	7(4)	8(3)	9(4)	10(4)	11(3)	12(4)	13(4)	14(5)	15(4)	16(4)	17(4)	18(4)
Mickelson, Phil	USA	1	73	36	37	4	4	4	4	5	4	4	3	4	4	3	4	6	5	4	4	4	3
Mickelson, Phil	USA	2	71	33	38	4	4	3	4	3	5	4	3	3	4	3	5	4	6	4	4	5	3
Mickelson, Phil	USA	3	70	34	36	4	5	3	4	5	3	4	3	3	3	3	4	3	5	4	6	5	3
Mickelson, Phil	USA	4	75	34	41	4	4	3	4	4	4	4	3	4	4	3	5	4	6	4	6	5	4
Miyamoto, Katsumasa	Japan	1	77	37	40	4	5	4	4	5	4	4	3	4	4	3	7	5	5	3	6	4	3
Miyamoto, Katsumasa	Japan	2	76	36	40	3	3	4	5	5	5	4	3	4	4	3	4	4	5	5	4	4	7
Miyase, Hirofumi	Japan	1	71	34	37	4	4	4	3	4	4	4	3	4	3	4	3	4	5	6	3	4	4
Miyase, Hirofumi	Japan	2	75	37	38	4	5	4	4	5	5	3	3	4	4	3	4	4	5	4	5	5	4
Miyase, Hirofumi	Japan	3	73	36	37	4	4	4	4	5	4	4	3	4	4	4	4	4	4	5	4	4	4
Miyase, Hirofumi	Japan	4	73	34	39	4	4	3	4	4	4	4	3	4	3	4	5	4	6	4	5	5	3
Molinari, Edoardo	Italy	1	69	35	34	4	4	4	4	5	3	4	3	4	3	3	3	4	4	5	4	4	4
Molinari, Edoardo	Italy	2	76	36	40	4	4	4	5	5	4	4	3	3	4	3	4	5	5	5	5	5	4
Molinari, Edoardo	Italy	3	73	36	37	4	5	4	4	5	4	4	3	3	5	3	3	4	5	4	4	5	4
Molinari, Edoardo	Italy	4	68	33	35	4	4	3	4	4	4	4	3	3	4	3	4	4	4	4	4	5	3
Molinari, Francesco	Italy	1	74	39	35	4	4	4	4	6	4	4	4	5	4	3	4	4	4	4	4	4	4
Molinari, Francesco	Italy	2	77	37	40	4	5	4	4	5	4	4	3	4	4	3	4	5	5	5	4	7	3
Montgomerie, Colin	Scotland	1	74	36	38	4	4	4	5	4	4	4	3	4	3	3	4	5	5	4	4	6	4
Montgomerie, Colin	Scotland	2	71	35	36	4	4	4	4	5	4	4	3	3	4	3	5	4	5	3	4	4	4
Montgomerie, Colin	Scotland	3	74	37	37	4	5	6	5	3	4	4	3	3	4	3	4	5	4	4	4	6	3
Montgomerie, Colin	Scotland	4	73	35	38	4	4	4	5	4	4	3	3	4	4	3	4	4	5	4	4	6	4
Moore, Ryan	USA	1	70	35	35	3	4	5	5	4	3	4	3	4	3	3	4	3	5	4	5	4	4
Moore, Ryan	USA	2	84	38	46	4	5	4	4	5	3	5	3	5	6	5	4	7	5	4	4	8	3
Moriarty, Colm	Republic of Ireland	1	72	35	37	4	4	3	4	5	4	4	3	4	3	4	4	6	4	5	4	5	4
Moriarty, Colm	Republic of Ireland	2	73	35	38	4	4	4	3	5	4	4	3	4	4	2	4	5	5	4	5	5	4
Moriarty, Colm	Republic of Ireland	3	72	33	39	4	4	4	4	4	3	4	3	3	4	3	4	5	6	4	5	5	3
Moriarty, Colm	Republic of Ireland	4	70	35	35	4	4	4	4	5	4	4	3	3	4	3	4	4	4	4	4	5	3
Na, Kevin	USA	1	70	34	36	4	4	4	4	3	4	4	3	4	4	2	4	4	4	5	5	5	3
Na, Kevin	USA	2	74	34	40	4	4	4	5	3	4	3	3	4	4	3	4	7	4	6	5	3	3
Na, Kevin	USA	3	70	32	38	4	4	3	4	4	3	4	3	3	4	3	4	5	5	5	4	4	3
Na, Kevin	USA	4	72	34	38	3	4	4	4	4	4	4	3	4	5	3	5	4	6	4	4	4	3
Noh, Seung-Yul	South Korea	1	72	35	37	4	5	4	4	4	4	4	3	3	4	3	4	4	4	4	6	4	4
Noh, Seung-Yul	South Korea	2	76	38	38	4	4	4	4	5	5	4	4	4	6	3	4	5	5	4	4	4	3
Noren, Alexander	Sweden	1	73	35	38	4	4	4	4	4	4	3	4	4	3	4	5	6	4	4	4	4	4
Noren, Alexander	Sweden	2	80	40	40	5	5	4	4	5	5	4	3	5	5	3	5	5	5	5	4	4	4
Oda, Koumei	Japan	1	74	35	39	5	4	4	4	5	3	4	3	3	5	3	4	4	5	5	5	5	3
Oda, Koumei	Japan	2	76	37	39	4	5	4	4	5	4	4	3	4	4	4	5	4	5	4	4	5	4
Oda, Ryuichi	Japan	1	76	35	41	4	4	3	4	5	5	3	3	4	4	3	4	6	4	6	5	5	5
Oda, Ryuichi	Japan	2	72	34	38	4	5	3	3	5	4	4	3	3	4	3	5	5	5	4	4	5	3
Ogilvy, Geoff	Australia	1	72	37	35	4	4	4	5	5	4	3	3	5	3	3	4	4	4	5	4	4	4
Ogilvy, Geoff	Australia	2	78	38	40	4	4	4	5	6	3	4	3	5	4	3	4	5	4	5	5	6	4
O'Hair, Sean	USA	1	67	30	37	3	3	3	4	5	3	3	3	3	4	3	4	4	5	4	5	4	4
O'Hair, Sean	USA	2	72	37	35	5	5	4	4	4	4	4	3	4	3	4	4	5	4	4	4	3	4
O'Hair, Sean	USA	3	72	38	34	4	4	4	5	6	4	3	3	5	4	3	5	4	4	4	4	4	3
O'Hair, Sean	USA	4	71	35	36	4	4	4	4	5	3	4	3	4	3	3	4	6	4	4	4	5	3
O'Meara, Mark	USA	1	69	33	36	3	3	4	4	5	5	3	3	3	4	3	4	4	4	4	4	5	4
O'Meara, Mark	USA	2	78	41	37	5	6	4	5	6	4	4	3	4	3	3	4	4	5	5	4	5	4
Oosthuizen, Louis	South Africa	1	65	31	34	4	4	4	3	4	4	3	2	3	3	3	4	4	3	4	3	4	5
Oosthuizen, Louis	South Africa	2	67	33	34	4	4	4	4	4	3	3	3	4	3	3	4	3	5	4	4	4	3
Oosthuizen, Louis	South Africa	3	69	35	34	5	4	4	4	5	4	3	3	4	3	4	3	4	4	5	4	3	4
Oosthuizen, Louis	South Africa	4	71	35	36	4	4	4	4	5	4	4	4	2	4	3	3	4	5	4	4	5	4
Overton, Jeff	USA	1	73	35	38	4	4	4	4	5	4	4	3	3	5	3	4	6	4	3	5	4	4
Overton, Jeff	USA	2	69	34	35	4	3	4	3	5	4	4	3	4	4	3	4	5	3	4	4	4	4
Overton, Jeff	USA	3	72	34	38	4	4	4	3	5	4	4	3	3	5	4	5	4	4	4	4	4	4
Overton, Jeff	USA	4	69	35	34	3	4	4	4	5	4	4	3	4	4	3	3	4	4	4	5	4	3
Park, Jae-Bum	South Korea	1	76	36	40	4	4	4	4	4	5	3	4	4	4	4	5	4	5	5	4	5	4
Park, Jae-Bum	South Korea	2	79	38	41	3	4	4	5	5	4	5	4	4	5	3	5	6	5	4	4	5	4
Percy, Cameron	Australia	1	76	35	41	4	4	4	3	5	4	4	3	5	4	4	5	5	4	5	5	4	4
Percy, Cameron	Australia	2	79	40	39	4	4	4	5	4	6	5	3	5	4	3	3	4	6	4	5	5	5
Pernice, Tom	USA	1	72	36	36	6	3	4	4	4	4	4	3	4	3	3	4	5	6	4	4	3	4
Pernice, Tom	USA	2	74	38	36	4	4	5	4	4	5	3	4	4	4	3	4	4	4	4	4	6	3
Pernice, Tom	USA	3	71	35	36	3	4	4	4	5	4	4	3	4	4	3	4	4	4	4	4	5	4
Pernice, Tom	USA	4	74	36	38	4	5	4	5	3	3	3	4	4	3	4	4	5	6	4	4	4	4
Perry, Kenny	USA	1	71	35	36	3	5	4	4	5	3	4	3	4	4	3	4	4	5	4	5	4	3
Perry, Kenny	USA	2	79	40	39	4	4	4	4	5	5	3	6	5	3	4	5	5	4	4	4	4	5
Petrovic, Tim	USA	1	71	35	36	4	5	4	4	4	4	4	3	3	4	4	3	5	5	4	4	4	3
Petrovic, Tim	USA	2	80	38	42	3	4	4	5	5	5	4	3	5	5	4	6	5	4	5	5	5	3
Points, DA	USA	1	72	36	36	4	5	4	4	5	3	4	3	4	4	2	4	6	4	4	4	4	4
Points, DA	USA	2	77	35	42	5	4	4	4	5	4	3	3	3	5	4	5	5	5	4	4	5	5
Porter, Ewan	Australia	1	81	41	40	4	8	4	4	5	4	4	3	5	6	3	4	5	5	5	4	5	3
Porter, Ewan	Australia	2	78	39	39	4	6	4	4	5	4	4	4	4	4	3	4	6	6	4	4	4	4
Poulter, Ian	England	1	71	34	37	4	4	3	4	5	4	4	3	3	4	3	5	4	5	3	4	5	4
Poulter, Ian	England	2	73	35	38	4	4	4	3	5	4	4	3	4	5	4	4	4	4	4	4	5	4
Poulter, Ian	England	3	76	39	37	5	4	4	4	5	4	6	3	4	4	3	4	4	5	4	5	4	4
Poulter, Ian	England	4	71	32	39	4	4	3	5	4	3	3	3	4	3	4	3	6	4	5	6	4	4
Quiros, Alvaro	Spain	1	72	35	37	3	4	4	4	5	4	3	4	4	4	3	4	5	5	4	4	4	4
Quiros, Alvaro	Spain	2	70	33	37	4	4	4	3	4	4	5	2	3	4	3	4	3	5	5	4	5	4
Quiros, Alvaro	Spain	3	74	37	37	4	5	4	5	5	4	4	3	3	5	3	4	4	5	4	5	4	3
Quiros, Alvaro																							



Par for each hole is indicated in brackets

NAME	COUNTRY	ROUND	TOTAL	OUT	IN	1(4)	2(4)	3(4)	4(4)	5(5)	6(4)	7(4)	8(3)	9(4)	10(4)	11(3)	12(4)	13(4)	14(5)	15(4)	16(4)	17(4)	18(4)
Scott, Adam	Australia	1	72	36	36	4	4	4	4	4	4	4	5	3	4	3	2	5	4	4	5	5	4
Scott, Adam	Australia	2	70	33	37	4	5	3	4	3	4	4	3	3	4	3	4	5	5	4	4	5	3
Scott, Adam	Australia	3	72	38	34	4	5	5	5	5	4	3	3	4	4	3	4	4	4	3	5	4	3
Scott, Adam	Australia	4	72	34	38	5	4	4	4	4	3	4	3	3	4	4	4	5	4	5	4	4	4
Senden, John	Australia	1	68	33	35	4	4	4	4	4	3	4	3	3	4	2	4	4	4	4	4	5	4
Senden, John	Australia	2	76	37	39	4	3	4	4	5	6	4	3	4	4	3	4	4	6	6	4	5	3
Senden, John	Australia	3	73	36	37	4	3	4	4	5	4	3	5	4	4	3	4	5	4	4	5	5	3
Senden, John	Australia	4	72	34	38	4	4	3	4	5	4	4	3	3	4	3	4	4	6	4	4	5	4
Senior, Peter	Australia	1	73	36	37	4	4	5	4	4	4	4	3	4	3	4	3	4	6	4	5	5	3
Senior, Peter	Australia	2	71	35	36	3	5	3	4	5	4	4	3	4	4	3	4	4	5	5	4	4	3
Senior, Peter	Australia	3	74	37	37	4	5	4	4	4	5	3	4	4	3	4	4	4	6	4	4	4	4
Senior, Peter	Australia	4	73	35	38	3	5	4	4	4	4	4	3	4	3	4	4	5	5	4	4	5	4
Siem, Marcel	Germany	1	67	32	35	4	3	4	3	4	4	3	3	4	3	4	4	3	6	4	4	4	3
Siem, Marcel	Germany	2	75	36	39	3	4	4	4	5	4	4	3	5	4	2	4	4	5	5	4	7	4
Siem, Marcel	Germany	3	74	37	37	4	4	4	4	5	6	3	4	3	4	3	4	5	5	4	4	5	3
Siem, Marcel	Germany	4	70	34	36	3	4	4	4	5	4	4	3	3	3	3	4	3	6	4	4	6	3
Sim, Michael	Australia	1	72	37	35	4	5	4	5	4	5	3	3	4	4	3	3	4	5	3	4	5	4
Sim, Michael	Australia	2	77	37	40	4	4	4	5	4	4	4	4	4	4	3	5	4	6	5	4	5	4
Singh, Vijay	Fiji	1	68	35	33	4	4	4	5	4	4	3	4	4	4	3	4	3	4	4	4	4	3
Singh, Vijay	Fiji	2	73	34	39	4	3	4	4	5	4	4	2	4	4	3	5	5	5	4	5	5	3
Singh, Vijay	Fiji	3	76	38	38	4	4	4	4	6	4	4	3	5	4	2	5	5	4	4	5	5	4
Singh, Vijay	Fiji	4	70	35	35	4	4	4	4	5	3	4	3	4	3	3	4	5	4	5	4	5	3
Slocum, Heath	USA	1	71	34	37	4	3	4	4	4	4	3	4	4	4	3	4	4	4	4	4	6	4
Slocum, Heath	USA	2	74	35	39	3	5	4	4	5	4	3	3	4	4	4	5	4	5	4	4	5	4
Slocum, Heath	USA	3	73	36	37	4	5	4	4	5	4	3	3	4	4	3	4	4	5	5	4	5	3
Slocum, Heath	USA	4	73	33	40	4	3	4	4	4	4	3	3	5	3	4	5	5	4	4	6	4	
Sonoda, Shunsuke	Japan	1	74	38	36	5	4	4	5	5	4	4	3	4	4	3	4	4	5	4	4	4	4
Sonoda, Shunsuke	Japan	2	78	38	40	4	5	4	4	5	4	4	4	4	5	4	4	4	5	5	4	4	5
Stenson, Henrik	Sweden	1	68	33	35	4	4	3	4	5	4	4	3	3	4	2	4	4	5	4	4	4	4
Stenson, Henrik	Sweden	2	74	38	36	4	5	4	4	4	5	4	4	4	4	4	4	4	5	4	4	4	3
Stenson, Henrik	Sweden	3	67	32	35	3	4	4	4	4	4	4	2	3	4	3	4	2	5	4	5	5	3
Stenson, Henrik	Sweden	4	71	35	36	4	4	4	4	5	4	3	3	4	4	3	4	4	5	4	4	4	4
Streeter, Paul	England	1	76	35	41	4	4	4	4	3	5	4	4	4	3	5	5	5	5	5	5	5	4
Streeter, Paul	England	2	76	37	39	4	4	4	4	5	4	4	4	3	5	3	5	4	5	5	4	4	4
Stricker, Steve	USA	1	71	35	36	4	4	4	4	5	4	3	3	4	4	3	4	4	6	4	4	4	3
Stricker, Steve	USA	2	74	38	36	3	6	4	5	5	3	4	4	4	4	3	4	4	4	4	4	5	4
Stricker, Steve	USA	3	71	36	35	5	4	4	6	4	3	3	3	4	4	3	3	5	4	4	4	5	3
Stricker, Steve	USA	4	74	35	39	4	4	4	4	5	4	4	3	3	4	3	4	5	5	3	7	4	4
Taniguchi, Toru	Japan	1	70	33	37	4	4	4	4	3	3	4	3	4	4	3	4	4	4	5	4	5	4
Taniguchi, Toru	Japan	2	70	35	35	3	4	4	4	5	4	4	3	4	4	3	4	4	5	4	4	4	3
Taniguchi, Toru	Japan	3	77	40	37	6	4	3	5	7	3	4	4	4	4	3	4	4	5	4	4	5	4
Taniguchi, Toru	Japan	4	74	38	36	5	6	4	4	5	4	4	3	3	4	3	5	4	5	4	4	4	3
Tiley, Steven	England	1	66	32	34	3	4	4	4	4	3	4	3	3	4	3	4	3	5	3	4	4	4
Tiley, Steven	England	2	79	36	43	4	4	4	5	4	4	4	3	4	4	5	5	4	6	5	5	5	4
Tiley, Steven	England	3	73	35	38	4	3	4	5	4	4	4	3	4	4	3	4	6	5	4	5	3	4
Tiley, Steven	England	4	74	36	38	4	4	4	5	5	4	4	2	4	4	3	4	4	5	4	4	5	5
Van Pelt, Bo	USA	1	69	35	34	3	4	4	4	6	4	4	3	3	4	3	5	3	4	3	4	5	3
Van Pelt, Bo	USA	2	72	36	36	4	5	4	5	4	4	4	2	4	4	4	4	4	5	5	3	4	3
Van Pelt, Bo	USA	3	73	35	38	4	4	4	4	5	4	4	3	3	4	4	4	5	4	4	4	5	4
Van Pelt, Bo	USA	4	74	36	38	4	4	4	4	4	4	5	3	4	4	3	5	4	6	4	4	4	4
Verplank, Scott	USA	1	72	36	36	3	5	4	4	4	5	4	3	4	4	3	5	4	4	4	4	4	4
Verplank, Scott	USA	2	73	34	39	3	4	4	3	5	4	4	3	4	4	3	4	4	5	4	4	7	4
Verplank, Scott	USA	3	74	37	37	4	4	4	5	5	3	5	3	4	4	5	3	4	4	5	4	3	4
Verplank, Scott	USA	4	77	37	40	4	4	4	5	5	4	4	3	4	5	3	5	5	6	4	4	4	3
Villegas, Camilo	Colombia	1	68	34	34	4	4	3	4	5	4	4	3	3	3	3	3	4	5	4	4	4	4
Villegas, Camilo	Colombia	2	75	39	36	5	4	4	4	6	5	4	2	5	4	3	4	5	4	4	4	4	4
Villegas, Camilo	Colombia	3	70	36	34	4	4	4	4	6	3	3	4	4	3	3	5	5	4	4	3	3	3
Villegas, Camilo	Colombia	4	75	37	38	5	4	4	4	5	4	5	3	3	4	3	4	4	5	5	4	5	4
Watney, Nick	USA	1	67	33	34	4	4	3	4	5	4	3	3	3	3	3	4	4	4	4	4	4	4
Watney, Nick	USA	2	73	36	37	5	4	4	4	5	4	3	3	4	4	4	4	4	5	4	4	4	4
Watney, Nick	USA	3	71	36	35	4	5	3	3	5	5	5	3	3	4	4	4	4	5	3	4	4	3
Watney, Nick	USA	4	71	37	34	4	4	4	5	6	4	4	3	3	3	5	3	5	4	4	4	4	3
Watson, Bubba	USA	1	74	37	37	4	4	4	4	5	4	5	3	4	4	4	3	6	5	3	5	3	3
Watson, Bubba	USA	2	73	34	39	4	4	4	4	4	3	4	3	4	4	4	4	5	4	5	4	5	4
Watson, Tom	USA	1	73	38	35	4	5	5	4	4	4	4	3	4	4	3	4	4	4	4	4	4	4
Watson, Tom	USA	2	75	38	37	4	4	4	4	7	4	4	4	3	4	3	4	4	5	4	5	5	3
Weir, Mike	Canada	1	73	34	39	4	5	4	4	4	3	3	3	4	4	3	4	4	5	5	6	4	4
Weir, Mike	Canada	2	75	38	37	4	4	4	5	5	5	4	4	3	4	5	5	4	4	4	4	4	3
Westwood, Lee	England	1	67	31	36	4	4	4	4	4	3	2	3	4	3	4	4	5	4	4	4	4	4
Westwood, Lee	England	2	71	35	36	4	4	4	4	4	4	3	4	4	3	4	4	5	4	4	4	4	4
Westwood, Lee	England	3	71	38	33	4	4	4	5	5	4	3	4	3	2	4	4	4	5	4	4	4	3
Westwood, Lee	England	4	70	35	35	4	4	4	4	5	4	4	3	3	4	3	5	3	4	4	4	5	3
Whitehouse, Tom	England	1	73	35	38	4	4	4	4	4	5	3	3	4	4	3	4	4	6	5	4	5	3
Whitehouse, Tom	England	2	74	37	37	4	5	4	4	5	4	4	3	4	4	4	5	4	5	4	4	3	4
Wilson, Oliver	England	1	68	32	36	5	4	3	4	4	3	4	2	3	4	3	4	4	5	3	4	5	4
Wilson, Oliver	England	2	79	39	40	4	5	5	6	5	4	4	2	4	4	4	5	5	5	4	5	4	4
Wood, Chris	England	1	70	34	36	3	5	4	4	4	4	3	3	4	4	3	3	4	5	5	4	5	3
Wood, Chris	England	2	79	39	40	5	3	5	5	5	4	5	3										



Player Scores at St Andrews 2005

Par for each hole is indicated in brackets

NAME	COUNTRY	ROUND	TOTAL	OUT	IN	1(4)	2(4)	3(4)	4(4)	5(5)	6(4)	7(4)	8(3)	9(4)	10(4)	11(3)	12(4)	13(4)	14(5)	15(4)	16(4)	17(4)	18(4)
Allenby, Robert	Australia	1	70	37	33	3	4	3	4	4	4	4	3	4	4	3	3	6	4	4	4	6	3
Allenby, Robert	Australia	2	68	35	33	4	4	3	4	5	4	3	3	3	4	2	3	4	6	4	4	4	4
Allenby, Robert	Australia	3	79	40	39	4	4	4	4	6	4	7	3	3	4	3	6	5	4	5	5	4	4
Allenby, Robert	Australia	4	71	34	37	4	5	4	5	4	5	3	4	3	5	3	4	4	4	3	4	3	3
Allred, Jason	USA	1	74	36	38	3	5	5	3	6	4	4	4	4	4	3	5	4	5	4	4	4	3
Allred, Jason	USA	2	74	40	34	4	3	4	4	4	4	4	3	4	4	4	4	5	4	5	5	5	4
Ames, Stephen	Canada	1	76	38	38	5	5	4	4	5	4	4	3	4	3	3	5	4	4	5	4	7	3
Ames, Stephen	Canada	2	74	41	33	4	4	4	4	4	4	4	2	3	4	3	5	4	5	5	5	5	5
Appleby, Stuart	Australia	1	72	38	34	3	6	3	4	5	3	4	3	3	4	3	5	4	5	4	4	5	4
Appleby, Stuart	Australia	2	68	36	32	3	3	4	5	4	4	3	3	3	3	3	4	4	4	4	5	5	4
Appleby, Stuart	Australia	3	72	39	33	4	4	3	4	5	4	3	2	4	4	3	4	4	6	5	4	5	4
Appleby, Stuart	Australia	4	75	39	36	5	4	4	4	5	4	4	3	3	5	3	4	5	5	5	4	4	4
Baker, Peter	England	1	70	35	35	4	4	4	5	4	4	4	3	3	4	4	4	4	4	4	4	4	3
Baker, Peter	England	2	76	40	36	4	3	4	5	3	5	5	3	4	4	3	4	5	5	4	6	5	4
Barcelo, Richard	USA	1	80	40	40	5	5	4	5	5	4	4	4	4	4	3	4	4	5	5	4	7	4
Barcelo, Richard	USA	2	71	39	32	4	3	3	4	4	4	3	3	4	4	3	4	4	4	4	7	5	4
Beem, Rich	USA	1	74	37	37	3	4	4	4	5	5	2	5	4	4	3	4	4	6	4	4	4	4
Beem, Rich	USA	2	79	40	39	4	4	5	5	6	4	4	3	4	4	4	4	5	6	4	4	5	4
Bickerton, John	England	1	75	39	36	4	4	4	4	5	4	4	3	4	4	3	4	5	6	4	4	5	4
Bickerton, John	England	2	70	37	33	3	3	4	4	5	4	4	3	3	4	3	3	4	7	4	4	4	4
Bickerton, John	England	3	71	37	34	4	4	5	4	4	3	3	3	4	4	4	4	6	4	4	4	4	3
Bickerton, John	England	4	73	37	36	3	4	4	4	5	5	4	3	4	4	3	3	4	6	4	6	4	5
Bjorn, Thomas	Denmark	1	72	35	37	4	5	3	4	5	3	5	3	5	4	3	4	6	3	4	4	4	3
Bjorn, Thomas	Denmark	2	74	38	36	4	5	4	4	5	4	3	4	3	4	2	4	5	4	4	4	5	6
Bossert, Andre	Switzerland	1	74	38	36	4	4	3	4	6	4	4	3	4	4	4	4	4	6	4	4	4	4
Bossert, Andre	Switzerland	2	77	37	40	4	5	3	5	6	4	4	4	5	4	4	4	5	4	4	4	4	4
Brovold, Lars	Norway	1	75	37	38	5	4	4	3	5	4	4	4	5	4	3	4	4	5	4	4	6	3
Brovold, Lars	Norway	2	74	37	37	4	5	5	4	4	5	4	3	3	4	3	4	5	5	4	4	4	4
Bryant, Bart	USA	1	69	35	34	4	4	5	3	3	4	5	3	3	4	3	4	4	6	3	4	4	3
Bryant, Bart	USA	2	70	35	35	4	4	4	4	5	4	4	3	3	4	3	4	4	5	4	4	4	3
Bryant, Bart	USA	3	71	36	35	4	4	4	3	5	4	5	3	3	5	3	3	4	5	5	4	4	3
Bryant, Bart	USA	4	74	37	37	4	4	4	4	5	4	4	3	5	3	3	4	6	4	4	5	4	4
Butterfield, Andrew	England	1	77	41	36	3	5	4	5	5	3	4	3	4	4	3	4	6	5	4	5	6	4
Butterfield, Andrew	England	2	76	39	37	5	4	4	4	5	4	3	4	4	4	4	5	4	5	5	5	4	3
Byrum, Tom	USA	1	79	39	40	4	5	5	4	4	5	4	5	4	5	3	4	6	4	4	4	5	4
Byrum, Tom	USA	2	69	36	33	4	4	4	4	5	4	3	3	2	4	3	3	4	5	4	4	5	4
Cabrera, Angel	Argentina	1	75	39	36	4	4	4	5	5	3	5	3	3	4	4	4	5	5	3	4	6	4
Cabrera, Angel	Argentina	2	74	37	37	4	4	4	4	5	4	4	4	5	3	3	5	4	5	4	5	3	4
Calcavecchia, Mark	USA	1	70	35	35	3	5	4	4	4	4	5	3	3	3	3	5	4	4	4	4	4	3
Calcavecchia, Mark	USA	2	73	39	34	3	4	4	5	4	4	2	4	3	4	4	4	5	5	5	5	5	4
Calcavecchia, Mark	USA	3	73	35	38	4	5	4	4	5	5	3	3	4	3	3	4	4	4	4	5	4	4
Calcavecchia, Mark	USA	4	73	38	35	4	4	3	4	4	5	4	3	4	4	3	4	3	5	5	5	5	4
Campbell, Chad	USA	1	78	38	40	4	7	4	4	4	4	5	4	4	5	3	5	4	5	4	4	4	4
Campbell, Chad	USA	2	73	36	37	6	4	4	4	5	4	4	3	3	4	3	3	4	5	4	4	5	4
Campbell, Chris	Australia	1	81	39	42	4	5	4	4	5	5	6	4	5	5	3	5	5	4	4	5	4	4
Campbell, Chris	Australia	2	74	40	34	5	4	4	4	3	4	4	3	3	4	3	4	5	5	4	4	7	4
Campbell, Michael	New Zealand	1	69	34	35	4	4	4	4	4	3	5	3	4	4	3	5	4	4	3	3	5	3
Campbell, Michael	New Zealand	2	72	34	38	4	4	4	4	5	4	4	3	6	4	3	4	4	4	4	4	4	3
Campbell, Michael	New Zealand	3	68	34	34	4	3	5	4	5	5	3	2	3	4	4	3	4	4	4	4	4	3
Campbell, Michael	New Zealand	4	72	36	36	4	5	4	4	4	4	4	3	4	4	3	3	4	6	4	4	4	4
Casey, Paul	England	1	75	37	38	4	5	4	5	5	4	4	4	3	4	3	5	4	5	4	4	5	3
Casey, Paul	England	2	75	41	34	5	4	4	4	4	4	3	3	3	4	4	5	5	5	5	5	5	3
Cejka, Alex	Germany	1	74	36	38	4	4	3	5	5	4	5	3	5	4	3	4	5	4	4	4	5	3
Cejka, Alex	Germany	2	72	37	35	4	5	4	3	4	4	4	3	4	4	2	5	4	5	4	4	4	5
Chia, Danny	Malaysia	1	74	38	36	5	6	3	4	3	4	4	4	3	4	2	4	5	7	5	3	6	2
Chia, Danny	Malaysia	2	73	38	35	4	4	5	4	4	4	4	3	3	4	3	4	4	5	5	4	5	4
Choi, KJ	Korea	1	75	38	37	4	4	4	4	5	5	5	3	3	4	4	3	5	5	4	4	4	5
Choi, KJ	Korea	2	68	34	34	4	4	4	4	4	4	4	2	4	3	3	4	4	4	5	4	4	3
Choi, KJ	Korea	3	71	35	36	4	4	4	4	5	3	4	3	5	4	3	4	4	4	4	4	5	3
Choi, KJ	Korea	4	73	39	34	3	4	4	4	4	4	4	3	4	3	4	3	4	4	4	4	9	4
Chopra, Daniel	Sweden	1	76	38	38	6	4	4	4	5	5	3	3	4	5	3	5	5	4	5	4	4	3
Chopra, Daniel	Sweden	2	70	38	32	4	3	4	4	4	3	4	3	3	5	4	4	4	5	4	4	4	4
Cink, Stewart	USA	1	76	38	38	4	5	4	4	5	4	4	4	4	4	3	4	5	6	4	4	4	4
Cink, Stewart	USA	2	73	37	36	4	5	4	4	5	5	4	3	2	4	3	5	3	6	4	4	5	3
Clark, Tim	South Africa	1	71	36	35	3	5	4	4	4	4	5	3	3	3	3	4	4	5	4	5	5	3
Clark, Tim	South Africa	2	69	35	34	4	4	3	4	4	4	4	3	4	3	3	4	3	6	4	4	4	4
Clark, Tim	South Africa	3	70	37	33	3	3	3	4	4	4	4	3	5	4	3	3	5	4	4	5	4	4
Clark, Tim	South Africa	4	74	36	38	4	5	4	4	4	5	5	4	3	4	4	4	4	5	4	3	5	3
Clarke, Darren	Northern Ireland	1	73	37	36	4	4	3	5	5	4	3	4	4	4	4	4	4	3	5	5	4	4
Clarke, Darren	Northern Ireland	2	70	37	33	4	3	3	4	5	4	4	3	3	3	4	3	5	4	4	5	4	4
Clarke, Darren	Northern Ireland	3	67	35	32	3	5	4	4	4	3	2	4	5	4	3	3	5	4	3	4	4	4
Clarke, Darren	Northern Ireland	4	73	37	36	4	4	4	4	5	4	4	4	3	4	3	4	6	4	4	4	4	4
Coles, Robert	England	1	76	36	40	5	4	4	6	5	4	5	3	4	4	3	4	4	5	5	3	4	4
Coles, Robert	England	2	74	38	36	4	5	4	4	5	3	3	5	4	4	3	5	5	4	4	4	5	4
Couples, Fred	USA	1	68	33	35	4	4	5	4	4	4	4	3	3	4	3	4	5	4	4	3	3	3
Couples, Fred	USA	2	71	35	36	4	4	4	4	5	4	4	3	4	4	3	4	5	3	5	4	4	3
Couples, Fred	USA	3	73	35	38	4	5	4	4	5	4	4	4	4	5	3	3	4	5	4	5	4	3
Couples, Fred	USA	4	68	34	3																		



Par for each hole is indicated in brackets

NAME	COUNTRY	ROUND	TOTAL	OUT	IN	1(4)	2(4)	3(4)	4(4)	5(5)	6(4)	7(4)	8(3)	9(4)	10(4)	11(3)	12(4)	13(4)	14(5)	15(4)	16(4)	17(4)	18(4)
Donald, Luke	England	1	68	35	33	4	4	3	4	4	4	4	3	3	4	4	4	3	4	4	4	4	4
Donald, Luke	England	2	73	37	36	4	6	3	5	4	3	4	3	4	3	3	5	4	5	4	4	5	4
Donald, Luke	England	3	77	41	36	3	4	5	4	5	5	3	2	4	4	4	4	4	5	5	5	6	4
Donald, Luke	England	4	70	37	33	4	4	4	5	5	3	2	3	3	4	3	4	3	5	4	5	6	3
Doyle, Martin	Australia	1	73	37	36	4	4	3	5	6	3	4	4	3	4	3	5	5	4	4	4	4	4
Doyle, Martin	Australia	2	76	38	38	4	5	4	4	5	4	5	3	4	3	3	5	5	4	4	4	7	4
Drummond, Scott	Scotland	1	74	37	37	5	3	4	5	4	4	5	3	4	4	3	4	4	4	4	5	5	4
Drummond, Scott	Scotland	2	71	36	35	4	4	4	4	5	4	4	3	3	4	3	4	4	4	4	4	5	4
Drummond, Scott	Scotland	3	69	37	32	4	4	3	3	4	4	4	3	3	4	3	4	4	4	4	4	5	5
Drummond, Scott	Scotland	4	70	34	36	4	4	4	4	5	4	4	3	4	4	4	3	4	4	3	4	5	3
Durant, Joe	USA	1	79	37	42	4	5	5	6	4	6	3	4	6	3	4	4	5	4	4	4	4	3
Durant, Joe	USA	2	67	34	33	4	4	3	5	3	4	4	3	3	4	3	4	4	4	3	4	5	3
Duval, David	USA	1	80	43	37	4	4	5	4	4	4	4	4	4	4	4	4	5	6	6	4	6	4
Duval, David	USA	2	77	41	36	4	5	3	5	5	4	4	3	3	4	4	5	4	7	4	3	6	4
Dyson, Simon	England	1	70	35	35	4	5	4	4	4	4	4	2	4	3	4	3	5	5	4	4	4	3
Dyson, Simon	England	2	71	38	33	4	3	4	4	4	4	4	3	3	3	3	4	4	6	5	5	4	4
Dyson, Simon	England	3	72	37	35	4	3	4	4	5	4	4	3	4	5	4	4	4	5	4	4	4	3
Dyson, Simon	England	4	73	38	35	3	5	4	5	4	4	3	4	4	4	3	5	5	4	4	4	5	4
Els, Ernie	South Africa	1	74	39	35	4	4	3	3	6	4	4	3	4	4	4	5	5	5	4	4	4	4
Els, Ernie	South Africa	2	67	35	32	3	3	4	5	4	3	3	3	4	3	4	4	5	4	4	4	4	3
Els, Ernie	South Africa	3	75	39	36	5	4	4	5	5	4	3	3	3	5	4	4	4	5	4	4	5	4
Els, Ernie	South Africa	4	70	38	32	3	5	4	4	4	4	3	2	3	3	3	4	4	7	4	5	4	4
Faldo, Nick	England	1	74	38	36	4	4	4	5	4	4	3	4	4	4	4	4	6	4	4	4	5	3
Faldo, Nick	England	2	69	35	34	4	4	4	4	5	4	3	3	3	4	3	4	4	4	4	4	4	4
Faldo, Nick	England	3	70	36	34	4	4	3	4	4	4	4	3	4	4	3	4	5	5	4	4	4	3
Faldo, Nick	England	4	69	33	36	4	4	4	4	6	4	4	3	3	3	3	5	6	4	4	4	3	2
Faxon, Brad	USA	1	72	37	35	3	4	4	4	6	3	4	3	4	4	3	5	4	4	4	4	5	4
Faxon, Brad	USA	2	66	35	31	4	3	3	4	4	4	2	3	4	3	4	4	5	4	4	4	4	3
Faxon, Brad	USA	3	70	34	36	4	4	4	6	4	3	4	4	3	4	3	4	4	5	3	4	4	3
Faxon, Brad	USA	4	76	39	37	6	4	4	4	5	4	4	3	3	5	2	6	4	6	4	4	4	4
Ferrie, Kenneth	England	1	74	39	35	4	5	4	4	5	4	3	3	4	4	4	5	4	4	4	5	5	4
Ferrie, Kenneth	England	2	75	36	39	4	4	4	5	5	4	4	3	6	4	3	4	5	4	4	5	4	3
Flanagan, Nick	Australia	1	73	38	35	4	4	4	4	6	4	2	3	4	2	4	6	4	5	4	5	4	4
Flanagan, Nick	Australia	2	71	37	34	4	3	4	4	4	4	4	3	4	3	4	5	5	5	4	4	4	3
Flanagan, Nick	Australia	3	69	36	33	4	4	3	4	4	3	4	4	3	4	4	5	4	4	4	4	4	3
Flanagan, Nick	Australia	4	71	36	35	5	4	3	4	4	4	4	3	4	3	4	4	5	4	4	4	4	4
Flesch, Steve	USA	1	74	39	35	4	4	3	5	4	4	3	4	4	4	3	4	5	5	4	5	3	3
Flesch, Steve	USA	2	70	38	32	3	3	4	4	5	3	3	4	4	3	4	4	5	4	4	6	4	4
Flesch, Steve	USA	3	72	38	34	3	4	4	4	5	4	4	3	3	4	3	4	6	5	4	5	4	4
Flesch, Steve	USA	4	78	42	36	4	4	3	4	6	4	4	3	4	4	5	4	5	6	5	6	3	3
Floren, Oscar (A)	Sweden	1	73	37	36	4	5	4	4	4	3	4	4	4	4	3	4	4	6	4	4	5	3
Floren, Oscar (A)	Sweden	2	78	42	36	5	4	4	4	5	4	4	3	3	4	3	4	4	6	5	6	7	3
Forsyth, Alastair	Scotland	1	77	38	39	4	6	4	4	4	5	5	4	3	4	3	4	7	4	4	4	4	4
Forsyth, Alastair	Scotland	2	70	36	34	4	4	4	4	4	3	4	3	4	3	3	4	4	5	4	4	5	4
Fowler, Peter	Australia	1	74	36	38	5	5	4	5	5	4	3	3	4	4	4	4	4	4	4	4	4	4
Fowler, Peter	Australia	2	72	37	35	4	4	4	4	5	3	3	4	4	4	3	5	4	4	4	4	5	4
Fraser, Marcus	Australia	1	78	39	39	4	5	3	6	5	5	3	3	5	3	4	4	5	5	4	5	4	4
Fraser, Marcus	Australia	2	75	37	38	4	5	4	5	6	4	4	3	3	4	3	5	5	5	4	5	3	3
Frost, David	South Africa	1	77	43	34	3	6	3	4	4	3	4	3	4	5	3	4	5	4	5	7	5	5
Frost, David	South Africa	2	65	33	32	4	3	4	4	4	3	3	4	3	4	3	4	5	3	4	4	4	3
Frost, David	South Africa	3	72	37	35	4	4	4	4	4	4	4	3	4	4	4	4	5	5	4	4	4	3
Frost, David	South Africa	4	69	35	34	3	4	4	4	4	4	3	4	4	4	3	5	4	4	4	4	4	4
Fujita, Hiroyuki	Japan	1	72	37	35	4	5	3	5	4	4	4	3	3	5	2	5	5	4	4	4	5	3
Fujita, Hiroyuki	Japan	2	68	34	34	3	4	4	5	4	4	3	3	4	3	4	5	5	4	4	4	3	3
Fujita, Hiroyuki	Japan	3	74	37	37	4	4	4	5	5	3	5	3	4	4	3	4	5	4	4	5	4	4
Fujita, Hiroyuki	Japan	4	73	38	35	4	4	4	5	4	4	4	3	3	4	3	5	5	4	4	5	5	3
Funk, Fred	USA	1	77	38	39	4	3	4	6	5	5	4	4	4	3	4	4	5	4	6	4	4	4
Funk, Fred	USA	2	71	35	36	4	4	4	4	5	4	3	4	4	2	4	4	4	4	4	4	5	4
Furyk, Jim	USA	1	78	36	42	4	4	4	7	4	6	4	5	4	4	4	4	5	3	5	4	4	3
Furyk, Jim	USA	2	70	31	39	4	3	5	5	6	4	4	3	5	4	2	4	3	4	4	4	3	3
Gallacher, Stephen	Scotland	1	75	41	34	4	4	3	4	4	4	4	3	4	5	3	4	4	5	4	6	6	6
Gallacher, Stephen	Scotland	2	78	43	35	5	4	5	4	4	4	2	3	4	4	8	5	4	5	4	5	4	4
Garcia, Sergio	Spain	1	70	37	33	3	4	5	4	4	4	3	3	4	2	3	5	5	4	5	5	4	4
Garcia, Sergio	Spain	2	69	33	36	4	4	3	5	4	4	3	5	3	3	3	4	5	4	4	4	4	3
Garcia, Sergio	Spain	3	69	36	33	5	3	4	4	4	4	3	2	4	4	4	4	4	4	5	4	4	3
Garcia, Sergio	Spain	4	73	37	36	4	5	4	4	4	4	3	4	4	3	6	5	4	3	4	5	3	3
Garrido, Ignacio	Spain	1	71	37	34	4	4	4	4	4	3	5	3	3	5	3	4	6	4	4	4	4	3
Garrido, Ignacio	Spain	2	77	39	38	4	5	4	4	4	6	4	4	3	4	4	4	6	4	4	4	5	4
Goosen, Retief	South Africa	1	68	34	34	4	4	3	4	4	5	3	3	3	3	6	4	4	4	4	4	4	3
Goosen, Retief	South Africa	2	73	36	37	4	4	4	4	5	4	4	4	4	4	3	4	4	5	4	5	3	3
Goosen, Retief	South Africa	3	66	33	33	3	4	4	4	6	4	3	2	3	4	3	4	4	3	3	5	3	3
Goosen, Retief	South Africa	4	74	35	39	5	5	4	4	6	4	4	3	4	3	5	4	4	4	4	4	4	3
Green, Richard	Australia	1	72	39	33	4	4	4	3	4	3	4	3	4	4	4	4	6	4	4	4	5	4
Green, Richard	Australia	2	68	34	34	4	4	4	4	4	4	3	3	4	3	3	4	4	4	4	4	5	3
Green, Richard	Australia	3	72	37	35	4	4	3	4	5	4	4	3	4	4	4	4	5	5	3	4	5	3
Green, Richard	Australia	4	73	36	37	4	5	4	4	5	4	5	3	3	4	4	6	5	3	4	4	4	3
Gutschewski, Scott	USA	1	76	37	39	4	4	4	4	8	4	5	3	3	4	4	5	6	4	3	3	4	4
Gutschewski, Scott	USA	2	69	36	33	4	4	3	3	4	4	3	4	3									



Player Scores at St Andrews 2005

Par for each hole is indicated in brackets

NAME	COUNTRY	ROUND	TOTAL	OUT	IN	1(4)	2(4)	3(4)	4(4)	5(5)	6(4)	7(4)	8(3)	9(4)	10(4)	11(3)	12(4)	13(4)	14(5)	15(4)	16(4)	17(4)	18(4)
Hensby, Mark	Australia	1	67	33	34	3	5	4	4	5	4	4	3	2	3	3	3	4	5	3	4	4	4
Hensby, Mark	Australia	2	77	35	42	5	7	3	7	5	4	4	3	4	4	3	4	4	5	4	4	4	3
Hensby, Mark	Australia	3	69	32	37	5	5	4	4	4	4	5	3	3	4	3	3	4	4	4	4	3	3
Hensby, Mark	Australia	4	70	34	36	6	3	4	4	5	4	4	3	3	4	3	3	4	4	4	3	5	4
Herron, Tim	USA	1	73	37	36	3	4	4	4	5	5	4	3	4	4	3	4	6	5	3	4	5	3
Herron, Tim	USA	2	72	36	36	4	4	4	4	5	3	4	3	4	3	3	4	5	6	4	4	4	3
Herron, Tim	USA	3	68	35	33	4	4	4	4	4	4	3	3	3	3	3	3	4	4	4	6	5	3
Herron, Tim	USA	4	74	38	36	3	4	5	4	5	5	3	3	4	5	3	3	5	5	4	4	5	4
Ho, S K	Korea	1	73	39	34	3	4	5	5	3	4	4	3	3	4	3	5	4	6	4	5	4	4
Ho, S K	Korea	2	71	33	38	4	5	4	4	5	4	4	4	4	3	3	5	4	4	4	4	4	3
Ho, S K	Korea	3	72	37	35	3	5	4	4	5	4	4	2	4	4	3	6	4	4	5	4	4	3
Ho, S K	Korea	4	77	39	38	4	4	5	4	5	4	4	3	5	4	3	5	5	5	4	5	4	4
Howell III, Charles	USA	1	71	37	34	4	4	3	4	5	4	4	3	3	5	3	4	4	5	4	4	4	4
Howell III, Charles	USA	2	75	39	36	4	5	3	5	4	4	4	3	4	4	4	3	5	5	5	4	5	4
Immelman, Trevor	South Africa	1	68	36	32	3	3	4	3	5	4	4	3	3	4	3	4	5	4	4	4	4	4
Immelman, Trevor	South Africa	2	70	34	36	4	5	3	5	5	4	4	3	3	4	3	5	4	4	4	4	4	3
Immelman, Trevor	South Africa	3	73	38	35	4	4	3	5	4	5	4	3	3	5	3	4	4	5	4	4	5	4
Immelman, Trevor	South Africa	4	72	36	36	4	5	4	4	4	5	4	3	3	5	3	4	4	4	4	5	4	3
Jacklin, Tony	England	1	79	42	37	4	7	4	4	4	4	4	3	3	4	3	4	4	8	6	4	5	4
Jacklin, Tony	England	2	76	42	34	3	4	3	4	5	4	4	3	4	4	4	4	5	7	4	4	6	4
Jacobson, Fredrik	Sweden	1	71	37	34	4	4	3	5	4	4	4	3	3	4	3	4	5	4	4	6	4	3
Jacobson, Fredrik	Sweden	2	70	35	35	3	5	4	3	6	4	3	3	4	6	3	3	4	5	4	4	4	2
Jacobson, Fredrik	Sweden	3	72	39	33	4	4	4	5	4	3	4	2	3	4	4	4	5	6	5	3	4	4
Jacobson, Fredrik	Sweden	4	75	41	34	4	4	3	4	5	4	4	3	3	5	3	5	4	5	5	4	7	3
Jaidee, Thongchai	Thailand	1	73	36	37	5	4	5	4	4	4	3	3	5	4	3	5	4	5	4	5	3	3
Jaidee, Thongchai	Thailand	2	68	33	35	4	5	4	4	4	3	4	3	4	4	3	3	3	4	4	4	5	3
Jaidee, Thongchai	Thailand	3	75	37	38	4	5	5	4	4	4	5	3	4	4	3	4	5	4	4	5	5	2
Jaidee, Thongchai	Thailand	4	72	36	36	5	4	4	3	5	4	4	3	4	3	3	4	4	5	4	4	6	3
Jimenez, Miguel Angel	Spain	1	69	35	34	4	3	5	4	4	4	3	3	4	4	3	4	5	4	4	4	4	3
Jimenez, Miguel Angel	Spain	2	72	34	38	3	5	4	5	6	4	5	3	3	4	3	4	4	4	4	4	4	3
Jimenez, Miguel Angel	Spain	3	76	42	34	3	4	3	4	5	4	4	3	4	5	3	4	5	4	5	4	6	5
Jimenez, Miguel Angel	Spain	4	71	37	34	5	5	3	4	4	4	3	3	3	5	3	4	5	4	5	4	4	3
Johnson, Zach	USA	1	77	40	37	4	4	4	5	5	4	4	3	4	3	3	4	4	5	4	4	9	4
Johnson, Zach	USA	2	70	37	33	3	4	3	4	4	4	4	3	4	4	4	4	5	4	4	5	4	3
Kelly, Jerry	USA	1	74	36	38	4	4	4	7	4	4	3	4	4	2	3	4	5	5	4	5	4	4
Kelly, Jerry	USA	2	73	36	37	5	4	3	5	6	4	4	3	3	3	4	4	4	4	4	4	6	3
Khan, Simon	England	1	69	33	36	4	4	4	5	4	4	4	3	4	3	4	4	3	4	4	4	4	3
Khan, Simon	England	2	70	36	34	4	4	4	4	4	4	4	3	4	4	3	5	4	4	4	4	4	4
Khan, Simon	England	3	78	40	38	4	5	4	3	6	5	4	2	5	4	6	3	6	5	4	4	4	4
Khan, Simon	England	4	70	39	31	4	4	3	4	4	3	3	2	4	4	4	5	4	4	5	4	4	5
Lafeber, Maarten	Netherlands	1	73	36	37	3	4	4	5	5	4	4	3	4	5	3	4	4	4	4	4	4	3
Lafeber, Maarten	Netherlands	2	70	35	35	4	5	4	4	5	3	4	3	3	3	4	4	4	4	4	4	4	4
Lafeber, Maarten	Netherlands	3	67	36	31	4	4	3	4	4	4	3	2	3	4	3	4	4	4	4	4	5	4
Lafeber, Maarten	Netherlands	4	77	38	39	4	5	5	5	5	4	4	3	4	4	3	5	4	6	4	5	3	4
Langer, Bernhard	Germany	1	71	37	34	4	3	4	4	5	3	4	3	4	4	4	5	5	5	3	3	5	3
Langer, Bernhard	Germany	2	69	35	34	4	4	4	5	4	3	4	3	3	3	2	4	5	5	5	4	4	3
Langer, Bernhard	Germany	3	70	34	36	5	5	4	3	5	3	4	3	4	4	3	4	4	4	3	4	4	4
Langer, Bernhard	Germany	4	71	38	33	4	4	4	4	3	4	4	3	3	5	3	4	4	4	6	4	5	3
Lawrie, Paul	Scotland	1	72	36	36	3	4	4	4	6	5	3	4	3	4	3	3	4	5	4	4	6	3
Lawrie, Paul	Scotland	2	71	37	34	4	4	4	4	4	4	4	3	3	4	3	4	4	5	5	4	5	3
Lawrie, Paul	Scotland	3	75	39	36	4	4	4	4	5	4	4	3	4	3	4	4	6	4	4	4	6	4
Lawrie, Paul	Scotland	4	70	34	36	4	5	4	5	4	4	4	3	3	4	3	3	4	5	4	4	4	3
Lawrie, Peter	Republic of Ireland	1	74	38	36	4	4	4	4	4	4	4	4	4	3	4	4	6	4	4	4	5	4
Lawrie, Peter	Republic of Ireland	2	78	39	39	4	5	4	4	5	5	4	3	5	4	4	4	5	4	5	4	5	3
Lehman, Tom	USA	1	75	36	39	4	4	4	4	4	6	4	4	5	4	3	5	4	5	4	4	4	3
Lehman, Tom	USA	2	69	34	35	4	4	3	4	4	4	5	3	4	4	3	4	4	5	4	4	4	2
Lehman, Tom	USA	3	70	36	34	3	4	3	5	4	4	3	4	4	3	3	4	5	4	4	5	4	4
Lehman, Tom	USA	4	70	35	35	4	4	4	3	5	4	3	3	5	3	4	5	4	4	3	5	4	3
Leonard, Justin	USA	1	73	35	38	4	5	4	5	5	5	4	3	3	4	3	4	4	4	4	4	4	4
Leonard, Justin	USA	2	71	34	37	5	5	4	5	3	4	4	3	4	3	3	4	4	5	4	4	4	3
Leonard, Justin	USA	3	75	37	38	4	4	4	4	5	4	4	3	6	4	3	3	5	7	4	3	5	3
Leonard, Justin	USA	4	69	34	35	4	4	4	4	5	5	3	3	4	3	3	4	4	4	4	4	4	4
Levet, Thomas	France	1	69	33	36	4	3	4	4	4	4	5	3	5	3	3	4	4	3	3	4	5	4
Levet, Thomas	France	2	71	38	33	3	4	4	4	3	4	4	4	3	4	3	4	4	6	4	5	4	4
Levet, Thomas	France	3	75	37	38	4	4	5	6	6	4	3	3	4	3	4	4	4	5	5	4	4	4
Levet, Thomas	France	4	71	36	35	4	4	4	5	4	4	3	3	4	4	3	4	5	4	4	5	4	3
Lonard, Peter	Australia	1	68	34	34	4	3	3	6	5	4	3	3	3	3	5	6	3	3	4	4	3	3
Lonard, Peter	Australia	2	70	36	34	4	4	3	4	5	3	5	3	3	4	5	4	4	5	3	3	5	3
Lonard, Peter	Australia	3	77	37	40	4	3	4	4	6	6	5	3	5	4	3	4	5	5	4	4	5	3
Lonard, Peter	Australia	4	75	38	37	5	5	3	4	4	4	4	3	5	4	3	4	5	5	4	6	4	3
Love III, Davis	USA	1	75	38	37	3	4	4	5	5	4	4	4	4	5	4	4	6	5	4	3	4	3
Love III, Davis	USA	2	74	37	37	3	4	4	5	4	5	4	3	5	4	3	4	4	7	4	4	4	3
Lyle, Sandy	Scotland	1	74	38	36	4	4	4	4	4	4	4	4	4	4	3	4	4	5	4	4	7	3
Lyle, Sandy	Scotland	2	67	35	32	3	4	3	4	4	5	4	2	3	4	3	3	4	5	4	4	4	4
Lyle, Sandy	Scotland	3	69	34	35	4	4	4	4	5	4	4	3	3	4	3	3	5	4	5	3	4	3
Lyle, Sandy	Scotland	4	75	38	37	5	4	4	4	4	5	3	3	5	5	3	4	5	5	5	4	4	3
Mamat, Mardan	Singapore	1	75	38	37	4	4	4	4	4	4	5	3	5	3	3	4	5	4	5	4	6	4
Mamat, Mardan	Singapore	2	72																				



Par for each hole is indicated in brackets

Table with columns: NAME, COUNTRY, ROUND, TOTAL, OUT, IN, 1(4), 2(4), 3(4), 4(4), 5(5), 6(4), 7(4), 8(3), 9(4), 10(4), 11(3), 12(4), 13(4), 14(5), 15(4), 16(4), 17(4), 18(4). Rows list players like McGuigan, Douglas, Mickelson, Phil, etc.



Player Scores at St Andrews 2005

Par for each hole is indicated in brackets

NAME	COUNTRY	ROUND	TOTAL	OUT	IN	1(4)	2(4)	3(4)	4(4)	5(5)	6(4)	7(4)	8(3)	9(4)	10(4)	11(3)	12(4)	13(4)	14(5)	15(4)	16(4)	17(4)	18(4)
Sabbatini, Rory	South Africa	1	72	37	35	4	5	4	5	4	4	4	2	3	4	4	4	4	6	4	4	4	3
Sabbatini, Rory	South Africa	2	79	40	39	4	4	4	5	6	5	4	3	4	4	3	4	5	5	4	6	5	4
Saltman, Lloyd (A)	Scotland	1	73	38	35	4	4	4	4	4	4	3	4	4	4	3	3	5	4	4	5	6	4
Saltman, Lloyd (A)	Scotland	2	71	36	35	3	4	3	6	5	4	5	2	3	3	2	4	4	4	5	5	5	4
Saltman, Lloyd (A)	Scotland	3	68	34	34	4	4	4	4	4	4	4	3	3	4	2	4	3	6	4	3	4	4
Saltman, Lloyd (A)	Scotland	4	71	36	35	4	4	3	5	5	4	3	3	4	4	3	3	5	5	4	4	5	3
Schauman, Wilhelm	Sweden	1	81	43	38	4	5	4	4	6	5	3	3	4	4	5	6	5	5	4	6	5	3
Schauman, Wilhelm	Sweden	2	71	36	35	3	4	5	4	4	4	4	4	3	4	3	3	5	4	4	4	5	4
Schuster, Tino	Germany	1	68	35	33	4	4	3	4	4	3	4	3	4	3	4	4	4	4	4	4	4	4
Schuster, Tino	Germany	2	74	42	32	4	4	4	4	4	3	4	3	2	4	4	5	6	4	4	6	4	4
Schuster, Tino	Germany	3	74	37	37	4	4	6	4	5	3	4	3	4	4	3	4	4	4	4	5	5	4
Schuster, Tino	Germany	4	73	38	35	4	4	4	5	4	4	3	3	4	4	3	6	4	5	3	4	5	4
Schwartzel, Charl	South Africa	1	76	41	35	4	5	3	4	5	3	4	3	4	4	3	4	4	7	5	5	5	4
Schwartzel, Charl	South Africa	2	72	38	34	4	4	4	5	4	4	2	3	4	3	4	4	5	5	4	5	5	4
Scott, Adam	Australia	1	70	35	35	3	4	4	4	5	4	3	4	4	3	4	4	4	3	4	5	4	4
Scott, Adam	Australia	2	71	35	36	4	4	4	4	5	3	4	3	5	4	2	3	4	5	4	5	4	4
Scott, Adam	Australia	3	70	36	34	4	4	4	3	5	4	4	3	3	4	3	4	5	4	4	4	5	3
Scott, Adam	Australia	4	75	37	38	4	5	4	5	4	6	4	3	3	4	3	3	4	5	4	4	5	5
Singh, Vijay	Fiji	1	69	35	34	4	4	4	4	4	4	4	3	3	4	3	4	5	3	4	5	4	3
Singh, Vijay	Fiji	2	69	35	34	3	4	4	4	5	4	4	3	3	4	3	4	4	4	4	4	4	4
Singh, Vijay	Fiji	3	71	35	36	5	4	5	4	4	3	3	4	4	4	3	3	5	4	4	4	5	3
Singh, Vijay	Fiji	4	72	37	35	3	4	4	4	5	4	5	2	4	4	3	3	5	5	5	4	5	3
Sjoland, Patrik	Sweden	1	74	36	38	3	4	4	4	6	4	4	4	5	3	2	4	5	5	4	4	4	5
Sjoland, Patrik	Sweden	2	71	37	34	3	4	3	4	5	3	4	3	5	4	3	4	5	6	4	4	4	3
Sjoland, Patrik	Sweden	3	76	38	38	4	7	4	4	5	4	3	3	4	4	3	5	5	5	5	4	4	3
Sjoland, Patrik	Sweden	4	71	36	35	4	4	3	4	5	4	4	3	4	4	3	4	4	5	4	4	3	5
Smail, David	New Zealand	1	73	38	35	3	4	4	5	5	4	4	3	3	4	3	5	4	6	4	4	4	4
Smail, David	New Zealand	2	72	36	36	4	4	4	4	4	5	4	3	4	4	3	3	5	6	4	4	4	3
Smail, David	New Zealand	3	69	36	33	4	5	3	4	4	3	3	3	4	5	3	4	4	5	4	4	4	3
Smail, David	New Zealand	4	77	39	38	5	4	4	4	5	4	5	3	4	3	5	5	5	4	4	4	5	4
Srirot, Thammanoon	Thailand	1	84	41	43	4	5	4	6	7	5	4	3	5	5	4	4	4	4	5	4	7	4
Srirot, Thammanoon	Thailand	2	77	37	40	3	4	4	7	5	4	6	3	4	4	3	4	5	5	4	5	4	3
Steele, Robert (A)	England	1	78	40	38	4	5	3	5	5	5	4	3	4	4	4	4	6	7	4	4	3	4
Steele, Robert (A)	England	2	75	37	38	4	6	4	4	4	4	4	3	5	4	3	4	4	5	4	4	5	4
Stenson, Henrik	Sweden	1	74	37	37	4	3	4	4	6	5	4	3	4	5	3	4	5	5	4	4	5	2
Stenson, Henrik	Sweden	2	67	33	34	4	3	4	5	4	4	3	3	4	4	2	4	4	4	3	5	4	3
Stenson, Henrik	Sweden	3	73	37	36	4	6	4	4	4	4	3	3	4	4	2	5	5	4	4	5	5	3
Stenson, Henrik	Sweden	4	72	35	37	3	4	4	4	5	5	4	4	4	4	3	4	5	4	3	4	5	3
Storm, Graeme	England	1	75	36	39	6	4	4	4	5	5	4	3	4	4	2	5	4	6	4	4	4	3
Storm, Graeme	England	2	70	36	34	4	4	4	4	4	4	4	3	3	3	6	4	4	4	4	4	4	3
Storm, Graeme	England	3	80	43	37	4	4	4	5	6	4	4	3	3	4	4	5	5	4	5	8	3	3
Storm, Graeme	England	4	71	35	36	4	6	3	5	4	4	4	3	3	3	4	4	4	4	4	4	5	4
Takayama, Tadahiro	Japan	1	72	39	33	4	3	3	4	5	4	4	3	3	5	4	5	5	3	4	4	4	4
Takayama, Tadahiro	Japan	2	72	35	37	4	5	3	5	5	4	3	5	3	3	3	4	4	5	4	4	4	4
Takayama, Tadahiro	Japan	3	70	38	32	5	3	3	3	4	4	3	4	3	4	3	5	4	5	4	5	5	3
Takayama, Tadahiro	Japan	4	70	36	34	4	3	4	4	5	4	4	3	3	4	3	5	5	4	4	5	3	3
Taniguchi, Toru	Japan	1	75	38	37	4	4	4	4	5	4	5	3	4	4	3	4	6	5	4	4	5	3
Taniguchi, Toru	Japan	2	78	40	38	4	4	4	3	7	4	5	3	4	4	2	3	6	6	4	5	7	3
Toms, David	USA	1	74	40	34	4	4	3	4	4	4	4	4	3	3	4	4	6	4	5	4	6	4
Tway, Bob	USA	1	69	32	37	5	4	4	4	4	4	5	3	4	3	2	3	4	5	4	4	4	3
Tway, Bob	USA	2	71	36	35	3	4	4	4	5	4	4	3	4	3	4	3	5	5	3	5	4	4
Tway, Bob	USA	3	72	36	36	4	4	4	4	5	4	4	3	4	4	3	4	5	4	4	4	4	4
Tway, Bob	USA	4	75	37	38	4	5	4	4	6	4	4	3	4	4	3	4	5	5	4	4	5	3
Urquhart, Murray	Scotland	1	73	36	37	4	4	5	4	5	3	4	4	4	4	4	4	4	4	4	5	4	3
Urquhart, Murray	Scotland	2	78	39	39	5	4	4	5	6	5	4	3	3	5	3	3	4	5	4	6	5	4
Van de Velde, Jean	France	1	77	39	38	4	5	4	5	5	5	3	3	4	4	3	5	5	4	4	4	6	4
Van de Velde, Jean	France	2	73	36	37	4	4	4	4	5	5	4	3	4	4	3	4	4	4	4	4	5	4
Van Pelt, Bo	USA	1	72	35	37	4	4	4	4	5	5	4	3	4	5	3	4	4	4	4	4	4	3
Van Pelt, Bo	USA	2	67	34	33	4	4	4	4	4	4	2	3	3	3	5	4	4	3	4	4	4	4
Van Pelt, Bo	USA	3	73	35	38	4	4	3	5	6	5	4	3	4	4	3	4	5	4	4	4	3	4
Van Pelt, Bo	USA	4	76	36	40	4	3	6	5	4	5	5	3	5	4	3	5	3	4	5	5	5	2
Verplank, Scott	USA	1	68	34	34	3	6	3	4	4	4	3	3	4	3	4	5	4	4	4	3	3	3
Verplank, Scott	USA	2	70	35	35	4	3	7	3	4	4	2	4	3	3	4	4	4	4	4	5	5	3
Verplank, Scott	USA	3	72	36	36	3	4	4	5	4	4	4	3	5	4	3	3	5	5	5	4	4	3
Verplank, Scott	USA	4	74	39	35	4	4	4	4	4	4	4	4	3	5	3	4	6	4	4	5	4	4
Wade, John	Australia	1	76	36	40	5	4	4	5	7	5	4	3	3	4	3	4	5	4	4	4	5	3
Wade, John	Australia	2	82	41	41	4	5	4	5	6	5	6	3	3	4	5	3	5	5	5	5	5	4
Waldorf, Duffy	USA	1	74	38	36	6	4	4	4	4	4	4	2	4	4	2	5	4	4	4	4	7	4
Waldorf, Duffy	USA	2	68	34	34	3	4	4	4	4	4	3	4	4	4	4	3	4	4	3	4	4	4
Waldorf, Duffy	USA	3	81	42	39	4	4	4	4	6	6	4	3	4	4	4	5	7	5	5	4	4	3
Waldorf, Duffy	USA	4	68	34	34	4	4	4	4	4	4	4	3	3	3	3	4	4	5	4	4	4	3
Walters, Euan	Australia	1	72	36	36	4	5	4	5	4	4	4	3	3	4	3	4	5	4	4	4	4	3
Walters, Euan	Australia	2	74	38	36	4	5	4	5	4	3	4	4	3	4	3	4	6	5	3	4	5	5
Watson, Tom	USA	1	75	39	36	3	5	4	4	5	4	4	3	4	4	3	5	5	4	4	5	4	4
Watson, Tom	USA	2	70	34	36	4	5	4	5	5	4	3	3	3	4	3	4	4	4	4	3	4	4
Watson, Tom	USA	3	70	36	34	4	4	3	4	4	5	3	3	4	4	6	4	4	3	3	5	5	3
Watson, Tom	USA	4	72	36	36	6	4	4	4	4	3	4	3	4	4	3	5	4	4	4	4	5	3

Player Scores at St Andrews 2000



Par for each hole is indicated in brackets

NAME	COUNTRY	ROUND	TOTAL	OUT	IN	1(4)	2(4)	3(4)	4(4)	5(5)	6(4)	7(4)	8(3)	9(4)	10(4)	11(3)	12(4)	13(4)	14(5)	15(4)	16(4)	17(4)	18(4)
Affleck, Paul	Wales	1	76	38	38	4	6	4	5	4	4	4	4	3	4	3	4	5	5	5	4	4	4
Affleck, Paul	Wales	2	81	42	39	5	4	4	4	6	5	4	3	4	4	3	5	5	6	5	5	5	4
Alexandre, Lionel	France	1	75	41	34	4	4	3	4	5	4	4	3	3	4	4	5	4	5	4	6	5	4
Alexandre, Lionel	France	2	68	35	33	4	4	4	3	4	4	2	4	6	2	3	4	4	4	4	4	4	4
Alexandre, Lionel	France	3	76	42	34	4	4	4	4	4	4	4	3	3	4	3	4	5	6	4	5	7	4
Alexandre, Lionel	France	4	76	38	38	4	3	4	4	5	3	7	3	5	4	4	4	4	4	4	4	6	4
Allenby, Robert	Australia	1	72	37	35	4	4	4	4	4	4	3	4	4	3	4	4	4	4	4	5	5	4
Allenby, Robert	Australia	2	71	35	36	4	5	4	4	5	4	4	3	3	4	3	3	5	4	4	4	5	3
Allenby, Robert	Australia	3	72	34	38	4	5	4	4	5	4	4	4	3	3	3	5	4	4	4	4	4	4
Allenby, Robert	Australia	4	71	33	38	4	4	4	4	5	5	5	3	4	4	2	3	4	5	3	4	4	4
Appleby, Stuart	Australia	1	73	38	35	4	4	3	5	4	4	3	4	4	3	5	3	5	5	5	5	4	4
Appleby, Stuart	Australia	2	70	35	35	3	4	4	3	5	5	4	4	3	3	3	3	4	5	4	4	5	4
Appleby, Stuart	Australia	3	68	35	33	4	3	3	4	5	4	4	2	4	3	3	4	4	4	4	4	5	4
Appleby, Stuart	Australia	4	70	37	33	4	3	4	4	5	3	3	2	5	4	3	5	4	5	4	5	4	4
Azinger, Paul	USA	1	69	35	34	4	4	3	4	5	4	4	3	3	4	2	3	4	4	4	4	6	4
Azinger, Paul	USA	2	72	39	33	3	4	4	4	5	4	3	3	3	5	3	4	4	5	5	4	5	4
Azinger, Paul	USA	3	72	35	37	4	4	4	4	5	3	4	4	4	4	3	4	3	5	4	5	4	3
Azinger, Paul	USA	4	67	37	30	3	4	3	3	4	3	3	3	4	4	3	5	3	6	4	4	4	4
Ballesteros, Seve	Spain	1	78	41	37	4	4	4	4	5	4	5	3	4	4	3	5	4	5	5	4	5	6
Ballesteros, Seve	Spain	2	69	34	35	4	5	4	4	5	3	3	3	4	3	3	3	4	5	4	4	4	4
Begay III, Notah	USA	1	69	38	31	3	4	4	4	4	3	2	4	4	4	2	4	4	4	4	4	7	5
Begay III, Notah	USA	2	73	37	36	4	4	4	4	4	4	4	4	4	4	3	5	4	4	5	4	4	4
Begay III, Notah	USA	3	69	36	33	3	4	4	4	5	3	4	3	4	5	3	4	4	4	4	4	4	4
Begay III, Notah	USA	4	71	37	34	4	4	4	4	4	4	3	2	5	4	3	4	4	5	5	4	4	4
Bickerton, John	England	1	75	35	40	6	5	4	5	5	4	4	3	4	4	3	4	4	4	4	4	4	4
Bickerton, John	England	2	72	37	35	4	4	4	4	5	3	4	3	4	4	3	4	5	5	4	3	6	3
Bjorn, Thomas	Denmark	1	69	35	34	4	3	4	4	4	4	3	4	4	4	2	6	3	5	3	4	4	4
Bjorn, Thomas	Denmark	2	69	35	34	4	4	4	4	3	4	4	3	4	4	3	4	4	4	4	4	5	4
Bjorn, Thomas	Denmark	3	68	34	34	3	4	4	4	4	4	3	3	5	4	3	3	4	4	4	4	5	3
Bjorn, Thomas	Denmark	4	71	37	34	3	4	4	5	6	3	4	2	3	4	3	4	5	5	4	4	4	4
Botes, Desvonde	South Africa	1	71	34	37	4	5	4	5	5	4	3	4	3	2	3	4	4	4	4	4	6	4
Botes, Desvonde	South Africa	2	70	37	33	4	4	4	3	4	3	4	3	4	4	3	3	4	5	4	4	6	4
Botes, Desvonde	South Africa	3	76	39	37	4	4	4	4	5	5	4	3	4	4	3	7	4	4	4	4	6	4
Botes, Desvonde	South Africa	4	74	38	36	4	4	4	5	4	4	4	3	4	3	3	3	4	5	4	4	7	5
Brand Jr, Gordon	Scotland	1	69	35	34	4	5	3	4	4	3	4	3	4	3	4	3	4	5	4	3	5	4
Brand Jr, Gordon	Scotland	2	72	38	34	4	4	4	4	4	3	4	3	4	3	3	4	6	5	4	4	5	4
Brand Jr, Gordon	Scotland	3	80	44	36	3	4	5	5	5	4	3	3	4	4	4	4	5	7	6	5	6	3
Brand Jr, Gordon	Scotland	4	71	37	34	4	4	4	4	5	3	4	3	3	4	4	4	5	5	3	4	4	4
Brooks, Mark	USA	1	74	37	37	4	4	4	4	5	5	4	3	4	4	4	4	5	4	4	4	4	4
Brooks, Mark	USA	2	73	36	37	4	4	4	4	4	6	3	4	3	3	4	6	5	4	4	3	4	4
Cabrera, Angel	Argentina	1	74	37	37	4	5	4	4	4	5	3	4	3	4	4	4	4	5	4	4	5	4
Cabrera, Angel	Argentina	2	72	36	36	4	4	4	4	5	4	3	4	4	3	5	4	5	4	4	4	3	4
Calcavecchia, Mark	USA	1	73	38	35	4	5	4	3	4	4	4	3	4	3	3	5	4	4	4	4	7	4
Calcavecchia, Mark	USA	2	70	35	35	4	5	4	3	6	3	4	3	3	5	3	3	4	5	4	4	3	4
Calcavecchia, Mark	USA	3	71	37	34	3	4	3	4	5	4	4	3	4	3	3	4	5	7	5	3	3	4
Calcavecchia, Mark	USA	4	69	33	36	4	4	5	5	4	3	4	3	4	4	3	3	4	5	4	3	4	3
Campbell, Michael	New Zealand	1	72	36	36	4	4	4	5	5	4	3	4	3	5	2	4	4	6	3	4	4	4
Campbell, Michael	New Zealand	2	73	36	37	4	6	3	4	5	4	4	3	4	3	3	4	5	5	4	4	4	4
Carriles, Jose Manuel	Spain	1	77	42	35	4	4	4	4	4	4	3	4	5	3	4	4	5	7	4	6	4	4
Carriles, Jose Manuel	Spain	2	72	35	37	4	4	4	5	4	5	3	3	3	3	4	3	6	3	4	5	4	4
Carter, Jim	USA	1	72	37	35	4	5	5	4	4	3	4	3	3	3	4	5	4	5	4	4	4	4
Carter, Jim	USA	2	73	39	34	3	3	4	5	5	3	4	3	4	4	2	5	4	4	5	7	4	4
Cejka, Alex	Germany	1	78	42	36	4	4	4	4	5	4	4	3	4	5	4	4	6	5	4	5	4	4
Cejka, Alex	Germany	2	70	36	34	4	5	4	4	4	3	4	3	4	2	4	3	5	4	5	5	4	4
Chapman, Roger	England	1	75	37	38	4	4	4	4	6	4	6	3	3	3	2	3	4	7	5	4	5	4
Chapman, Roger	England	2	73	36	37	4	5	5	4	4	4	4	3	4	4	3	4	4	5	3	5	4	4
Charles, Bob	New Zealand	1	72	38	34	4	4	4	4	5	3	4	2	4	4	3	5	4	5	5	4	4	4
Charles, Bob	New Zealand	2	75	37	38	4	5	5	4	5	4	3	4	4	4	3	4	5	4	4	4	4	5
Cink, Stewart	USA	1	69	37	32	3	4	4	4	4	3	3	4	4	3	3	4	6	4	4	6	3	3
Cink, Stewart	USA	2	73	37	36	4	5	3	3	5	4	5	3	4	5	4	3	4	5	4	4	4	4
Cink, Stewart	USA	3	76	39	37	3	4	4	4	6	5	4	3	4	3	2	4	5	6	5	5	5	4
Cink, Stewart	USA	4	69	37	32	3	3	3	4	4	4	4	3	4	4	3	4	5	4	3	5	4	5
Clarke, Darren	Northern Ireland	1	70	34	36	4	4	5	4	5	4	4	2	4	4	2	3	4	5	4	4	4	4
Clarke, Darren	Northern Ireland	2	69	33	36	4	4	5	4	5	4	4	3	3	2	4	4	4	3	4	5	4	4
Clarke, Darren	Northern Ireland	3	68	35	33	4	3	4	4	4	4	3	4	5	3	3	3	4	5	3	4	4	3
Clarke, Darren	Northern Ireland	4	73	37	36	3	4	3	5	5	4	4	4	4	4	3	3	4	6	4	4	5	4
Coceres, Jose	Argentina	1	74	36	38	3	6	4	6	4	4	3	4	4	3	4	3	5	4	5	4	4	4
Coceres, Jose	Argentina	2	66	33	33	3	4	3	4	5	3	4	3	4	3	3	3	3	5	3	4	4	5
Coceres, Jose	Argentina	3	69	36	33	4	4	3	4	4	3	4	3	4	4	4	4	5	4	4	4	3	3
Coceres, Jose	Argentina	4	77	40	37	4	4	4	4	5	5	4	3	4	6	4	4	4	5	4	5	4	4
Coltart, Andrew	Scotland	1	70	37	33	4	4	4	4	4	3	3	4	5	3	4	3	5	5	4	4	4	4
Coltart, Andrew	Scotland	2	72	36	36	4	4	4	4	5	4	4	3	4	3	3	4	5	4	5	4	5	4
Coltart, Andrew	Scotland	3	73	35	38	4	4	5	5	4	5	4	3	4	4	3	3	4	5	4	4	4	4
Coltart, Andrew	Scotland	4	74	37	37	4	4	4	5	5	4	4	3	4	3	3	5	4	5	4	4	5	4
Couples, Fred	USA	1	70	34	36	4	5	5	4	4	4	3	3	4	3	4	3	5	4	4	4	3	3
Couples, Fred	USA	2	68	36	32	4	3	4	3	5	4	3	2	4	4	3	4	4	3	6	4	4	4
Couples, Fred	USA	3	72	37	35	4	4	4	4	4	4	4	4	3	4	3	5	4	4	4	4	5	4
Couples, Fred	USA	4																					



Player Scores at St Andrews 2000

Par for each hole is indicated in brackets

NAME	COUNTRY	ROUND	TOTAL	OUT	IN	1(4)	2(4)	3(4)	4(4)	5(5)	6(4)	7(4)	8(3)	9(4)	10(4)	11(3)	12(4)	13(4)	14(5)	15(4)	16(4)	17(4)	18(4)
Nicklaus, Jack	USA	1	77	40	37	6	3	5	4	4	4	4	3	4	5	4	5	4	6	3	4	4	5
Nicklaus, Jack	USA	2	73	39	34	3	4	4	4	4	3	4	4	4	4	3	5	4	6	4	4	5	4
O'Connor Jr, Christy	Republic of Ireland	1	69	36	33	4	4	4	4	4	3	4	2	4	4	3	4	3	5	4	4	5	4
O'Connor Jr, Christy	Republic of Ireland	2	75	37	38	4	5	4	5	5	4	3	4	3	3	4	4	5	5	4	5	5	4
O'Connor Jr, Christy	Republic of Ireland	3	72	38	34	3	4	4	4	4	4	5	3	3	4	3	4	4	5	4	4	6	4
O'Connor Jr, Christy	Republic of Ireland	4	74	39	35	4	4	4	4	4	5	4	3	3	3	4	4	6	5	5	4	4	4
O'Hern, Nick	Australia	1	69	36	33	4	3	3	4	4	4	3	4	3	4	4	4	5	4	3	4	5	4
O'Hern, Nick	Australia	2	74	39	35	4	4	3	5	5	3	4	3	4	4	3	4	5	5	4	5	5	4
O'Hern, Nick	Australia	3	70	37	33	4	3	4	4	4	3	4	3	4	3	4	4	6	5	4	4	4	3
O'Hern, Nick	Australia	4	74	38	36	4	4	4	4	4	4	4	4	4	4	3	4	4	6	4	4	5	4
O'Meara, Mark	USA	1	70	37	33	4	3	4	4	4	4	3	3	3	3	3	3	4	6	5	4	5	4
O'Meara, Mark	USA	2	73	36	37	3	5	4	4	5	4	5	3	4	3	3	5	4	4	5	4	4	4
O'Meara, Mark	USA	3	69	36	33	3	4	3	4	4	5	3	3	4	4	4	3	4	5	4	4	5	3
O'Meara, Mark	USA	4	71	35	36	4	5	4	4	4	4	3	4	4	3	3	4	4	4	4	4	4	5
Olazabal, Jose Maria	Spain	1	72	37	35	4	4	4	4	4	5	4	3	3	4	3	4	4	5	3	5	5	4
Olazabal, Jose Maria	Spain	2	70	36	34	4	4	4	4	4	4	3	3	4	3	3	5	5	4	3	5	5	4
Olazabal, Jose Maria	Spain	3	71	38	33	4	4	4	4	4	3	4	3	3	4	3	5	5	5	4	5	4	4
Olazabal, Jose Maria	Spain	4	71	37	34	4	4	4	3	4	5	4	3	3	4	3	4	5	4	4	4	5	4
Oldcorn, Andrew	Scotland	1	71	35	36	4	3	4	4	5	5	4	3	4	4	3	4	3	5	4	4	5	3
Oldcorn, Andrew	Scotland	2	76	37	39	4	5	4	4	6	4	4	4	4	3	3	4	4	5	4	5	5	4
Orr, Gary	Scotland	1	72	37	35	5	4	3	5	3	4	3	4	3	3	4	4	5	5	4	5	4	4
Orr, Gary	Scotland	2	71	37	34	4	3	4	4	4	4	4	3	4	4	3	3	4	5	4	5	5	4
Orr, Gary	Scotland	3	72	38	34	4	4	5	3	4	4	4	3	3	3	3	4	5	5	4	7	4	4
Orr, Gary	Scotland	4	72	36	36	4	4	4	4	5	4	4	3	4	4	3	3	4	5	4	4	5	4
Owen, Greg	England	1	70	36	34	5	4	4	4	4	4	3	2	4	4	3	3	4	5	4	4	5	4
Owen, Greg	England	2	74	37	37	4	4	4	4	5	5	4	3	4	4	3	4	5	4	5	4	4	4
Owen, Greg	England	3	72	35	37	4	5	4	4	6	4	3	3	4	4	3	4	4	4	3	4	5	4
Owen, Greg	England	4	73	39	34	4	4	4	4	5	3	3	3	4	4	3	4	6	5	5	4	4	4
Ozaki, Naomichi	Japan	1	79	39	40	5	4	4	5	5	4	4	3	6	4	3	5	4	5	4	4	6	4
Ozaki, Naomichi	Japan	2	70	37	33	4	4	3	3	5	3	4	3	4	3	3	3	4	5	3	7	4	5
Parnevik, Jesper	Sweden	1	73	38	35	4	4	3	5	4	4	4	3	4	4	3	4	5	6	4	4	4	4
Parnevik, Jesper	Sweden	2	69	36	33	4	4	4	4	4	3	4	3	3	4	4	3	4	5	4	4	4	4
Parnevik, Jesper	Sweden	3	72	38	34	4	3	4	4	4	4	3	4	4	4	3	4	5	5	5	5	5	4
Parnevik, Jesper	Sweden	4	72	38	34	3	4	3	4	4	5	4	3	4	4	3	4	4	5	4	4	5	5
Parry, Craig	Australia	1	72	37	35	4	4	3	5	4	5	4	3	3	4	3	3	4	6	4	5	5	3
Parry, Craig	Australia	2	72	33	39	4	4	4	5	5	5	4	3	5	3	2	4	4	4	4	4	5	3
Parry, Craig	Australia	3	71	36	35	4	4	4	4	3	4	4	4	4	3	4	4	4	4	4	4	5	4
Parry, Craig	Australia	4	71	37	34	4	4	4	4	4	4	3	4	3	5	3	4	4	4	4	5	5	4
Parsons, Lucas	Australia	1	70	37	33	4	4	3	4	4	3	3	4	4	5	3	4	4	5	4	4	4	4
Parsons, Lucas	Australia	2	72	37	35	3	4	3	4	5	4	4	4	4	4	3	5	4	5	4	4	3	5
Parsons, Lucas	Australia	3	71	37	34	4	5	4	3	4	4	3	4	4	4	3	4	4	4	4	4	6	4
Parsons, Lucas	Australia	4	74	37	37	4	4	4	6	4	5	3	4	4	4	3	6	4	3	5	4	4	4
Pate, Steve	USA	1	73	36	37	5	4	4	4	5	4	4	3	4	4	2	3	4	5	4	4	6	4
Pate, Steve	USA	2	70	36	34	3	4	4	5	4	4	3	3	4	2	4	5	5	5	3	4	4	4
Pate, Steve	USA	3	71	37	34	4	4	3	4	4	4	3	4	4	3	3	4	6	5	4	4	4	4
Pate, Steve	USA	4	68	34	34	4	5	3	4	4	4	4	3	3	4	3	4	3	5	4	4	4	3
Paulson, Dennis	USA	1	68	33	35	4	3	3	5	4	4	4	4	4	3	2	4	4	5	4	4	4	3
Paulson, Dennis	USA	2	71	34	37	4	4	4	4	5	4	5	3	4	3	2	3	4	5	4	4	5	4
Paulson, Dennis	USA	3	69	35	34	4	4	4	4	5	4	3	2	4	4	3	3	5	3	4	4	4	4
Paulson, Dennis	USA	4	73	38	35	3	3	4	4	5	4	5	3	4	5	3	4	4	5	4	4	5	4
Pavin, Corey	USA	1	73	40	33	3	4	3	4	5	3	4	3	4	4	3	4	6	5	5	4	6	3
Pavin, Corey	USA	2	75	42	33	3	3	4	4	4	4	3	4	5	3	6	4	5	5	5	4	6	4
Perry, Chris	USA	1	74	40	34	3	4	4	4	5	3	4	3	4	4	4	3	4	5	5	5	5	5
Perry, Chris	USA	2	75	37	38	6	5	4	4	4	4	4	3	4	4	3	3	4	6	4	5	4	4
Player, Gary	South Africa	1	77	40	37	5	5	4	4	4	4	4	3	4	4	3	4	5	6	5	4	5	4
Player, Gary	South Africa	2	79	39	40	4	4	5	4	6	5	4	4	4	5	4	4	5	5	4	4	4	4
Poulter, Ian	England	1	74	38	36	5	4	3	4	5	4	4	3	4	4	3	3	5	5	4	5	5	4
Poulter, Ian	England	2	69	35	34	4	3	4	4	5	4	4	3	3	4	3	4	3	4	4	4	5	4
Poulter, Ian	England	3	73	36	37	4	4	4	5	5	4	4	3	4	4	3	5	4	3	4	4	5	4
Poulter, Ian	England	4	75	37	38	5	4	4	4	5	5	4	3	4	4	3	4	4	4	4	5	5	4
Price, Nick	Zimbabwe	1	76	39	37	4	4	4	5	4	5	4	3	4	4	3	4	4	5	6	4	5	4
Price, Nick	Zimbabwe	2	70	36	34	3	3	3	5	4	4	4	3	5	4	3	5	4	4	5	4	4	3
Price, Phillip	Wales	2	71	35	36	4	4	4	4	5	4	4	3	4	5	2	3	5	5	3	5	3	4
Price, Phillip	Wales	1	75	37	38	4	4	4	4	5	4	5	4	4	4	3	4	4	5	5	4	3	5
Randhawa, Jyoti	India	1	73	36	37	4	4	5	3	5	4	3	4	5	3	4	4	4	4	4	3	5	4
Randhawa, Jyoti	India	2	74	37	37	4	4	4	5	5	4	5	3	4	3	4	4	5	4	4	4	4	5
Remesy, Jean-Francois	France	1	69	32	37	6	4	3	5	4	3	4	4	4	3	3	3	3	5	3	4	4	3
Remesy, Jean-Francois	France	2	77	36	41	4	4	4	5	5	5	6	3	5	5	3	3	4	5	4	4	5	3
Roberts, Loren	USA	1	69	34	35	5	4	4	4	4	4	3	3	4	3	3	4	5	4	4	3	4	4
Roberts, Loren	USA	2	68	35	33	3	4	4	3	5	4	3	3	4	4	3	3	4	5	5	4	4	3
Roberts, Loren	USA	3	70	35	35	4	4	3	5	5	4	3	3	4	4	3	5	3	5	4	4	4	3
Roberts, Loren	USA	4	73	38	35	4	4	4	5	4	5	3	3	3	4	3	4	4	5	4	4	5	5
Robertson, Dean	Scotland	1	73	38	35	3	4	4	5	4	4	3	4	4	3	5	4	5	4	5	4	4	4
Robertson, Dean	Scotland	2	70	36	34	4	3	4	4	5	4	4	3	3	3	4	4	5	5	4	4	4	4
Robertson, Dean	Scotland	3	68	36	32	3	4	4	3	5	4	4	2	3	4	3	3	4	5	4	4	5	4
Robertson, Dean	Scotland	4	72	37	35	3	5	4	3	5	4	4	3	4	3	3	4	5	5	4	4	4	4
Romero, Eduardo	Argentina	1	71	36	35	4	4	4	4	3	4	4	3	5	4	3	4	4	6	5	4	3	3
Romero, Eduardo	Argentina	2	68	34																			



Par for each hole is indicated in brackets

NAME	COUNTRY	ROUND	TOTAL	OUT	IN	1(4)	2(4)	3(4)	4(4)	5(5)	6(4)	7(4)	8(3)	9(4)	10(4)	11(3)	12(4)	13(4)	14(5)	15(4)	16(4)	17(4)	18(4)
Senior, Peter	Australia	1	71	39	32	4	4	4	4	4	3	3	3	3	4	4	3	4	6	4	6	5	3
Senior, Peter	Australia	2	71	38	33	3	3	4	4	4	4	4	3	4	4	3	5	4	5	4	4	5	4
Senior, Peter	Australia	3	74	37	37	4	3	4	4	6	4	4	4	4	4	3	5	4	5	4	4	4	4
Senior, Peter	Australia	4	79	41	38	5	4	4	4	5	5	3	3	5	4	4	4	5	5	4	4	7	4
Singh, Vijay	Fiji	1	70	34	36	4	4	5	4	5	5	3	2	4	3	3	3	3	5	4	4	4	5
Singh, Vijay	Fiji	2	70	36	34	4	3	4	4	4	4	4	3	4	4	3	3	4	7	4	4	4	3
Singh, Vijay	Fiji	3	73	36	37	6	3	4	4	5	4	4	3	4	4	5	2	4	4	5	4	5	3
Singh, Vijay	Fiji	4	68	35	33	4	3	4	4	4	4	3	3	4	4	2	4	3	5	4	4	5	4
Sjoland, Patrik	Sweden	1	76	40	36	4	4	3	5	5	4	4	3	4	5	3	4	4	7	4	5	4	4
Sjoland, Patrik	Sweden	2	72	39	33	4	3	3	4	4	4	4	3	4	5	3	4	4	6	4	4	5	4
Sluman, Jeff	USA	1	72	38	34	4	4	4	4	5	4	3	3	3	4	4	3	4	6	4	4	5	4
Sluman, Jeff	USA	2	68	36	32	4	4	3	3	4	4	3	3	4	4	3	3	5	5	3	4	4	5
Sluman, Jeff	USA	3	75	38	37	4	4	4	4	5	4	4	4	4	4	3	4	4	5	5	5	4	4
Sluman, Jeff	USA	4	75	41	34	5	4	4	4	3	4	4	3	3	4	4	5	8	4	4	5	4	4
Spence, Jamie	England	1	74	39	35	3	4	5	4	5	3	4	3	4	4	4	4	4	5	4	5	6	4
Spence, Jamie	England	2	71	33	38	4	4	4	5	6	4	4	3	4	3	3	3	4	6	3	4	3	4
Stricker, Steve	USA	1	73	39	34	4	4	4	3	4	4	4	3	4	4	3	4	4	6	3	4	7	4
Stricker, Steve	USA	2	74	38	36	4	4	3	5	5	4	4	3	4	4	4	3	4	5	4	4	5	5
Sutherland, David	USA	1	75	36	39	5	4	4	4	6	4	5	3	4	4	3	4	4	5	3	4	5	4
Sutherland, David	USA	2	72	37	35	4	4	4	4	5	4	4	3	3	5	3	4	4	5	3	4	5	4
Sutton, Hal	USA	1	75	36	39	5	4	4	5	6	4	5	3	3	4	2	3	4	6	4	4	5	4
Sutton, Hal	USA	2	70	35	35	4	4	3	4	6	4	4	3	3	3	3	3	4	4	4	5	5	4
Tinning, Steen	Denmark	1	76	37	39	5	5	4	5	5	4	4	3	4	4	3	4	4	5	4	4	6	3
Tinning, Steen	Denmark	2	71	35	36	4	4	4	5	4	4	4	3	4	4	2	4	4	5	4	4	4	4
Tomori, Katsuyoshi	Japan	1	73	39	34	4	5	4	4	4	3	4	3	3	4	3	5	5	5	4	4	5	4
Tomori, Katsuyoshi	Japan	2	72	37	35	4	3	4	5	4	4	3	4	3	4	3	4	5	5	3	5	5	3
Toms, David	USA	1	69	35	34	3	3	4	5	5	3	5	3	3	4	3	4	5	4	4	4	4	3
Toms, David	USA	2	67	34	33	4	4	4	4	4	3	3	3	4	2	3	4	5	4	4	4	4	4
Toms, David	USA	3	71	36	35	4	3	4	5	4	4	4	3	4	5	3	3	4	5	4	4	5	3
Toms, David	USA	4	71	39	32	4	4	4	3	6	3	3	2	3	4	4	4	5	6	3	5	5	3
Torrance, Sam	Scotland	1	72	37	35	5	4	5	4	5	3	3	3	3	4	3	3	4	5	4	5	5	4
Torrance, Sam	Scotland	2	75	39	36	4	4	4	4	5	4	4	3	4	4	3	4	4	5	5	5	5	4
Trevino, Lee	USA	1	80	38	42	6	4	5	5	5	4	3	5	3	3	5	5	5	4	4	5	4	4
Trevino, Lee	USA	2	77	42	35	3	5	4	4	5	3	4	3	4	5	3	4	5	5	5	7	4	4
Triplett, Kirk	USA	1	73	37	36	5	5	5	3	4	4	2	4	4	2	4	4	5	4	4	6	4	4
Triplett, Kirk	USA	2	71	37	34	4	4	4	4	4	3	4	3	4	4	2	4	5	6	4	4	4	4
Triplett, Kirk	USA	3	74	41	33	4	5	4	3	4	4	3	3	3	5	4	5	5	4	4	6	5	3
Triplett, Kirk	USA	4	72	38	34	4	3	3	4	5	4	4	3	4	4	3	5	5	4	5	4	5	4
Tryba, Ted	USA	1	73	38	35	4	4	4	5	4	4	3	3	4	4	3	4	5	5	4	4	5	4
Tryba, Ted	USA	2	74	39	35	4	4	4	4	5	3	4	3	4	4	3	4	5	7	4	4	4	4
Tway, Bob	USA	1	73	39	34	3	5	4	4	4	4	3	4	4	4	3	5	5	4	6	4	4	4
Tway, Bob	USA	2	78	44	34	4	3	5	4	4	4	3	3	4	4	4	4	9	5	5	5	5	4
Van de Velde, Jean	France	1	71	36	35	4	4	4	4	4	4	3	4	4	4	3	4	3	5	4	5	4	4
Van de Velde, Jean	France	2	68	35	33	4	4	4	4	4	4	3	3	3	4	3	4	4	4	4	4	5	3
Van de Velde, Jean	France	3	72	35	37	5	4	4	4	4	4	4	4	4	4	3	3	4	5	4	5	4	3
Van de Velde, Jean	France	4	73	38	35	5	4	5	3	4	4	4	3	3	3	5	4	5	4	5	5	5	4
Verplank, Scott	USA	1	72	36	36	4	5	5	5	3	4	3	4	3	3	5	4	4	4	4	5	4	4
Verplank, Scott	USA	2	73	36	37	4	4	4	4	6	4	4	3	4	4	3	3	4	5	4	4	5	4
Watson, Scott	England	1	76	38	38	4	5	5	4	4	4	4	4	4	4	4	4	4	4	4	5	5	4
Watson, Scott	England	2	74	40	34	4	3	5	4	4	4	3	3	4	4	3	6	4	7	4	4	4	4
Watson, Tom	USA	1	73	38	35	5	3	3	4	4	5	3	4	4	4	3	5	4	5	5	4	5	3
Watson, Tom	USA	2	71	37	34	3	5	4	4	4	3	4	3	4	3	4	3	4	5	5	5	5	4
Watson, Tom	USA	3	72	38	34	4	3	4	4	6	3	3	3	4	4	2	3	6	6	4	4	5	4
Watson, Tom	USA	4	73	39	34	4	4	3	4	5	3	4	3	4	4	4	5	3	5	5	4	4	5
Webster, Steve	England	1	74	39	35	4	4	4	3	4	4	4	4	4	5	4	4	6	4	4	4	4	4
Webster, Steve	England	2	73	38	35	4	4	3	4	5	4	4	3	4	4	3	3	4	6	4	4	5	5
Weir, Mike	Canada	1	75	40	35	5	4	4	5	3	3	4	3	4	4	4	6	5	4	4	5	4	4
Weir, Mike	Canada	2	68	34	34	4	4	4	4	4	4	4	3	3	4	2	4	4	5	3	4	4	4
Weir, Mike	Canada	3	70	36	34	3	4	4	5	5	3	4	2	4	4	3	4	4	5	5	4	4	3
Weir, Mike	Canada	4	75	39	36	4	4	4	4	6	4	4	3	3	4	3	4	4	5	5	5	6	4
Westwood, Lee	England	1	70	35	35	4	4	5	4	3	4	4	3	4	4	3	4	4	5	3	4	4	4
Westwood, Lee	England	2	70	34	36	4	4	4	5	6	3	4	3	3	3	5	4	4	5	3	4	4	3
Westwood, Lee	England	3	76	37	39	4	5	4	4	5	5	4	3	5	4	4	4	4	4	4	5	4	4
Westwood, Lee	England	4	75	39	36	4	4	4	5	4	4	4	3	4	5	3	3	5	5	4	5	5	4
Woods, Tiger	USA	1	67	32	35	4	4	4	4	5	4	4	3	3	3	3	3	4	3	4	4	4	4
Woods, Tiger	USA	2	66	34	32	3	4	4	3	4	4	4	3	3	4	3	3	4	4	4	4	4	4
Woods, Tiger	USA	3	67	33	34	4	5	3	4	5	4	4	2	3	4	3	3	3	4	4	4	5	3
Woods, Tiger	USA	4	69	34	35	4	4	4	3	5	4	4	3	4	3	3	3	4	4	4	4	5	4
Woosnam, Ian	Wales	1	72	35	37	4	4	3	4	5	5	4	4	4	2	4	4	4	4	5	4	4	4
Woosnam, Ian	Wales	2	72	38	34	4	4	3	4	5	4	3	3	4	4	3	3	4	5	4	4	7	4
Woosnam, Ian	Wales	3	73	36	37	4	5	3	4	6	4	4	3	4	4	3	4	4	5	4	4	4	4
Woosnam, Ian	Wales	4	75	37	38	4	5	4	6	4	3	5	3	4	4	3	6	3	5	4	4	5	3
Yeh, Wei-Tze	Taiwan	1	77	38	39	5	4	4	3	6	5	5	3	4	5	3	4	4	5	4	4	5	4
Yeh, Wei-Tze	Taiwan	2	70	36	34	4	4	4	5	4	3	3	3	4	4	2	4	4	4	4	5	5	4
Yoneyama, Tsuyoshi	Japan	1	74	39	35	5	4	3	4	6	4	3	3	3	3	4	4	4	5	4	4	7	4
Yoneyama, Tsuyoshi	Japan	2	69	35	34	4	4	4	3	5	4	2	4	3	3	3	4	5	5	4	5	3	3
Yoneyama, Tsuyoshi	Japan	3	70	37	33	3	4	4	4	4	4	4	3	3	3	4	3	4	6	5	4	5	3
Yoneyama, Tsuyoshi	Japan	4	74	35	39	6</																	



Player Scores at St Andrews 1995

Par for each hole is indicated in brackets

NAME	COUNTRY	ROUND	TOTAL	OUT	IN	1(4)	2(4)	3(4)	4(4)	5(5)	6(4)	7(4)	8(3)	9(4)	10(4)	11(3)	12(4)	13(4)	14(5)	15(4)	16(4)	17(4)	18(4)
Allenby, Robert	Australia	1	71	35	36	3	4	4	4	5	4	5	3	4	3	2	4	4	5	4	4	5	4
Allenby, Robert	Australia	2	74	36	38	4	4	4	5	4	5	3	4	4	3	4	4	5	3	4	4	5	4
Allenby, Robert	Australia	3	71	36	35	4	4	3	4	5	4	4	3	4	4	3	4	4	4	4	4	4	5
Allenby, Robert	Australia	4	71	34	37	4	5	4	4	4	5	3	4	4	2	5	4	5	3	4	3	4	4
Andersson, Fredrik	Sweden	1	77	40	37	4	4	4	5	5	4	4	3	4	4	3	4	5	6	4	5	5	4
Andersson, Fredrik	Sweden	2	76	36	40	5	5	4	5	5	5	4	3	4	4	2	3	5	5	4	4	4	5
Andrade, Billy	USA	1	76	40	36	4	4	4	5	4	4	4	3	4	4	4	4	5	5	4	4	5	5
Andrade, Billy	USA	2	76	39	37	4	5	4	5	5	4	4	3	3	4	4	4	4	4	6	4	5	4
Azinger, Paul	USA	1	74	37	37	4	5	4	4	4	5	4	3	4	4	3	4	4	5	4	5	4	4
Azinger, Paul	USA	2	75	36	39	4	6	4	4	5	4	4	3	5	4	3	5	3	4	5	4	3	5
Baker, Peter	England	1	70	37	33	4	3	3	4	4	4	4	3	4	4	3	4	4	4	4	5	5	4
Baker, Peter	England	2	74	38	36	3	5	4	4	5	4	5	3	3	4	4	3	5	5	5	4	5	3
Baker, Peter	England	3	81	40	41	5	4	5	5	7	5	4	3	3	4	3	4	5	4	6	5	5	4
Baker, Peter	England	4	70	34	36	4	4	4	4	5	4	4	3	4	3	4	4	4	4	4	4	4	3
Baker-Finch, Ian	Australia	1	77	38	39	6	5	4	4	5	4	4	3	4	3	3	4	6	4	4	4	6	4
Baker-Finch, Ian	Australia	2	76	38	38	4	5	4	4	5	4	4	4	4	4	3	4	5	4	5	4	5	4
Ballesteros, Seve	Spain	1	75	37	38	4	4	3	5	6	4	4	4	4	4	3	4	5	3	4	5	4	4
Ballesteros, Seve	Spain	2	69	33	36	4	4	3	4	5	3	4	5	4	4	3	3	5	4	4	3	4	3
Ballesteros, Seve	Spain	3	76	37	39	4	5	4	5	5	4	4	4	4	4	3	5	4	4	4	5	4	4
Ballesteros, Seve	Spain	4	71	36	35	4	3	3	5	5	4	4	3	4	4	3	4	3	5	5	5	4	3
Bennett, Warren	England	1	72	35	37	5	5	3	4	5	4	4	3	4	4	3	4	4	5	4	4	4	3
Bennett, Warren	England	2	74	37	37	4	4	4	5	6	4	4	3	3	5	4	3	4	4	4	5	5	3
Bennett, Warren	England	3	73	37	36	4	4	4	4	5	4	4	3	4	5	4	4	3	4	4	5	5	3
Bennett, Warren	England	4	72	35	37	4	4	4	4	5	4	5	3	4	5	3	3	4	4	4	4	4	4
Besanceney, Michel	France	1	73	38	35	4	4	4	4	5	4	3	3	4	4	3	4	5	5	3	5	5	4
Besanceney, Michel	France	2	77	37	40	5	5	4	4	4	5	4	4	5	3	4	4	6	4	4	5	5	3
Bickerton, John	England	1	71	38	33	4	4	3	4	4	5	3	3	3	4	3	4	5	5	4	5	3	3
Bickerton, John	England	2	80	40	40	4	6	4	5	5	4	4	4	4	4	5	4	5	4	3	7	4	4
Bottomley, Steven	England	1	70	35	35	3	4	4	4	5	4	4	3	4	3	3	4	4	5	4	4	4	4
Bottomley, Steven	England	2	72	34	38	4	5	4	4	6	4	4	3	4	4	3	4	4	4	4	4	4	3
Bottomley, Steven	England	3	72	34	38	4	5	4	5	5	4	4	3	4	4	2	4	4	4	4	4	5	3
Bottomley, Steven	England	4	69	35	34	4	4	4	3	4	4	4	4	3	4	3	4	4	5	3	4	5	3
Boxall, Richard	England	1	72	38	34	3	5	3	3	4	4	5	3	4	4	4	3	4	5	5	3	6	4
Boxall, Richard	England	2	81	40	41	4	5	4	5	5	4	5	5	4	4	3	4	4	5	8	4	4	4
Broadhurst, Paul	England	1	73	35	38	4	4	4	4	5	5	4	4	4	3	3	4	4	5	4	4	5	3
Broadhurst, Paul	England	2	72	36	36	4	4	3	5	5	4	4	3	4	4	3	3	6	4	4	4	5	3
Broadhurst, Paul	England	3	76	35	41	5	4	4	5	7	4	4	4	4	4	2	3	4	6	5	3	4	4
Broadhurst, Paul	England	4	73	38	35	3	4	4	4	5	4	4	3	4	4	2	5	6	4	4	5	3	3
Brooks, Mark	USA	1	70	35	35	4	3	4	4	5	4	4	3	4	4	3	4	4	4	4	5	3	3
Brooks, Mark	USA	2	69	35	34	3	4	4	4	4	5	4	3	3	5	2	4	4	4	5	4	3	3
Brooks, Mark	USA	3	73	34	39	4	5	4	4	5	4	3	5	4	4	4	4	4	4	4	3	3	3
Brooks, Mark	USA	4	71	36	35	4	3	4	4	5	4	4	3	4	4	4	4	4	3	6	4	3	3
Bryant, Brad	USA	1	78	38	40	4	5	4	4	7	5	4	3	4	4	3	6	4	4	5	4	5	4
Bryant, Brad	USA	2	74	35	39	5	6	4	4	5	4	4	3	4	4	3	4	4	5	5	4	3	3
Burke, Patrick	USA	1	75	38	37	4	5	4	5	5	4	4	3	3	4	3	5	4	6	4	4	4	4
Burke, Patrick	USA	2	72	35	37	4	4	4	4	6	4	5	3	3	3	4	4	4	4	4	4	4	4
Burke, Patrick	USA	3	78	39	39	4	4	3	5	5	5	6	3	4	4	3	4	6	5	4	4	5	4
Burke, Patrick	USA	4	71	35	36	4	4	5	3	6	4	5	2	3	4	3	4	4	4	4	4	4	4
Burnell, Simon	England	1	72	35	37	4	5	3	4	6	5	4	3	3	4	2	4	4	4	4	4	5	4
Burnell, Simon	England	2	76	40	36	3	4	5	4	5	4	3	5	4	4	4	4	5	4	4	6	4	4
Burnell, Simon	England	3	75	39	36	4	4	4	4	5	4	4	3	4	4	3	4	4	6	5	4	5	4
Burnell, Simon	England	4	77	40	37	4	4	4	4	5	4	5	3	4	4	3	4	4	6	5	5	4	5
Calcavecchia, Mark	USA	1	71	38	33	4	4	4	4	4	3	3	4	4	5	4	4	5	4	4	5	3	3
Calcavecchia, Mark	USA	2	72	35	37	5	4	4	4	5	4	4	3	4	3	3	6	5	4	3	5	3	3
Calcavecchia, Mark	USA	3	72	36	36	4	4	4	5	5	3	4	3	4	4	3	5	4	4	4	4	4	4
Calcavecchia, Mark	USA	4	74	37	37	3	4	3	5	5	6	4	3	4	4	4	4	5	4	4	4	5	3
Campbell, Michael	New Zealand	1	71	35	36	4	4	3	4	5	5	4	3	4	4	3	5	3	5	4	4	4	3
Campbell, Michael	New Zealand	2	71	34	37	3	4	4	5	5	4	4	3	5	4	4	3	4	5	3	3	5	3
Campbell, Michael	New Zealand	3	65	33	32	4	4	3	4	4	4	3	3	3	4	3	3	4	4	4	4	4	4
Campbell, Michael	New Zealand	4	76	37	39	4	4	4	4	6	5	4	4	4	4	4	4	5	5	4	4	4	3
Carman, Paul	England	1	72	37	35	4	3	4	4	4	4	4	4	4	5	4	3	4	4	4	4	5	4
Carman, Paul	England	2	79	35	44	4	5	4	5	6	5	6	4	5	4	3	4	4	5	3	4	4	4
Chamblee, Brandel	USA	1	80	39	41	4	4	4	4	6	5	5	4	5	4	3	4	4	5	5	5	5	4
Chamblee, Brandel	USA	2	78	38	40	6	4	6	4	5	4	3	4	4	4	4	4	5	4	4	5	3	3
Charles, Bob	New Zealand	1	73	37	36	4	3	5	4	5	4	4	3	4	4	4	4	4	4	4	4	5	4
Charles, Bob	New Zealand	2	76	37	39	4	4	4	5	5	4	5	4	4	4	5	4	5	4	4	4	4	3
Claar, Brian	USA	1	71	36	35	3	4	4	4	4	5	4	4	3	4	3	4	4	5	4	3	5	4
Claar, Brian	USA	2	75	37	38	4	4	4	4	5	4	5	3	5	4	4	4	5	5	3	4	4	4
Claar, Brian	USA	3	71	37	34	4	4	4	4	5	4	3	3	4	4	4	4	5	4	4	5	4	4
Claar, Brian	USA	4	75	36	39	4	4	4	5	6	5	4	4	3	4	3	4	3	4	4	5	4	4
Clark, Gary (A)	England	1	71	37	34	4	4	3	5	3	4	5	3	3	4	3	4	4	5	4	5	4	4
Clark, Gary (A)	England	2	76	41	35	4	4	4	4	6	4	3	3	7	5	4	4	4	5	4	4	4	4
Clark, Gary (A)	England	3	80	42	38	5	4	4	5	5	4	4	2	5	4	8	4	4	5	4	4	5	4
Clark, Gary (A)	England	4	74	38	36	4	4	3	4	5	4	5	4	3	5	4	3	4	5	6	4	4	4
Clark, Howard	England	1	76	38	38	5	4	4	4	4	5	5	3	4	4	3	4	5	5	5	4	4	4
Clark, Howard	England	2	73	36	37	4	4	4	4	4	5	4	4	4	3	5	4	5	4	4	3	4	4
Clarke, Darren	Northern Ireland	1	69	34	35	4	4	3	3	5	5	3	3	3	3	3	5	4	3	4	3	5	4
Clarke, Darren	Northern Ireland	2	77	40																			



Player Scores at St Andrews 1995

Par for each hole is indicated in brackets

NAME	COUNTRY	ROUND	TOTAL	OUT	IN	1(4)	2(4)	3(4)	4(4)	5(5)	6(4)	7(4)	8(3)	9(4)	10(4)	11(3)	12(4)	13(4)	14(5)	15(4)	16(4)	17(4)	18(4)	
Green, Ken	USA	1	71	36	35	4	4	4	4	5	5	4	2	3	4	2	5	4	5	4	4	4	4	
Green, Ken	USA	2	72	35	37	5	3	4	5	4	4	4	4	4	3	4	2	5	5	4	4	5	3	
Green, Ken	USA	3	73	34	39	4	4	4	4	6	5	4	3	5	4	3	4	4	3	3	5	5	3	
Green, Ken	USA	4	76	38	38	4	5	5	5	4	4	3	4	4	3	4	5	5	3	4	6	4	4	
Gronberg, Mathias	Sweden	1	81	41	40	4	4	4	5	5	5	3	5	4	3	4	5	5	5	6	5	4	4	
Gronberg, Mathias	Sweden	2	72	33	39	5	6	4	4	5	4	4	3	4	4	4	4	4	3	4	3	4	3	
Haas, Jay	USA	1	76	36	40	5	5	4	4	6	5	4	3	4	4	3	3	4	5	4	4	5	4	
Haas, Jay	USA	2	72	39	33	4	4	3	4	4	4	4	3	3	4	3	4	4	5	4	6	5	4	
Haas, Jay	USA	3	70	34	36	4	4	4	5	5	4	3	3	4	3	4	4	3	4	4	4	4	4	
Haas, Jay	USA	4	78	37	41	4	5	4	5	5	5	4	4	3	5	4	4	5	4	4	4	4	4	
Hallberg, Gary	USA	1	72	38	34	3	4	4	4	4	4	3	4	4	3	4	5	5	4	4	5	4	4	
Hallberg, Gary	USA	2	74	40	34	5	4	3	4	5	4	4	2	3	4	4	4	4	7	4	5	4	4	
Hallberg, Gary	USA	3	72	35	37	4	5	4	4	5	4	4	3	4	4	3	4	5	4	4	4	4	3	
Hallberg, Gary	USA	4	77	40	37	4	4	4	4	6	3	5	3	4	5	4	4	6	5	4	4	5	3	
Hallberg, Mats	Sweden	1	68	32	36	4	4	3	4	5	5	4	3	4	4	3	3	4	3	4	4	4	3	
Hallberg, Mats	Sweden	2	76	38	38	4	4	4	4	5	4	5	4	4	4	3	4	5	4	4	5	6	3	
Hallberg, Mats	Sweden	3	75	35	40	4	4	5	4	5	4	4	4	6	4	3	3	4	5	4	5	4	3	
Hallberg, Mats	Sweden	4	76	38	38	4	5	3	4	5	4	4	5	4	4	4	5	4	5	4	4	5	3	
Hawksworth, John	England	1	73	37	36	3	4	4	5	4	5	4	3	4	4	3	4	4	5	4	4	5	4	
Hawksworth, John	England	2	74	37	37	4	4	4	4	5	5	4	3	4	4	3	4	4	5	4	5	5	3	
Hawksworth, John	England	3	75	37	38	4	4	4	6	5	5	4	2	4	3	3	4	5	4	4	5	5	4	
Hawksworth, John	England	4	76	40	36	4	4	5	4	4	4	4	3	4	4	4	4	5	5	5	4	5	4	
Herrera, Eduardo	Colombia	1	74	38	36	4	5	4	4	5	3	4	3	4	6	3	4	4	5	4	4	5	3	
Herrera, Eduardo	Colombia	2	72	35	37	4	4	4	4	5	5	4	3	4	4	3	3	4	4	4	6	4	3	
Herrera, Eduardo	Colombia	3	73	37	36	3	4	4	4	6	4	4	3	4	5	3	4	4	4	4	5	4	4	
Herrera, Eduardo	Colombia	4	75	37	38	4	5	4	4	5	4	4	4	4	4	5	3	5	4	3	5	4	4	
Hoch, Scott	USA	1	74	37	37	5	4	4	4	5	5	4	3	3	4	3	4	5	5	4	4	4	4	
Hoch, Scott	USA	2	72	37	35	4	4	3	4	5	4	4	3	4	4	6	4	4	4	4	4	4	3	
Hoch, Scott	USA	3	73	37	36	4	5	3	5	5	4	3	4	3	5	3	3	5	4	4	5	5	3	
Hoch, Scott	USA	4	76	36	40	4	4	4	5	4	5	5	5	4	4	4	5	3	4	4	4	5	3	
Huston, John	USA	1	71	35	36	4	4	4	4	5	5	3	4	3	3	3	4	5	5	4	3	5	3	
Huston, John	USA	2	74	39	35	4	3	4	4	5	4	3	4	5	3	4	5	5	5	5	4	5	3	
Huston, John	USA	3	72	35	37	4	4	3	5	6	3	4	4	4	3	3	4	5	4	4	4	4	4	
Huston, John	USA	4	73	38	35	4	4	4	4	4	4	3	4	4	4	4	4	5	5	4	4	4	4	
Jacobsen, Peter	USA	1	71	38	33	4	3	4	4	4	4	2	4	4	4	3	4	5	4	4	6	4	4	
Jacobsen, Peter	USA	2	76	35	41	5	4	4	4	7	5	4	4	4	4	3	4	5	4	4	4	4	3	
Jacobsen, Peter	USA	3	70	34	36	4	4	4	5	4	4	4	3	4	3	3	3	4	4	4	4	5	4	
Jacobsen, Peter	USA	4	73	37	36	4	4	4	4	4	5	3	4	5	4	4	4	4	4	4	4	4	4	
James, Mark	England	1	72	35	37	3	6	4	4	5	3	4	4	4	5	3	4	4	4	4	4	4	3	
James, Mark	England	2	75	39	36	4	4	3	4	5	4	5	3	4	4	4	5	4	4	5	5	5	4	
James, Mark	England	3	68	32	36	4	4	4	4	5	4	4	3	4	3	2	3	4	3	5	5	4	3	
James, Mark	England	4	70	37	33	5	4	4	3	4	3	5	2	3	4	3	4	5	5	4	4	4	4	
Janzen, Lee	USA	1	73	37	36	4	5	3	4	4	5	4	4	3	4	3	5	4	5	4	4	4	4	
Janzen, Lee	USA	2	73	36	37	4	4	4	4	5	4	4	3	5	4	4	3	4	5	4	4	5	3	
Janzen, Lee	USA	3	71	35	36	3	5	4	5	4	4	3	4	4	3	4	5	4	4	4	4	4	3	
Janzen, Lee	USA	4	72	36	36	4	5	3	5	4	4	4	3	4	4	3	4	3	5	4	5	5	3	
Jimenez, Miguel Angel	Spain	1	75	37	38	4	4	4	4	5	6	4	5	3	3	4	3	5	5	4	3	4	5	4
Jimenez, Miguel Angel	Spain	2	73	37	36	4	4	4	4	5	4	4	3	4	4	4	6	4	4	4	4	4	3	
Jimenez, Miguel Angel	Spain	3	76	39	37	4	4	3	4	6	5	4	3	4	4	3	4	5	5	4	4	6	4	
Jimenez, Miguel Angel	Spain	4	73	38	35	3	4	4	4	5	4	4	3	4	4	4	5	3	6	4	4	4	4	
Jobe, Brandt	USA	1	74	38	36	3	5	3	4	4	5	5	3	4	4	3	3	5	4	5	5	5	4	
Jobe, Brandt	USA	2	76	38	38	4	5	4	4	5	4	5	3	4	4	3	4	6	5	4	4	4	4	
Johansson, Per-Ulrik	Sweden	1	69	37	32	4	3	4	4	4	4	3	3	3	4	4	4	5	5	4	3	4	4	
Johansson, Per-Ulrik	Sweden	2	78	41	37	4	4	5	4	4	4	4	4	4	5	4	4	5	5	5	4	5	4	
Johansson, Per-Ulrik	Sweden	3	68	34	34	3	4	3	4	5	4	4	5	3	3	4	2	3	4	4	5	5	3	
Johansson, Per-Ulrik	Sweden	4	72	38	34	4	4	4	3	4	4	3	4	4	4	3	4	4	6	4	4	5	4	
Johnstone, Tony	Zimbabwe	1	75	38	37	3	4	4	5	6	4	4	3	4	4	4	4	5	5	4	4	4	4	
Johnstone, Tony	Zimbabwe	2	75	39	36	4	4	4	4	5	4	4	3	4	4	4	5	4	5	4	4	5	4	
Karlsson, Olle	Sweden	1	71	38	33	3	4	3	4	5	3	4	3	4	4	5	4	5	4	4	3	5	4	
Karlsson, Olle	Sweden	2	76	40	36	4	4	4	4	5	4	4	3	4	4	4	6	5	4	4	3	4	6	
Karlsson, Olle	Sweden	3	73	36	37	4	4	4	4	5	4	4	2	6	5	4	3	4	5	3	4	4	4	
Karlsson, Olle	Sweden	4	75	38	37	3	4	4	4	5	5	4	4	4	3	4	4	6	4	5	4	5	4	
Karlsson, Robert	Sweden	1	77	38	39	4	4	4	5	6	4	4	4	4	3	4	6	4	3	5	5	5	4	
Karlsson, Robert	Sweden	2	74	35	39	4	4	5	4	5	3	5	4	5	4	3	4	4	4	3	5	5	4	
Kawagishi, Ryoken	Japan	1	72	37	35	4	3	4	4	4	4	5	3	4	3	4	4	5	4	4	4	5	4	
Kawagishi, Ryoken	Japan	2	76	40	36	4	4	3	4	6	4	4	3	4	4	5	4	5	4	4	4	6	4	
Kawagishi, Ryoken	Japan	3	80	38	42	5	4	5	6	6	4	4	3	5	4	4	4	4	5	4	4	5	4	
Kawagishi, Ryoken	Japan	4	68	33	35	4	4	3	4	5	3	4	4	4	4	3	4	3	4	4	3	5	3	
Kite, Tom	USA	1	72	35	37	5	4	4	4	5	4	4	3	4	3	4	4	5	4	4	4	4	3	
Kite, Tom	USA	2	76	36	40	4	4	4	5	5	4	5	4	5	4	4	3	6	4	3	5	4	4	
Kite, Tom	USA	3	71	33	38	4	5	4	5	5	3	5	3	4	4	3	3	5	3	4	4	4	4	
Kite, Tom	USA	4	75	39	36	3	5	4	4	4	4	4	4	4	4	4	5	5	4	4	4	5	4	
Lane, Barry	England	1	72	35	37	3	5	4	4	4	5	4	4	4	4	3	4	5	4	4	4	4	3	
Lane, Barry	England	2	73	35	38	3	4	4	5	5	4	6	3	4	5	3	3	4	5	4	3	5	3	
Lane, Barry	England	3	68	32	36	5	4	4	4	4	4	4	3	4	3	3	3	3	4	4	3	5	4	
Lane, Barry	England	4	75	37	38	4	5	4	4	5	4	4	4	4	4	4	5	5	4	4	4	4	3	
Langer, Bernhard	Germany	1	72	38	34	4	4	3	4	5	4	4	2	4	4	3	4	5	5	4	4	5	4	
Langer, Bernhard	Germany	2	71	36																				



Par for each hole is indicated in brackets

NAME	COUNTRY	ROUND	TOTAL	OUT	IN	1(4)	2(4)	3(4)	4(4)	5(5)	6(4)	7(4)	8(3)	9(4)	10(4)	11(3)	12(4)	13(4)	14(5)	15(4)	16(4)	17(4)	18(4)
Lohr, Bob	USA	1	76	39	37	5	4	4	4	5	4	4	3	4	4	4	5	4	5	4	4	5	4
Lohr, Bob	USA	2	68	34	34	4	3	4	4	4	4	3	4	4	3	4	5	3	4	4	4	4	3
Lohr, Bob	USA	3	79	37	42	5	5	4	5	5	5	3	5	4	3	5	4	5	4	5	4	5	3
Lohr, Bob	USA	4	73	37	36	4	3	4	4	4	4	5	4	4	4	3	4	4	5	4	5	4	4
Lomas, Jonathan	England	1	74	39	35	3	4	4	4	4	5	4	3	4	4	4	5	5	4	4	4	4	4
Lomas, Jonathan	England	2	73	36	37	4	3	3	5	5	5	4	4	4	4	3	4	5	5	4	4	4	3
Lomas, Jonathan	England	3	75	37	38	4	5	4	5	5	4	4	3	4	4	5	3	5	4	3	4	6	3
Lomas, Jonathan	England	4	73	39	34	4	4	4	4	4	3	4	3	4	4	3	4	5	6	5	4	4	4
Longmuir, Bill	Scotland	1	72	36	36	4	3	4	4	5	5	3	3	4	4	3	4	4	5	4	4	5	3
Longmuir, Bill	Scotland	2	76	39	37	5	4	3	5	5	5	3	3	4	4	4	4	4	4	5	6	4	4
Longmuir, Bill	Scotland	3	72	36	36	3	4	4	4	6	4	4	2	5	5	3	2	5	5	4	4	5	3
Longmuir, Bill	Scotland	4	78	40	38	5	4	4	4	4	5	5	3	4	5	4	4	5	4	4	4	6	4
Love III, Davis	USA	1	70	36	34	4	4	4	3	4	4	4	3	4	3	4	4	5	5	3	4	5	3
Love III, Davis	USA	2	78	39	39	4	5	4	5	4	5	4	3	5	4	3	4	4	5	4	5	5	5
Love III, Davis	USA	3	74	37	37	4	4	4	4	5	4	4	4	4	5	3	4	5	4	4	3	5	4
Love III, Davis	USA	4	78	39	39	4	4	4	4	5	4	5	4	5	4	3	4	4	5	5	5	6	3
Lowery, Steve	USA	1	69	36	33	4	4	4	4	4	4	3	3	3	4	3	3	5	5	4	5	3	4
Lowery, Steve	USA	2	74	37	37	4	3	4	5	5	4	5	3	4	4	3	3	5	4	4	6	4	4
Lowery, Steve	USA	3	76	36	40	5	6	4	4	5	4	5	3	4	4	3	4	5	5	4	3	3	3
Lowery, Steve	USA	4	77	40	37	4	3	4	4	5	4	5	4	4	4	3	4	4	6	4	4	7	4
Lyle, Sandy	Scotland	1	71	37	34	4	4	3	4	5	3	4	3	4	4	3	4	4	5	4	4	5	4
Lyle, Sandy	Scotland	2	71	36	35	4	5	4	4	5	3	4	3	3	4	4	3	4	5	3	4	5	4
Lyle, Sandy	Scotland	3	79	39	40	5	5	3	4	5	5	4	4	5	6	3	3	7	4	4	4	5	3
Lyle, Sandy	Scotland	4	75	38	37	4	4	3	4	4	5	5	4	4	4	5	3	4	5	4	4	5	4
Maggert, Jeff	USA	1	75	39	36	4	4	4	5	6	3	4	2	4	4	3	4	3	5	5	5	6	4
Maggert, Jeff	USA	2	70	35	35	4	4	3	5	5	4	4	3	3	4	4	3	4	4	4	4	5	3
Maggert, Jeff	USA	3	78	38	40	5	4	5	4	6	4	5	3	4	4	4	4	6	4	4	5	3	3
Maggert, Jeff	USA	4	72	37	35	3	4	4	4	4	4	4	4	4	4	4	5	4	6	4	3	3	4
Martin, Miguel	Spain	1	73	36	37	4	4	4	5	6	4	4	3	3	5	3	5	4	5	3	4	4	3
Martin, Miguel	Spain	2	77	39	38	4	5	4	5	5	5	3	3	4	4	3	4	4	6	4	4	6	4
Mason, Carl	England	1	75	40	35	3	4	4	4	4	4	4	4	4	4	3	4	4	5	6	5	4	5
Mason, Carl	England	2	77	39	38	4	4	4	5	5	5	4	3	4	4	3	4	5	5	4	4	6	4
Mayo, Paul	Wales	1	77	39	38	3	4	3	5	6	4	4	4	4	4	3	4	5	5	5	5	4	4
Mayo, Paul	Wales	2	82	38	44	4	4	4	6	8	7	4	4	3	4	4	5	4	4	4	4	5	4
McCumber, Mark	USA	1	73	38	35	4	4	4	4	5	4	3	3	4	4	3	4	5	4	4	4	5	5
McCumber, Mark	USA	2	77	36	41	5	6	3	6	5	4	4	4	4	4	4	4	4	4	4	4	5	3
McNulty, Mark	Zimbabwe	1	67	34	33	4	3	4	4	6	4	3	2	3	3	3	4	4	4	4	4	4	4
McNulty, Mark	Zimbabwe	2	76	36	40	4	4	4	5	7	4	5	3	4	3	4	3	4	5	3	4	6	4
McNulty, Mark	Zimbabwe	3	74	37	37	2	4	5	6	5	4	4	3	4	4	3	4	4	4	4	5	5	4
McNulty, Mark	Zimbabwe	4	74	39	35	4	4	4	4	4	4	3	4	4	4	4	4	5	6	4	4	4	4
Mickelson, Phil	USA	1	70	34	36	5	5	3	4	5	3	4	3	4	3	2	4	4	4	4	4	5	4
Mickelson, Phil	USA	2	71	34	37	4	4	4	4	5	4	4	3	5	3	3	3	4	4	5	5	4	3
Mickelson, Phil	USA	3	77	41	36	5	5	4	4	4	4	4	3	3	6	4	3	5	5	4	4	7	3
Mickelson, Phil	USA	4	73	35	38	5	4	4	4	5	4	4	4	4	4	3	4	4	4	5	4	4	3
Mitchell, Peter	England	1	73	36	37	4	4	4	5	5	4	4	3	4	3	3	4	5	4	5	4	4	4
Mitchell, Peter	England	2	74	37	37	5	4	4	4	5	4	4	4	3	4	3	5	4	5	4	4	4	4
Mitchell, Peter	England	3	71	34	37	4	4	4	5	5	4	4	3	4	4	3	3	4	4	4	5	4	3
Mitchell, Peter	England	4	70	35	35	4	5	4	4	5	3	3	3	4	3	4	3	4	4	4	5	5	4
Mize, Larry	USA	1	74	39	35	4	4	3	3	5	4	4	3	5	4	3	4	6	5	5	4	4	4
Mize, Larry	USA	2	77	38	39	4	4	5	4	5	4	5	4	4	4	4	4	5	5	4	4	4	4
Montgomerie, Colin	Scotland	1	75	38	37	4	5	4	4	4	5	3	4	4	4	4	4	4	4	4	5	5	4
Montgomerie, Colin	Scotland	2	75	37	38	4	4	4	4	6	4	4	4	4	5	4	3	3	5	4	4	5	4
Morse, John	USA	1	75	37	38	4	4	4	4	5	5	4	4	4	4	3	4	4	5	4	4	6	3
Morse, John	USA	2	74	37	37	4	4	4	4	5	5	4	3	4	4	3	4	7	4	4	4	4	3
Nakajima, Tsuneyuki	Japan	1	73	37	36	4	3	4	4	5	5	3	4	3	5	4	4	4	5	4	4	5	3
Nakajima, Tsuneyuki	Japan	2	72	36	36	4	4	4	4	4	4	4	4	4	4	4	4	5	4	3	4	4	4
Nakajima, Tsuneyuki	Japan	3	72	35	37	4	4	4	4	5	4	4	4	4	4	3	4	5	4	4	4	4	3
Nakajima, Tsuneyuki	Japan	4	75	37	38	5	4	5	4	5	4	4	3	4	4	4	3	5	5	4	4	4	4
Nichols, Mark	England	1	75	38	37	5	4	4	4	5	5	4	2	4	4	4	4	5	5	4	4	5	3
Nichols, Mark	England	2	68	35	33	4	4	3	4	5	3	4	3	3	3	3	4	4	5	4	4	5	3
Nichols, Mark	England	3	78	38	40	4	5	4	5	6	6	4	4	2	4	3	4	4	5	4	5	5	4
Nichols, Mark	England	4	81	41	40	4	4	4	4	8	4	4	4	4	4	4	5	4	6	4	6	5	3
Nicklaus, Jack	USA	1	78	41	37	5	5	4	4	4	4	3	4	4	3	5	5	10	3	4	4	4	3
Nicklaus, Jack	USA	2	70	36	34	4	4	3	3	5	4	4	3	4	4	3	4	4	5	4	4	4	4
Nicklaus, Jack	USA	3	77	37	40	5	3	4	5	7	4	4	3	5	4	3	4	4	5	4	4	5	4
Nicklaus, Jack	USA	4	71	35	36	4	4	4	5	4	4	4	3	4	4	3	4	5	4	3	5	3	3
Nobilo, Frank	New Zealand	1	70	38	32	3	4	3	4	4	3	4	2	5	3	3	4	5	5	4	4	6	4
Nobilo, Frank	New Zealand	2	71	35	36	4	4	4	4	5	4	4	3	4	4	6	4	3	4	4	3	4	3
Nobilo, Frank	New Zealand	3	80	38	42	5	5	4	5	5	5	4	4	4	4	2	5	5	5	4	5	4	4
Nobilo, Frank	New Zealand	4	74	38	36	4	4	4	4	5	4	4	3	4	4	3	4	5	5	4	4	5	4
Norman, Greg	Australia	1	71	37	34	4	3	4	4	4	5	4	3	3	4	4	4	4	5	4	5	4	3
Norman, Greg	Australia	2	74	38	36	4	3	4	4	4	4	4	4	5	3	6	4	4	5	4	4	4	4
Norman, Greg	Australia	3	72	36	36	3	4	4	5	5	4	4	4	3	4	3	3	4	5	4	4	4	5
Norman, Greg	Australia	4	70	35	35	4	4	4	4	5	3	4	3	4	4	3	4	4	3	5	4	4	3
O'Malley, Peter	Australia	1	71	33	38	4	5	3	4	7	4	4	3	4	4	3	4	3	4	4	4	4	3
O'Malley, Peter	Australia	2	73	37	36	4	4	3	4	5	3	5	4	4	6	4	4	3	4	4	4	5	3
O'Malley, Peter	Australia	3	74	34	40	4	5	4	5	6	4	4	4	4	4	3	3	5	4	4	5	3	3
O'Malley, Peter	Australia	4	75	41	34	3	4	4	4</														



Player Scores at St Andrews 1995

Par for each hole is indicated in brackets

NAME	COUNTRY	ROUND	TOTAL	OUT	IN	1(4)	2(4)	3(4)	4(4)	5(5)	6(4)	7(4)	8(3)	9(4)	10(4)	11(3)	12(4)	13(4)	14(5)	15(4)	16(4)	17(4)	18(4)
Palmer, Arnold	USA	1	83	41	42	5	6	4	5	6	4	4	3	5	5	4	4	6	6	4	4	4	4
Palmer, Arnold	USA	2	75	38	37	4	4	5	4	6	4	3	3	4	4	4	4	4	4	4	5	5	4
Parnevik, Jesper	Sweden	1	75	37	38	4	5	4	4	5	5	4	3	4	4	3	4	5	4	5	4	4	4
Parnevik, Jesper	Sweden	2	71	35	36	4	4	4	4	5	4	4	3	4	4	4	4	4	4	4	4	4	3
Parnevik, Jesper	Sweden	3	70	34	36	4	4	3	5	5	4	4	3	4	4	3	3	4	5	4	4	4	3
Parnevik, Jesper	Sweden	4	73	38	35	4	4	3	4	5	5	3	3	4	4	2	5	5	5	4	4	5	4
Parry, Craig	Australia	1	76	40	36	5	5	3	4	5	4	3	3	4	5	3	4	4	5	4	5	5	5
Parry, Craig	Australia	2	77	39	38	3	5	3	4	5	4	6	3	5	3	4	5	5	4	4	4	6	4
Pavin, Corey	USA	1	69	35	34	4	4	3	5	4	4	3	4	4	3	3	4	4	4	4	4	5	4
Pavin, Corey	USA	2	70	35	35	4	4	3	4	5	4	4	3	4	3	3	4	4	5	4	5	4	3
Pavin, Corey	USA	3	72	35	37	3	5	4	4	5	4	4	4	4	3	4	4	4	4	4	5	4	3
Pavin, Corey	USA	4	74	35	39	4	5	4	4	5	5	4	4	3	5	3	3	4	4	4	5	3	4
Player, Gary	South Africa	1	71	36	35	3	3	5	4	5	4	4	4	3	4	3	4	4	5	4	5	4	3
Player, Gary	South Africa	2	73	37	36	4	5	4	4	5	4	3	3	4	4	3	4	4	5	4	4	5	4
Player, Gary	South Africa	3	77	36	41	6	4	4	5	5	5	4	4	4	2	4	4	6	4	4	4	4	4
Player, Gary	South Africa	4	74	37	37	4	5	4	4	5	4	4	3	4	4	4	3	4	5	4	5	4	4
Pooley, Don	USA	1	76	36	40	5	4	4	5	5	5	3	4	4	3	4	3	4	5	4	4	4	4
Pooley, Don	USA	2	71	34	37	4	5	4	5	4	4	3	4	3	4	4	3	5	4	4	4	4	3
Pooley, Don	USA	3	80	38	42	5	4	5	6	5	6	4	3	4	4	4	5	4	4	4	5	4	4
Pooley, Don	USA	4	75	39	36	4	4	4	4	5	4	4	3	4	5	3	5	5	5	4	5	4	3
Price, Nick	Zimbabwe	1	70	35	35	4	4	4	5	4	5	3	2	4	4	4	3	4	4	4	5	3	4
Price, Nick	Zimbabwe	2	74	36	38	5	4	4	4	5	6	4	3	3	4	4	4	4	4	4	4	4	4
Price, Nick	Zimbabwe	3	70	34	36	4	4	4	4	5	5	4	3	3	4	3	4	4	4	3	3	5	4
Price, Nick	Zimbabwe	4	77	40	37	4	6	4	4	4	4	4	3	4	5	4	3	5	6	4	5	5	3
Rafferty, Ronan	Northern Ireland	1	75	40	35	4	4	4	4	5	5	4	3	2	4	3	3	6	5	5	4	5	4
Rafferty, Ronan	Northern Ireland	2	78	40	38	4	5	4	5	5	3	4	4	4	5	3	4	4	5	4	5	6	4
Riley, Wayne	Australia	1	70	35	35	4	4	4	4	4	4	4	3	4	4	2	5	5	4	4	4	4	3
Riley, Wayne	Australia	2	72	36	36	5	5	4	4	4	4	3	4	3	3	4	3	4	4	5	4	6	3
Riley, Wayne	Australia	3	75	37	38	5	4	3	3	7	4	4	3	5	5	4	3	4	4	4	4	5	4
Riley, Wayne	Australia	4	80	42	38	5	4	4	5	4	4	5	4	3	5	4	5	4	5	4	5	7	3
Rivero, Jose	Spain	1	70	35	35	4	4	4	4	5	4	4	2	4	4	3	3	4	5	4	4	4	4
Rivero, Jose	Spain	2	72	37	35	4	4	4	4	4	4	4	3	4	4	4	4	5	3	5	4	4	4
Rivero, Jose	Spain	3	75	37	38	4	4	5	4	5	5	4	3	4	5	3	4	4	4	4	5	5	3
Rivero, Jose	Spain	4	78	42	36	4	4	5	3	5	3	4	4	4	5	6	4	4	5	4	5	5	4
Roberts, Loren	USA	1	76	40	36	4	4	4	4	4	5	4	3	4	5	3	4	5	5	4	4	5	5
Roberts, Loren	USA	2	74	34	40	4	4	4	6	5	4	4	4	4	3	4	3	4	4	3	4	5	4
Robertson, Dean	Scotland	1	71	36	35	4	4	4	4	4	4	4	3	4	4	3	4	4	4	4	5	4	4
Robertson, Dean	Scotland	2	73	35	38	4	5	4	5	5	4	4	3	4	3	4	4	4	4	4	4	4	4
Robertson, Dean	Scotland	3	74	38	36	4	4	5	4	5	3	5	3	3	5	3	4	5	5	4	4	5	3
Robertson, Dean	Scotland	4	78	40	38	5	4	5	4	4	5	4	3	4	4	3	4	4	5	6	5	6	3
Rocca, Costantino	Italy	1	69	35	34	3	5	4	4	4	4	4	2	4	3	2	5	5	3	4	4	4	4
Rocca, Costantino	Italy	2	70	37	33	4	3	4	4	4	4	3	3	4	4	3	5	4	5	4	4	5	3
Rocca, Costantino	Italy	3	70	34	36	4	3	4	4	5	4	4	4	4	4	3	2	4	4	4	5	4	4
Rocca, Costantino	Italy	4	73	35	38	4	4	4	4	5	4	5	4	4	5	3	4	4	4	4	4	4	3
Roderick, Neil	Wales	1	74	36	38	4	5	5	5	4	4	3	4	4	3	4	4	6	4	4	4	4	3
Roderick, Neil	Wales	2	79	40	39	4	4	4	5	5	4	4	4	5	4	5	3	5	4	5	5	4	5
Roe, Mark	England	1	75	40	35	4	4	4	4	5	3	4	3	4	4	3	4	4	6	5	4	6	4
Roe, Mark	England	2	75	39	36	4	5	4	4	4	4	4	4	3	4	4	4	4	5	3	5	5	5
Romero, Eduardo	Argentina	1	74	36	38	3	5	5	4	5	4	4	4	4	4	3	4	4	5	4	4	4	4
Romero, Eduardo	Argentina	2	74	38	36	4	4	4	4	5	4	4	3	4	3	4	4	4	5	3	4	5	4
Romero, Eduardo	Argentina	3	72	35	37	5	4	4	5	4	4	3	4	4	3	3	4	4	4	4	5	5	3
Romero, Eduardo	Argentina	4	77	40	37	5	4	4	4	5	4	4	3	4	4	4	5	5	5	4	4	5	4
Sandelin, Jarmo	Sweden	1	75	38	37	4	4	4	4	4	4	5	4	4	4	4	3	4	5	4	4	5	6
Sandelin, Jarmo	Sweden	2	71	36	35	4	4	4	4	4	4	4	3	4	4	4	4	4	4	3	4	6	3
Sandelin, Jarmo	Sweden	3	77	40	37	4	4	5	5	5	4	3	3	4	4	5	4	6	5	4	4	4	4
Sandelin, Jarmo	Sweden	4	73	38	35	4	4	4	4	4	4	4	3	4	4	4	3	5	5	4	4	5	4
Sasaki, Hisayuki	Japan	1	74	37	37	5	4	4	4	5	4	5	3	3	4	3	4	4	5	4	4	5	4
Sasaki, Hisayuki	Japan	2	71	34	37	4	4	4	5	5	4	4	3	4	4	3	2	4	4	4	4	5	4
Sasaki, Hisayuki	Japan	3	72	40	32	4	3	4	4	5	4	3	2	4	3	4	4	10	3	4	4	4	4
Sasaki, Hisayuki	Japan	4	73	35	38	4	5	3	4	6	4	5	3	4	4	3	3	3	5	4	4	5	4
Sauers, Gene	USA	1	69	34	35	3	4	4	4	5	4	4	3	4	4	3	4	4	4	4	4	4	3
Sauers, Gene	USA	2	73	36	37	4	4	5	4	4	5	3	3	4	4	4	4	4	5	4	4	4	3
Sauers, Gene	USA	3	75	37	38	4	4	4	5	6	4	3	4	4	3	4	5	4	4	4	4	5	4
Sauers, Gene	USA	4	80	42	38	3	5	5	4	3	5	3	5	5	3	5	4	5	5	6	5	5	4
Senior, Peter	Australia	1	71	36	35	4	4	3	4	5	4	3	4	4	3	3	5	5	4	4	3	5	4
Senior, Peter	Australia	2	75	37	38	4	4	4	5	6	4	4	3	4	4	4	4	4	4	4	4	5	4
Senior, Peter	Australia	3	78	39	39	4	5	6	4	5	4	4	3	4	4	4	5	5	5	5	5	3	3
Senior, Peter	Australia	4	70	37	33	3	4	3	4	4	4	4	3	4	4	3	5	4	5	3	5	4	4
Sherry, Gordon (A)	Scotland	1	70	36	34	3	4	4	4	4	4	3	4	4	3	4	4	5	4	5	4	4	3
Sherry, Gordon (A)	Scotland	2	71	36	35	4	4	3	5	5	4	4	3	3	4	4	5	4	5	3	4	4	3
Sherry, Gordon (A)	Scotland	3	74	37	37	4	6	4	4	5	4	4	3	4	4	3	4	4	4	4	4	6	4
Sherry, Gordon (A)	Scotland	4	76	40	36	4	4	3	4	5	4	5	3	4	4	4	4	5	6	4	4	5	4
Simpson, Scott	USA	1	72	37	35	4	4	3	4	5	4	4	3	4	4	5	4	5	4	4	4	4	3
Simpson, Scott	USA	2	77	36	41	5	5	4	4	6	5	4	3	5	5	4	3	4	4	4	4	4	4
Singh, Vijay	Fiji	1	68	35	33	4	3	3	4	5	4	3	3	4	5	3	4	4	4	4	4	4	3
Singh, Vijay	Fiji	2	72	35	37	4	4	4	5	5	4	3	4	4	4	3	4	4	4	4	4	5	3
Singh, Vijay	Fiji	3	73	36	37	4	5	3	5	5	4	4	4	3	5	3	4	4	4	4	5	4	4
Singh, Vijay	Fiji	4	71	36																			



Par for each hole is indicated in brackets

NAME	COUNTRY	ROUND	TOTAL	OUT	IN	1(4)	2(4)	3(4)	4(4)	5(5)	6(4)	7(4)	8(3)	9(4)	10(4)	11(3)	12(4)	13(4)	14(5)	15(4)	16(4)	17(4)	18(4)
Takami, Kazuhiro	Japan	1	76	36	40	4	4	4	5	4	6	4	4	5	4	3	4	4	5	4	4	4	4
Takami, Kazuhiro	Japan	2	77	35	42	4	5	6	5	5	5	3	4	4	3	3	5	4	4	3	5	4	4
Thompson, Martyn	England	1	76	37	39	4	4	4	4	4	5	6	3	5	4	3	4	4	6	4	4	4	4
Thompson, Martyn	England	2	79	39	40	4	5	4	5	6	5	4	3	4	5	4	4	4	5	4	4	5	4
Tillman, Adam	England	1	75	37	38	4	4	4	5	5	4	4	4	4	4	3	4	4	5	4	5	4	4
Tillman, Adam	England	2	78	43	35	4	5	3	4	4	4	3	4	4	4	5	4	3	7	3	6	6	5
Tomori, Katsuyoshi	Japan	1	70	37	33	3	4	3	4	4	4	3	4	4	4	3	4	4	5	4	4	5	4
Tomori, Katsuyoshi	Japan	2	68	34	34	4	4	4	4	4	4	3	3	4	4	3	3	5	4	4	3	4	4
Tomori, Katsuyoshi	Japan	3	73	36	37	4	4	4	5	5	4	5	3	3	4	3	3	4	4	4	5	5	4
Tomori, Katsuyoshi	Japan	4	78	38	40	4	5	3	4	5	4	5	4	6	4	4	4	4	5	4	4	5	4
Torrance, Sam	Scotland	1	71	36	35	4	3	4	4	5	4	4	3	4	4	4	4	4	4	4	3	5	4
Torrance, Sam	Scotland	2	70	35	35	4	4	4	4	5	3	4	3	4	4	3	3	5	5	4	4	4	3
Torrance, Sam	Scotland	3	71	34	37	4	5	4	4	4	5	4	3	4	4	3	4	4	4	4	4	4	3
Torrance, Sam	Scotland	4	74	37	37	4	4	3	4	5	4	4	5	4	3	5	5	5	4	4	4	4	3
Trevino, Lee	USA	1	75	38	37	4	5	3	4	5	4	4	4	4	4	3	4	5	6	4	4	5	3
Trevino, Lee	USA	2	77	41	36	4	5	4	4	5	4	4	3	3	4	5	5	4	6	4	5	4	4
Tway, Bob	USA	1	71	36	35	4	4	4	4	6	3	3	3	4	5	2	4	5	4	4	3	5	4
Tway, Bob	USA	2	78	39	39	4	6	4	5	5	3	4	4	4	4	4	4	5	5	4	4	5	4
Walton, Philip	Republic of Ireland	1	75	39	36	4	4	3	4	5	5	4	3	4	4	3	4	7	5	3	4	4	5
Wargo, Tom	USA	1	72	38	34	4	4	3	4	5	4	4	3	3	4	4	4	5	4	4	4	5	4
Wargo, Tom	USA	2	79	40	39	4	5	3	4	5	4	4	6	4	3	5	4	6	4	5	4	5	5
Watson, John	England	1	76	35	41	4	5	5	4	7	4	5	3	4	4	3	4	4	5	4	3	5	3
Watson, John	England	2	73	35	38	4	5	4	4	5	4	5	3	4	4	3	4	4	4	4	4	4	4
Watson, Tom	USA	1	67	31	36	3	4	4	4	5	4	4	4	4	3	4	3	3	3	4	4	4	3
Watson, Tom	USA	2	76	37	39	6	3	3	4	5	4	4	4	6	5	3	3	4	4	5	4	6	3
Watson, Tom	USA	3	70	35	35	4	3	4	4	5	4	4	3	4	3	5	3	4	5	4	3	4	4
Watson, Tom	USA	4	77	39	38	4	4	4	4	5	5	4	3	5	5	4	4	5	4	4	5	5	3
Watts, Brian	USA	1	72	37	35	3	4	3	4	5	4	4	3	5	4	2	4	5	5	4	5	4	4
Watts, Brian	USA	2	71	36	35	3	3	4	4	5	4	4	4	4	3	3	4	4	4	4	5	5	4
Watts, Brian	USA	3	73	35	38	5	5	4	5	6	3	4	3	3	4	3	3	4	5	4	4	4	4
Watts, Brian	USA	4	75	38	37	4	4	4	4	4	5	3	3	6	5	3	3	3	5	5	5	5	4
Webster, Steve (A)	England	1	70	36	34	4	4	4	4	4	4	3	3	4	4	4	4	4	4	4	4	4	4
Webster, Steve (A)	England	2	72	40	32	4	4	3	4	3	4	3	3	4	5	4	6	5	4	3	5	4	4
Webster, Steve (A)	England	3	74	38	36	4	4	4	4	5	4	3	4	4	4	5	3	4	5	5	4	5	3
Webster, Steve (A)	England	4	73	38	35	4	3	4	5	4	4	4	3	4	4	4	4	4	5	4	5	4	4
Weir, Russell	Scotland	1	71	36	35	3	4	4	4	6	4	4	3	3	4	4	4	4	4	4	4	4	4
Weir, Russell	Scotland	2	82	42	40	5	5	5	5	5	4	4	3	4	4	4	4	4	5	8	4	5	4
Weiskopf, Tom	USA	1	76	37	39	4	6	4	5	4	5	2	4	4	3	4	4	5	4	3	6	4	4
Weiskopf, Tom	USA	2	75	37	38	4	4	3	4	5	5	4	3	6	4	4	4	4	5	5	4	4	3
Westwood, Lee	England	1	71	36	35	4	4	3	4	5	4	4	3	4	4	3	4	4	5	4	4	4	4
Westwood, Lee	England	2	72	34	38	4	4	4	4	4	5	6	3	4	3	3	4	3	4	4	5	4	4
Westwood, Lee	England	3	82	40	42	5	6	4	5	5	4	5	3	5	4	4	3	4	5	4	5	7	4
Westwood, Lee	England	4	74	38	36	3	4	4	4	6	4	5	3	3	6	3	4	4	4	4	4	5	4
Wither, John	Scotland	1	75	37	38	4	6	4	4	4	5	4	3	4	4	3	4	4	6	4	4	4	4
Wither, John	Scotland	2	78	37	41	4	6	4	4	5	5	5	4	4	4	3	3	5	6	4	4	5	3
Woods, Tiger (A)	USA	1	74	35	39	4	7	4	4	5	4	4	3	4	3	3	4	4	4	4	4	5	4
Woods, Tiger (A)	USA	2	71	34	37	4	4	3	5	7	4	4	3	3	4	3	3	4	5	4	3	4	4
Woods, Tiger (A)	USA	3	72	38	34	4	4	3	5	5	4	3	3	3	4	4	3	5	6	4	4	5	3
Woods, Tiger (A)	USA	4	78	37	41	4	6	4	4	6	5	4	4	4	4	3	4	5	5	4	4	4	4
Woosnam, Ian	Wales	1	71	37	34	4	4	4	4	4	4	3	3	4	4	4	4	5	4	4	4	4	4
Woosnam, Ian	Wales	2	74	40	34	4	4	4	4	5	4	3	3	3	4	3	4	4	5	5	5	6	4
Woosnam, Ian	Wales	3	76	38	38	4	4	4	4	5	4	4	4	5	5	3	3	5	5	3	5	5	4
Woosnam, Ian	Wales	4	71	36	35	4	4	3	4	6	3	4	3	4	4	3	3	4	5	4	4	5	4



The Open Records

Champions' Records

Most Victories

- 6: Harry Vardon, 1896, 1898, 1899, 1903, 1911, 1914
- 5: James Braid, 1901, 1905, 1906, 1908, 1910
J.H. Taylor, 1894, 1895, 1900, 1909, 1913
Peter Thomson, 1954, 1955, 1956, 1958, 1965
Tom Watson, 1975, 1977, 1980, 1982, 1983

Most Successive Victories

- 4: Tom Morris Jr, 1868-1872 (No Championship in 1871)
- 3: Jamie Anderson, 1877-79
Bob Ferguson, 1880-82
Peter Thomson, 1954-56
- 2: Tom Morris Sr, 1861-62
J.H. Taylor, 1894-95
Harry Vardon, 1898-99
James Braid, 1905-06
Bobby Jones, 1926-27
Walter Hagen, 1928-29
Bobby Locke, 1949-50
Arnold Palmer, 1961-62
Lee Trevino, 1971-72
Tom Watson, 1982-83
Tiger Woods, 2005-06
Padraig Harrington, 2007-08

Most Runner-Up Or Joint Runner-Up Finishes

- 7: Jack Nicklaus, 1964, 1967, 1968, 1972, 1976, 1977, 1979
- 6: J.H. Taylor, 1896, 1904, 1905, 1906, 1907, 1914

Most Successive Runner-Up Or Joint Runner Up Finishes

- 4: J.H. Taylor, 1904, 1905, 1906, 1907
- 3: Harry Vardon, 1900, 1901, 1902

Most Wins By A Champion At A Single Venue, Prestwick, 1860-1870

- 4: Tom Morris Sr, 1861, 1862, 1864, 1867

Most Wins By A Champion At A Single Venue Since 1872

- | | |
|-------------------------|--|
| 3: Prestwick | Harry Vardon, 1898, 1903, 1914 |
| 2: Muirfield | James Braid, 1901, 1906
Nick Faldo, 1987, 1992 |
| Royal Birkdale | Peter Thomson, 1954, 1965 |
| Royal Lytham & St Annes | Seve Ballesteros, 1979, 1988 |
| Royal St George's | Harry Vardon, 1899, 1911
Walter Hagen, 1922, 1928 |
| St Andrews: | Bob Martin, 1876, 1885
J.H. Taylor, 1895, 1900
James Braid, 1905, 1910
Jack Nicklaus, 1970, 1978
Tiger Woods, 2000, 2005 |

Most Times Runner-Up (Or Tied) At A Single Venue, Prestwick, 1860-1870

- 4: Willie Park Sr, 1861, 1862, 1865, 1867

Most Times Runner-Up (Or Tied) at a Single Venue Since 1872

- | | |
|-----------------|---|
| 2: Muirfield | J.H. Taylor, 1896, 1906
Harry Vardon, 1901, 1912
Bob Martin, 1875, 1887
Willie Fernie, 1884, 1890 |
| Prestwick | Dai Rees, 1954, 1961
James Braid, 1897, 1902
Andrew Kirkaldy, 1879, 1891
Willie Fernie, 1882, 1891
Sandy Herd, 1895, 1910
Johnny Bulla, 1939, 1946 |
| Royal Birkdale | |
| Royal Liverpool | |
| St Andrews | |

Largest Margin Of Victory

- 13 strokes: Tom Morris Sr, 1862
- 12 strokes: Tom Morris Jr, 1870
- 11 strokes: Tom Morris Jr, 1869
- 8 strokes: J.H. Taylor, 1900 and 1913
James Braid, 1908
Tiger Woods, 2000

Greatest Interval Between First And Last Victory

- 19 years: J.H. Taylor, 1894 – 1913
- 18 years: Harry Vardon, 1896 – 1914
- 15 years: Willie Park Sr, 1860 – 75
Gary Player, 1959 – 74
- 14 years: Henry Cotton, 1934 – 48

Greatest Interval Between Victories

- 11 years: Henry Cotton, 1937 – 48 (No Championship 1940-45)
- 10 years: Ernie Els, 2002-2012
- 9 years: Willie Park Sr, 1866 – 1875
Bob Martin, 1876 – 1885
J.H. Taylor, 1900 – 1909
Gary Player, 1959 – 1968
- 8 years: Jack Nicklaus, 1970 – 1978
Harry Vardon, 1903 – 1911
- 7 years: Peter Thomson, 1958 – 1965
Greg Norman, 1986 – 1993

Champions Who Won On Debut

- Willie Park Sr, Prestwick, 1860
- Tom Kidd, St Andrews, 1873
- Mungo Park, Musselburgh, 1874
- Jock Hutchison, St Andrews, 1921
- Denny Shute, St Andrews, 1933
- Ben Hogan, Carnoustie, 1953
- Tony Lema, St Andrews, 1964
- Tom Watson, Carnoustie, 1975
- Ben Curtis, Royal St George's, 2003
- Collin Morikawa, Royal St George's, 2021

Most Appearances By A Champion Before His First Victory

- 19: Darren Clarke, 2011
Phil Mickelson 2013
- 15: Nick Price, 1994
- 14: Sandy Herd, 1902
- 13: Ted Ray, 1912
Jack White, 1904
Reg Whitcombe, 1938
Mark O'Meara, 1998
- 11: George Duncan, 1920
Nick Faldo, 1987
Ernie Els, 2002
Stewart Cink, 2009
Zach Johnson, 2015
Henrik Stenson, 2016
- 10: Roberto de Vicenzo, 1967
Padraig Harrington, 2007
Francesco Molinari, 2018

Champions Who Have Won In Three Separate Decades

- Harry Vardon, 1896, 1898 & 1899 / 1903 / 1911 & 1914
- J.H. Taylor, 1894 & 1895 / 1900 & 1909 / 1913
- Gary Player, 1959, 1968, 1974

Same Number Of Strokes In Each Of The Four Rounds By A Champion

- Denny Shute, 1933, St Andrews: 73 73 73 73 (excluding the play-off)

First Champion To Score Under 70 By Round Since 1892 All Current Courses

Round	Score	Name	Course	Year
1 st	68	Bobby Jones	St Andrews	1927
2 nd	67	Walter Hagen	Muirfield	1929
3 rd	67	Alf Perry	Muirfield	1935
4 th	69	Jack White	Royal St George's	1904

Champions Who Shot Four Rounds Under 70

- Greg Norman, 1993, Royal St George's: 66, 68, 69, 64
- Nick Price, 1994, Turnberry: 69, 66, 67, 66
- Tiger Woods, 2000, St Andrews: 67, 66, 67, 69
- Henrik Stenson, 2016, Royal Troon: 68, 65, 68, 63
- Jordan Spieth, 2017, Royal Birkdale: 65, 69, 65, 69
- Collin Morikawa, 2021, Royal St George's: 67, 64, 68, 66

Champions Who Shot Four Rounds, Each Better Than The One Before

- Jack White, 1904, Royal St George's: 80, 75, 72, 69
- James Braid, 1906, Muirfield: 77, 76, 74, 73
- Ben Hogan, 1953, Carnoustie: 73, 71, 70, 68
- Gary Player, 1959, Muirfield: 75, 71, 70, 68

Champions Who Have Led Outright After Every Round

- 72 hole Championships: Ted Ray, 1912
Bobby Jones, 1927
Gene Sarazen, 1932
Henry Cotton, 1934
Tom Weiskopf, 1973
Tiger Woods, 2005
Rory McIlroy, 2014
- 36 hole Championships: Willie Park Sr, 1860 and 1866
Tom Morris Sr, 1862 and 1864
Tom Morris Jr, 1869 and 1870
Mungo Park, 1874
Jamie Anderson, 1879
Bob Ferguson, 1880, 1881, 1882
Willie Fernie, 1883
Jack Simpson, 1884
Hugh Kirkaldy, 1891

Champions Who Have Led After Every Round But Were Tied For The Lead In At Least One Round

- 72 hole Championships: Harry Vardon, 1899 and 1903
J.H. Taylor, 1900
Lee Trevino, 1971
Gary Player, 1974
Jordan Spieth, 2017
- 36 hole Championships: Tom Kidd, 1873
Bob Martin, 1876

Players who were leading or who were tied for the lead after the 1st round and went on to win The Open from 1892

Year	Player	Round 1 Position
1899	Harry Vardon	1=
1900	J.H. Taylor	1=
1903	Harry Vardon	1=
1907	Arnaud Massy	1=
1912	Ted Ray	1
1913	J.H. Taylor	1=
1914	Harry Vardon	1
1921	Jock Hutchison	1
1925	Jim Barnes	1
1927	Bobby Jones	1
1930	Bobby Jones	1=
1932	Gene Sarazen	1
1934	Henry Cotton	1
1939	Dick Burton	1=
1958	Peter Thomson	1
1966	Jack Nicklaus	1=
1971	Lee Trevino	1=
1973	Tom Weiskopf	1
1974	Gary Player	1=
1980	Tom Watson	1=
1988	Seve Ballesteros	1
1993	Greg Norman	1=
1995	John Daly	1=
2005	Tiger Woods	1
2014	Rory McIlroy	1
2017	Jordan Spieth	1=



Players who were leading or who were tied for the lead after the 2nd round and went on to win The Open from 1892

Year	Player	Round 2 Position
1893	Willie Auchterlonie	1
1894	J.H. Taylor	1
1899	Harry Vardon	1
1900	J.H. Taylor	1
1901	James Braid	1=
1903	Harry Vardon	1
1907	Arnaud Massy	1
1908	James Braid	1
1909	J.H. Taylor	1
1912	Ted Ray	1
1914	Harry Vardon	1
1921	Jock Hutchison	1
1922	Walter Hagen	1
1923	Arthur Havers	1=
1926	Bobby Jones	1=
1927	Bobby Jones	1
1930	Bobby Jones	1
1932	Gene Sarazen	1
1934	Henry Cotton	1
1939	Dick Burton	1
1947	Fred Daly	1
1948	Henry Cotton	1
1951	Max Faulkner	1
1955	Peter Thomson	1=
1956	Peter Thomson	1
1962	Arnold Palmer	1
1964	Tony Lema	1
1966	Jack Nicklaus	1
1971	Lee Trevino	1=
1972	Lee Trevino	1=
1973	Tom Weiskopf	1
1974	Gary Player	1
1981	Bill Rogers	1
1985	Sandy Lyle	1=
1986	Greg Norman	1
1990	Nick Faldo	1=
1992	Nick Faldo	1
1995	John Daly	1=
1996	Tom Lehman	1=
2000	Tiger Woods	1
2002	Ernie Els	1=
2005	Tiger Woods	1
2006	Tiger Woods	1
2010	Louis Oosthuizen	1
2011	Darren Clarke	1=
2014	Rory McIlroy	1
2017	Jordan Spieth	1
2019	Shane Lowry	1=

Players who were leading or who were tied for the lead after the 3rd round and went on to win The Open from 1892

Year	Player	Round 3 Position
1893	Willie Auchterlonie	1
1894	J.H. Taylor	1
1899	Harry Vardon	1
1900	J.H. Taylor	1
1901	James Braid	1
1902	Sandy Herd	1
1903	Harry Vardon	1
1905	James Braid	1
1908	James Braid	1
1909	J.H. Taylor	1
1911	Harry Vardon	1
1912	Ted Ray	1
1913	J.H. Taylor	1
1923	Arthur Havers	1
1924	Walter Hagen	1=
1927	Bobby Jones	1
1928	Walter Hagen	1
1929	Walter Hagen	1
1932	Gene Sarazen	1
1934	Henry Cotton	1
1935	Alf Perry	1
1938	Reg Whitcombe	1
1946	Sam Snead	1=
1947	Fred Daly	1=
1948	Henry Cotton	1
1949	Bobby Locke	1=
1950	Bobby Locke	1=
1951	Max Faulkner	1
1953	Ben Hogan	1=
1954	Peter Thomson	1=
1955	Peter Thomson	1
1956	Peter Thomson	1
1957	Bobby Locke	1
1958	Peter Thomson	1
1960	Kel Nagle	1
1961	Arnold Palmer	1
1962	Arnold Palmer	1
1963	Bob Charles	1
1964	Tony Lema	1
1965	Peter Thomson	1
1967	Roberto de Vicenzo	1
1969	Tony Jacklin	1
1971	Lee Trevino	1
1972	Lee Trevino	1
1973	Tom Weiskopf	1
1974	Gary Player	1
1977	Tom Watson	1=
1980	Tom Watson	1
1981	Bill Rogers	1
1983	Tom Watson	1
1986	Greg Norman	1
1990	Nick Faldo	1
1991	Ian Baker-Finch	1=
1992	Nick Faldo	1
1996	Tom Lehman	1
2000	Tiger Woods	1
2001	David Duval	1=
2002	Ernie Els	1

Year	Player	Round 3 Position
2004	Todd Hamilton	1
2005	Tiger Woods	1
2006	Tiger Woods	1
2010	Louis Oosthuizen	1
2011	Darren Clarke	1
2014	Rory McIlroy	1
2016	Henrik Stenson	1
2017	Jordan Spieth	1
2019	Shane Lowry	1

Players who were leading or tied for the lead after the 1st and 2nd rounds and went on to win The Open from 1892

Year	Player	Rounds 1 & 2 Position
1899	Harry Vardon	1=
1900	J.H. Taylor	1=
1903	Harry Vardon	1=
1907	Arnaud Massy	1=
1912	Ted Ray	1
1914	Harry Vardon	1
1921	Jock Hutchison	1
1927	Bobby Jones	1
1930	Bobby Jones	1=
1932	Gene Sarazen	1
1934	Henry Cotton	1
1939	Dick Burton	1=
1966	Jack Nicklaus	1=
1971	Lee Trevino	1=
1973	Tom Weiskopf	1
1974	Gary Player	1=
1995	John Daly	1=
2005	Tiger Woods	1
2014	Rory McIlroy	1
2017	Jordan Spieth	1=

Players who were leading or tied for the lead after the 2nd and 3rd rounds and went on to win The Open from 1892

Year	Player	Rounds 2 & 3 Position
1893	Willie Auchterlonie	1
1894	J.H. Taylor	1
1899	Harry Vardon	1
1900	J.H. Taylor	1
1901	James Braid	1=
1903	Harry Vardon	1
1908	James Braid	1
1909	J.H. Taylor	1
1912	Ted Ray	1
1923	Arthur Havers	1=
1927	Bobby Jones	1
1932	Gene Sarazen	1
1934	Henry Cotton	1
1947	Fred Daly	1=
1948	Henry Cotton	1
1951	Max Faulkner	1
1955	Peter Thomson	1=
1956	Peter Thomson	1
1962	Arnold Palmer	1
1964	Tony Lema	1
1971	Lee Trevino	1=
1972	Lee Trevino	1=
1973	Tom Weiskopf	1
1974	Gary Player	1
1981	Bill Rogers	1
1986	Greg Norman	1
1990	Nick Faldo	1=
1992	Nick Faldo	1
1996	Tom Lehman	1=
2000	Tiger Woods	1
2002	Ernie Els	1=
2005	Tiger Woods	1
2006	Tiger Woods	1
2010	Louis Oosthuizen	1
2011	Darren Clarke	1=
2014	Rory McIlroy	1
2017	Jordan Spieth	1
2019	Shane Lowry	1=

Players who were leading or tied for the lead after the 1st and 3rd rounds and went on to win The Open from 1892

Year	Player	Round 1 & 3 Position
1899	Harry Vardon	1=
1900	J.H. Taylor	1=
1903	Harry Vardon	1=
1912	Ted Ray	1
1913	J.H. Taylor	1=
1927	Bobby Jones	1
1932	Gene Sarazen	1
1934	Henry Cotton	1
1958	Peter Thomson	1
1971	Lee Trevino	1=
1973	Tom Weiskopf	1
1974	Gary Player	1=
1980	Tom Watson	1=
2005	Tiger Woods	1
2014	Rory McIlroy	1
2017	Jordan Spieth	1=



Lowest Opening Round By A Champion

65: Louis Oosthuizen, St Andrews, 2010
Jordan Spieth, Royal Birkdale, 2017

Lowest Second Round By A Champion

63: Greg Norman, Turnberry, 1986

Lowest Third Round By A Champion

63: Shane Lowry, Royal Portrush, 2019

Lowest Final Round By A Champion

63: Henrik Stenson, Royal Troon, 2016
64: Greg Norman, Royal St George's, 1993
65: Tom Watson, Turnberry, 1977
Seve Ballesteros, Royal Lytham & St Annes, 1988
Justin Leonard, Royal Troon, 1997

Champion With The Worst Finishing Round (Since 1939)

75: Sam Snead, St Andrews, 1946

Worst Round Carded By A Champion (Since 1939)

78: Fred Daly, third round, Royal Liverpool, 1947
77: Dick Burton, third round, St Andrews, 1939
76: Bobby Locke, second round, Royal St George's, 1949
Paul Lawrie, third round, Carnoustie, 1999

Left-Handed Winners

Bob Charles, 1963, Royal Lytham & St Annes
Phil Mickelson, 2013, Muirfield

Left-Handed Runner-Up

Bob Charles, 1968, Carnoustie
Bob Charles, 1969, Royal Lytham & St Annes
Phil Mickelson, 2011, Royal St George's
Phil Mickelson, 2016, Royal Troon

Best 18 Hole Recovery By A Champion

George Duncan, Deal, 1920
Duncan was 13 strokes behind the leader, Abe Mitchell, after 36 holes and level with him after 54.

Greatest Comeback By A Champion

After 18 holes: Harry Vardon, 1896, 11 strokes behind the leader
After 36 holes: George Duncan, 1920, 13 strokes behind the leader
After 54 holes: Paul Lawrie, 1999, 10 strokes behind the leader

Greatest Variation Between Rounds By A Champion

14 strokes: Henry Cotton, 1934, second round 65, fourth round 79
12 strokes: Henry Cotton, 1934, first round 67, fourth round 79
11 strokes: Jack White, 1904, first round 80, fourth round 69
Greg Norman, 1986, first round 74, second round 63
Greg Norman, 1986, second round 63, third round 74
10 strokes: Seve Ballesteros, 1979, second round 65, third round 75

Greatest Variation Between Two Successive Rounds By A Champion

11 strokes: Greg Norman, 1986, first round 74, second round 63
Greg Norman, 1986, second round 63, third round 74
10 strokes: Seve Ballesteros, 1979, second round 65, third round 75

Largest Lead Held By A Player Who Did Not Go On To Win

6 strokes: Abe Mitchell, 1920, after 2nd Round
5 strokes: MacDonald Smith, 1925, after 3rd Round
Jean Van de Velde, 1999, after 3rd Round

Largest Leads Since 1892

After 18 holes: 5 strokes: Sandy Herd, 1896
4 strokes: Harry Vardon, 1902
Jim Barnes, 1925
Christy O'Connor Jr, 1985
After 36 holes: 9 strokes: Henry Cotton, 1934
6 strokes: Abe Mitchell, 1920
After 54 holes: 10 strokes: Henry Cotton, 1934
7 strokes: Harry Vardon, 1903
Tony Lema, 1964
6 strokes: J.H. Taylor, 1900
James Braid, 1905
James Braid, 1908
Max Faulkner, 1951
Tom Lehman, 1996
Tiger Woods, 2000
Rory McIlroy, 2014

Champions Who Did Not Defend Their Title

Jamie Anderson won in 1879, did not defend in 1880
Bob Martin won in 1885, did not defend in 1886
Walter Hagen won in 1924, did not defend in 1925
won in 1929, did not defend in 1930
Bobby Jones won in 1927, did not defend in 1928
won in 1930, did not defend in 1931
Sam Snead won in 1946, did not defend in 1947
Henry Cotton won in 1948, did not defend in 1949
Ben Hogan won in 1953, did not defend in 1954
Rory McIlroy won in 2014, did not defend in 2015

Champions Who Defended Their Title But Failed To Make The Cut

Tom Watson, 1976 made first cut, but did not make second cut.
Mark Calcavecchia, 1990 Mark O'Meara, 1999
Paul Lawrie, 2000 Ben Curtis, 2004
Todd Hamilton, 2005 Darren Clarke, 2012

Winners Who Have Won The Open And At Least One Other Major In The Same Calendar Year

Year	Masters	US Open	The Open	USPGA
1924			Walter Hagen	Walter Hagen
1926		Bobby Jones	Bobby Jones	
1930		Bobby Jones	Bobby Jones	
1932		Gene Sarazen	Gene Sarazen	
1953	Ben Hogan	Ben Hogan	Ben Hogan	
1962	Arnold Palmer		Arnold Palmer	
1966	Jack Nicklaus		Jack Nicklaus	
1971		Lee Trevino	Lee Trevino	
1974	Gary Player		Gary Player	
1977	Tom Watson		Tom Watson	
1982		Tom Watson	Tom Watson	
1990	Nick Faldo		Nick Faldo	
1994			Nick Price	Nick Price
1998	Mark O'Meara		Mark O'Meara	
2000		Tiger Woods	Tiger Woods	Tiger Woods
2005	Tiger Woods		Tiger Woods	
2006			Tiger Woods	Tiger Woods
2008			Padraig Harrington	Padraig Harrington
2014			Rory McIlroy	Rory McIlroy

Most Appearances in The Open

Rank	Player	Total Appearances	Total Years
1	Gary Player	46	1956-2001
2	Sandy Lyle	43	1974-2018
3=	Jack Nicklaus	38	1962-2005
3=	Sandy Herd	38	1885-1933
3=	Tom Watson	38	1975-2015
6	Nick Faldo	37	1976-2015
7	Ben Sayers	35	1878-1914
8=	Bob Charles	34	1958-2001
8=	Tom Morris Sr	34	1860-1896
10	Tom Williamson	32	1897-1936

Most Consecutive Appearances in The Open

Rank	Player	Consecutive Apps	Consecutive Years	Consecutive Apps %
1	Gary Player	46	1956-2001	100%
2	Sandy Lyle	42	1977-2018	98%
3	Jack Nicklaus	36	1962-1997	95%
4=	Sandy Herd	34	1891-1929	89%
4=	Ben Sayers	34	1878-1911	97%
6	Nick Faldo	32	1976-2007	94%
7	J.H. Taylor	30	1893-1927	97%
8=	Ted Ray	29	1899-1932	97%
8=	Peter Thomson	29	1951-1979	97%
8=	Ernie Els	29	1992-2021	97%

Competitors With The Most Top Five Finishes

- 16: J.H. Taylor
Jack Nicklaus
15: Harry Vardon
James Braid

Most Final Day Appearances (Since 1892)

- 32: Jack Nicklaus
31: Sandy Herd
30: J.H. Taylor
28: Ted Ray
27: Harry Vardon, James Braid, Nick Faldo
26: Peter Thomson, Gary Player, Tom Watson

Days Lost to Rain

- 1910: Heavy rain caused play to be abandoned on Tuesday 21 June, adding an extra day's play on Friday 24 June.
1936: The Monday qualifying round was washed out, so The Open was rescheduled to be played Thursday to Saturday. Qualifying took place on the Tuesday and Wednesday.
1960: Heavy rain washed out the 4th round on the afternoon of Friday 8 July. The Open was completed the following day on Saturday 9 July.
1961: Heavy rain caused play to be abandoned on Friday 14 July. The Open finished the following day on Saturday 15 July.
1988: Rain washed out the 3rd round on Saturday 16 July. The Open was completed on Monday 18 July.
2014: Two-tee start was used for the 3rd round on Saturday 19 July as the forecasters were predicting thunderstorms for most of that day.
2015: Play was suspended for a period on Friday 17 July because of heavy rain. Play was suspended again on Saturday 18 July because of high winds. The 3rd round was completed on Sunday 19 July and the 4th round on Monday 20 July.
2019: Play brought forward by 45 minutes on Sunday 21 July because of forecasted heavy rain.

Months When The Open Has Been Played

April: 3	October: 8
May: 3	November: 3
June: 32	June & July: 2
July: 80	August & September: 1
September: 18	

Year In Which Caddies First Wore Bibs

1963

Year In Which The Open Logo First Appeared On Caddies' Bibs

1979

Recent Times (Since 2001)

Most Recent Lowest Round By An Open Champion

- 63: 2016, Henrik Stenson, Royal Troon, 4th Round
2019, Shane Lowry, Royal Portrush, 3rd Round
64: 2021, Collin Morikawa, Royal St George's, 2nd round

Most Recent Lowest 1st Round By An Open Champion

- 65: 2010, Louis Oosthuizen, St Andrews
2017, Jordan Spieth, Royal Birkdale

Most Recent Lowest 2nd Round By An Open Champion

- 64: 2021, Collin Morikawa, Royal St George's

Most Recent Lowest 3rd Round By An Open Champion

- 63: 2019, Shane Lowry, Royal Portrush

Most Recent Lowest 4th Round By An Open Champion

- 63: 2016, Henrik Stenson, Royal Troon
66: 2013, Phil Mickelson, Muirfield
2015, Zach Johnson, St Andrews
2021, Collin Morikawa, Royal St George's

Most Recent Highest Round By An Open Champion

- 74: 2013, Phil Mickelson, Muirfield, 2nd Round
2008, Padraig Harrington, Royal Birkdale, 1st Round

Most Recent Highest 1st Round By An Open Champion

- 74: 2008, Padraig Harrington, Royal Birkdale

Most Recent Highest 2nd Round By An Open Champion

- 74: 2013, Phil Mickelson, Muirfield

Most Recent Highest 3rd Round By An Open Champion

- 72: 2013, Phil Mickelson, Muirfield
2008, Padraig Harrington, Royal Birkdale
2002, Ernie Els, Muirfield

Most Recent Highest 4th Round By An Open Champion

- 72: 2019, Shane Lowry, Royal Portrush

Most Recent Top Ten Finish By An Amateur

- 2008: 5th, Chris Wood, Royal Birkdale
2015: 6th (tied), Jordan Niebrugge, St Andrews

Most Recent Brothers To Play In The Open

- Edoardo and Francesco Molinari, 2015, St Andrews



Summary Of Nationalities Of Open Champions

Nationality of Open Champions

Country	Winners
Great Britain & Ireland	39
USA	31
Australia	4
South Africa	4
Republic of Ireland	2
Argentina	1
France	1
Italy	1
New Zealand	1
Spain	1
Sweden	1
Zimbabwe	1

Country	Winners
Scotland	22
England	14
Northern Ireland	3

Argentina: One Winner

Name	Year	Venue	Wins
Roberto de Vicenzo	1967	Royal Liverpool	1

Australia: Four Winners

Name	Year	Venue	Wins
Peter Thomson	1954	Royal Birkdale	5
	1955	St Andrews	
	1956	Royal Liverpool	
	1958	Royal Lytham & St Annes	
	1965	Royal Birkdale	
Greg Norman	1986	Turnberry	2
	1993	Royal St George's	
Kel Nagle	1960	St Andrews	1
Ian Baker-Finch	1991	Royal Birkdale	1

England: 14 Winners

Name	Year	Venue	Wins
Harry Vardon	1896	Muirfield	6
	1898	Prestwick	
	1899	St George's	
	1903	Prestwick	
	1911	Royal St George's	
	1914	Prestwick	
J.H. Taylor	1894	St George's	5
	1895	St Andrews	
	1900	St Andrews	
	1909	Deal	
	1913	Royal Liverpool	
Henry Cotton	1934	Royal St George's	3
	1937	Carnoustie	
	1948	Muirfield	
Nick Faldo	1987	Muirfield	3
	1990	St Andrews	
	1992	Muirfield	
Harold Hilton	1892	Muirfield	2
	1897	Royal Liverpool	
John Ball Jr	1890	Prestwick	1
Ted Ray	1912	Muirfield	1
Arthur Havers	1923	Troon	1
Alf Perry	1935	Muirfield	1
Alf Padgham	1936	Royal Liverpool	1
Reg Whitcombe	1938	Royal St George's	1
Dick Burton	1939	St Andrews	1
Max Faulkner	1951	Portrush	1
Tony Jacklin	1969	Royal Lytham & St Annes	1

France: One Winner

Name	Year	Venue	Wins
Arnaud Massy	1907	Royal Liverpool	1

Italy: One Winner

Name	Year	Venue	Wins
Francesco Molinari	2018	Carnoustie	1

New Zealand: One Winner

Name	Year	Venue	Wins
Bob Charles	1963	Royal Lytham & St Annes	1

Northern Ireland: Three Winners

Name	Year	Venue	Wins
Fred Daly	1947	Royal Liverpool	1
Darren Clarke	2011	Royal St George's	1
Rory McIlroy	2014	Royal Liverpool	1

Republic of Ireland: Two Winners

Name	Year	Venue	Wins
Padraig Harrington	2007	Carnoustie	2
	2008	Royal Birkdale	
Shane Lowry	2019	Royal Portrush	1

Scotland: 22 Winners

Name	Year	Venue	Wins
James Braid	1901	Muirfield	5
	1905	St Andrews	
	1906	Muirfield	
	1908	Prestwick	
Willie Park Sr	1910	St Andrews	4
	1860	Prestwick	
	1863	Prestwick	
	1866	Prestwick	
Tom Morris Sr	1875	Prestwick	4
	1861	Prestwick	
	1862	Prestwick	
	1864	Prestwick	
Tom Morris Jr	1867	Prestwick	4
	1868	Prestwick	
	1869	Prestwick	
	1870	Prestwick	
Jamie Anderson	1872	Prestwick	3
	1877	Musselburgh	
	1878	Prestwick	
Bob Ferguson	1879	St Andrews	3
	1880	Musselburgh	
	1881	Prestwick	
Bob Martin	1882	St Andrews	2
	1876	St Andrews	
	1885	St Andrews	
Willie Park Jr	1887	Prestwick	2
	1889	Musselburgh	
Andrew Strath	1865	Prestwick	1
Tom Kidd	1873	St Andrews	1
Mungo Park	1874	Musselburgh	1
Willie Fernie	1883	Musselburgh	1
Jack Simpson	1884	Prestwick	1
David Brown	1886	Musselburgh	1
Jack Burns	1888	St Andrews	1
Hugh Kirkaldy	1891	St Andrews	1
Willie Auchterlonie	1893	Prestwick	1
Sandy Herd	1902	Royal Liverpool	1
Jack White	1904	Royal St George's	1
George Duncan	1920	Deal	1
Sandy Lyle	1985	Royal St George's	1
Paul Lawrie	1999	Carnoustie	1

South Africa: Four Winners

Name	Year	Venue	Wins
Bobby Locke	1949	Royal St George's	4
	1950	Troon	
	1952	Royal Lytham & St Annes	
	1957	St Andrews	
Gary Player	1959	Muirfield	3
	1968	Carnoustie	
	1974	Royal Lytham & St Annes	
Ernie Els	2002	Muirfield	2
	2012	Royal Lytham & St Annes	
Louis Oosthuizen	2010	St Andrews	1

Spain: One Winner

Name	Year	Venue	Wins
Seve Ballesteros	1979	Royal Lytham & St Annes	3
	1984	St Andrews	
	1988	Royal Lytham & St Annes	

Sweden: One Winner

Name	Year	Venue	Wins
Henrik Stenson	2016	Royal Troon	1

USA: 31 Winners

Name	Year	Venue	Wins
Tom Watson	1975	Carnoustie	5
	1977	Turnberry	
	1980	Muirfield	
	1982	Royal Troon	
	1983	Royal Birkdale	
Walter Hagen	1922	Royal St George's	4
	1924	Royal Liverpool	
	1928	Royal St George's	
	1929	Muirfield	
Bobby Jones	1926	Royal Lytham & St Annes	3
	1927	St Andrews	
	1930	Royal Liverpool	
Jack Nicklaus	1966	Muirfield	3
	1970	St Andrews	
	1978	St Andrews	
Tiger Woods	2000	St Andrews	3
	2005	St Andrews	
	2006	Royal Liverpool	
Arnold Palmer	1961	Royal Birkdale	2
	1962	Troon	
Lee Trevino	1971	Royal Birkdale	2
	1972	Muirfield	
	1972	St Andrews	
Jock Hutchison	1921	St Andrews	1
Jim Barnes	1925	Prestwick	1
Tommy Armour	1931	Carnoustie	1
Gene Sarazen	1932	Princes	1
Denny Shute	1933	St Andrews	1
Sam Snead	1946	St Andrews	1
Ben Hogan	1953	Carnoustie	1
Tony Lema	1964	St Andrews	1
Tom Weiskopf	1973	Troon	1
Johnny Miller	1976	Royal Birkdale	1
Bill Rogers	1981	Royal St George's	1
Mark Calcavecchia	1989	Royal Troon	1
John Daly	1995	St Andrews	1
Tom Lehman	1996	Royal Lytham & St Annes	1
Justin Leonard	1997	Royal Troon	1
Mark O'Meara	1998	Royal Birkdale	1
David Duval	2001	Royal Lytham & St Annes	1
Ben Curtis	2003	Royal St George's	1
Todd Hamilton	2004	Royal Troon	1
Stewart Cink	2009	Turnberry	1
Phil Mickelson	2013	Muirfield	1
Zach Johnson	2015	St Andrews	1
Jordan Spieth	2017	Royal Birkdale	1
Collin Morikawa	2021	Royal St George's	1

Open Winners Born In The UK But Naturalised American Citizens When They Won

Name	Year	Venue	Wins
Jock Hutchison (Scotland)	1921	St Andrews	1
Jim Barnes (England)	1925	Prestwick	1
Tommy Armour (Scotland)	1931	Carnoustie	1

Zimbabwe: One Winner

Name	Year	Venue	Wins
Nick Price	1994	Turnberry	1



Scoring Records

Lowest Winning Total By A Champion

264: Henrik Stenson, Royal Troon 2016 – 68, 65, 68, 63

Lowest Total By A Runner-Up

267: Phil Mickelson, Royal Troon, 2016 – 63, 69, 70, 65
Jordan Spieth, Royal St George's, 2021 – 65, 67, 69, 66

Lowest Total By An Amateur

277: Jordan Niebrugge, St Andrews, 2015 – 67, 73, 67, 70

Lowest Opening Round By A Champion

65: Louis Oosthuizen, St Andrews, 2010
Jordan Spieth, Royal Birkdale, 2017

Lowest Second Round By A Champion

63: Greg Norman, Turnberry, 1986

Lowest Third Round By A Champion

63: Shane Lowry, Royal Portrush, 2019

Lowest Final Round By A Champion

63: Henrik Stenson, Royal Troon, 2016

First Champion To Score Under 70 By Round Since 1892

All Current Courses

Round	Score	Name	Course	Year
1 st	68	Bobby Jones	St Andrews	1927
2 nd	67	Walter Hagen	Muirfield	1929
3 rd	67	Alf Perry	Muirfield	1935
4 th	69	Jack White	Royal St George's	1904

Lowest Score Over The First 54 Holes

197: Shane Lowry, Royal Portrush, 2019 – 67, 67, 63
198: Tom Lehman, Royal Lytham & St Annes, 1996 – 67, 67, 64
Louis Oosthuizen, Royal St George's, 2021 – 64, 65, 69

Lowest Score Over The Final 54 Holes

196: Henrik Stenson, Royal Troon, 2016 – 65, 68, 63
198: Collin Morikawa, Royal St George's 2021 – 64, 68, 66
Jon Rahm, Royal St George's 2021 – 64, 68, 66

Lowest Score Over The First 36 Holes

129: Louis Oosthuizen, Royal St George's, 2021 – 64, 65

Lowest Score Over The Middle 36 Holes

130: Fuzzy Zoeller, Turnberry, 1994 – 66, 64
Shane Lowry, Royal Portrush, 2019 – 67, 63

Lowest Score Over The Final 36 Holes

130: Tom Watson, Turnberry, 1977 – 65, 65
Ian Baker-Finch, Royal Birkdale, 1991 – 64, 66
Anders Forsbrand, Turnberry, 1994 – 66, 64
Marc Leishman, St Andrews, 2015 – 64, 66

Lowest Individual Round

62: Branden Grace, 3rd round, Royal Birkdale, 2017
63: Mark Hayes, 2nd round, Turnberry, 1977
Isao Aoki, 3rd round, Muirfield, 1980
Greg Norman, 2nd round, Turnberry, 1986
Paul Broadhurst, 3rd round, St Andrews, 1990
Jodie Mudd, 4th round, Royal Birkdale, 1991
Nick Faldo, 2nd round, Royal St George's, 1993
Payne Stewart, 4th round, Royal St George's, 1993
Rory McIlroy, 1st round, St Andrews, 2010
Phil Mickelson, 1st round, Royal Troon, 2016
Henrik Stenson, 4th round, Royal Troon, 2016
Haotong Li, 4th round, Royal Birkdale, 2017
Shane Lowry, 3rd round, Royal Portrush, 2019

Lowest First Round

63: Rory McIlroy, St Andrews, 2010
Phil Mickelson, Royal Troon, 2016

Lowest Second Round

63: Mark Hayes, Turnberry, 1977
Greg Norman, Turnberry, 1986
Nick Faldo, Royal St George's, 1993

Lowest Third Round

62: Branden Grace, Royal Birkdale, 2017

Lowest Fourth Round

63: Jodie Mudd, Royal Birkdale, 1991
Payne Stewart, Royal St George's, 1993
Henrik Stenson, Royal Troon, 2016
Haotong Li, Royal Birkdale, 2017

Lowest Individual Round By An Amateur

65: Tom Lewis, 1st round, Royal St George's, 2011
Matthias Schmid, 2nd round, Royal St George's, 2021

Lowest Winning Total In Relation To Par Since 1963

20 under par: Henrik Stenson, Royal Troon, 2016 (264)
19 under par: Tiger Woods, St Andrews, 2000 (269)
18 under par: Nick Faldo, St Andrews, 1990 (270)
Tiger Woods, Royal Liverpool, 2006 (270)
17 under par: Rory McIlroy, Royal Liverpool, 2014 (271)
16 under par: Louis Oosthuizen, St Andrews, 2010 (272)

Lowest Record For Nine Holes

28: Denis Durnian, first nine, Royal Birkdale, 1983, 2nd round
 29: Tom Haliburton, first nine, Royal Lytham & St Annes, 1963, 1st round
 Peter Thomson, first nine, Royal Lytham & St Annes, 1963, 1st round
 Tony Jacklin, first nine, St Andrews, 1970, 1st round
 Bill Longmuir, first nine, Royal Lytham & St Annes, 1979, 1st round
 David J. Russell, first nine, Royal Lytham & St Annes, 1988, 3rd round
 Ian Baker-Finch, first nine, St Andrews, 1990, 3rd round
 Paul Broadhurst, first nine, St Andrews, 1990, 3rd round
 Ian Baker-Finch, first nine, Royal Birkdale, 1991, 4th round
 Paul McGinley, first nine, Royal Lytham & St Annes, 1996, 2nd round
 Ernie Els, first nine, Muirfield, 2002, 2nd round
 Sergio Garcia, first nine, Royal Liverpool, 2006, 3rd round
 David Lingmerth, first nine, St Andrews, 2015, 1st round
 Matt Kuchar, first nine, Royal Birkdale, 2017, 1st round
 Branden Grace, first nine, Royal Birkdale, 2017, 3rd round
 Ryan Fox, back nine, Royal Portrush, 2019, 1st round

Lowest Record for the Front Nine Holes

28: Denis Durnian, Royal Birkdale, 1983, 2nd round

Lowest Record for the Back Nine Holes

29: Ryan Fox, Royal Portrush, 2019, 1st round
 30: Eric Brown, Royal Lytham & St Annes, 1958, 3rd round
 Tsuneyuki Nakajima, Turnberry, 1986, 2nd round
 Ross Drummond, Muirfield, 1987, 2nd round
 Mark Brooks, Turnberry, 1994, 4th round
 Phil Mickelson, St Andrews, 2000, 2nd round
 Stuart Appleby, Muirfield, 2002, 4th round
 Kenichi Kuboya, Turnberry, 2009, 1st round
 Rory McIlroy, St Andrews, 2010, 1st round
 Justin Rose, Carnoustie, 2018, 3rd round
 Shane Lowry, Royal Portrush, 2019, 3rd round
 Emiliano Grillo, Royal St George's, 2nd round
 Harris English, Royal St George's, 2nd round

Total Record Low Score 1892 Onwards

Including those who tied the record, shown in *italic*

Year	Record Score	Record Holders	Venue
1892	305	Harold Hilton (A)	Muirfield
1903	300	Harry Vardon	Prestwick
1904	296	Jack White	Royal St George's
1908	291	James Braid	Prestwick
1926	291	<i>Bobby Jones (A)</i>	<i>Royal Lytham & St Annes</i>
1927	285	Bobby Jones (A)	St Andrews
1932	283	Gene Sarazen	Prince's
1934	283	<i>Henry Cotton</i>	<i>Royal St George's</i>
1935	283	<i>Alf Perry</i>	<i>Muirfield</i>
1949	283	<i>Bobby Locke & Harry Bradshaw</i>	<i>Royal St George's</i>
1950	279	Bobby Locke	Troon
1957	279	<i>Bobby Locke</i>	<i>St Andrews</i>
1958	278	Peter Thomson & Dave Thomas	Royal Lytham & St Annes
1960	278	<i>Kel Nagle</i>	<i>St Andrews</i>
1962	276	Arnold Palmer	Troon
1973	276	<i>Tom Weiskopf</i>	<i>Troon</i>
1977	268	Tom Watson	Turnberry
1993	267	Greg Norman	Royal St George's
2016	264	Henrik Stenson	Royal Troon

First Players To Break 70 At Current Courses

Round	Score	Name	Year	Venue
1 st	68	Walter Hagen	1926	Royal Lytham & St Annes
2 nd	69	G.R. Buckle	1927	St Andrews
3 rd	69	James Braid	1904	Royal St George's
4 th	68	J.H. Taylor	1904	Royal St George's
	69	Jack White		

Most Consecutive Rounds Under 70

7: Ernie Els, 1st round 1993 to 3rd round 1994
 6: Nick Price, 3rd round 1993 to 4th round 1994
 Henrik Stenson, 4th round 2015 to 1st round 2017

The Open With The Fewest Rounds Under 70 Since 1946

2: St Andrews, 1946
 Royal Liverpool, 1947
 Carnoustie, 1968

The Open Which Provided The Greatest Number Of Rounds Under 70 Since 1946

Royal St George's, 2021: 169 rounds

Greatest Number Of 1st Rounds Under 70 Since 1946

Turnberry 2009: 50 rounds

Greatest Number Of 2nd Rounds Under 70 Since 1946

Royal St George's, 2021: 63 rounds

Greatest Number Of 3rd Rounds Under 70 Since 1946

Royal Birkdale, 2017: 43 rounds

Greatest Number Of 4th Rounds Under 70 Since 1946

Royal Birkdale 1991: 36 rounds

Muirfield 2002: 36 rounds



Competitors Who Failed To Win The Open Despite Carding Four Rounds Under 70

Ernie Els, 1993, Royal St George's: 68, 69, 69, 68
 Jesper Parnevik, 1994, Turnberry: 68, 66, 68, 67
 Ernie Els, 2004, Royal Troon: 69, 69, 68, 68
 Rickie Fowler, 2014, Royal Liverpool: 69, 69, 68, 67
 Jordan Spieth, 2021, Royal St George's: 65, 67, 69, 66
 Mackenzie Hughes, 2021, Royal St George's: 66, 69, 68, 69

Competitors With The Most Finishes Under Par From 1963

15: Ernie Els
 14: Jack Nicklaus
 Nick Faldo
 13: Tom Watson

Competitors Who Have Recorded The Most Rounds Under Par From 1963

59: Jack Nicklaus
 54: Nick Faldo
 53: Ernie Els

Competitors Who Have Recorded The Most Rounds Under 70

42: Ernie Els
 37: Nick Faldo
 33: Jack Nicklaus
 30: Tom Watson
 28: Sergio Garcia
 27: Mark Calcavecchia
 26: Greg Norman, Darren Clarke, Vijay Singh, Tiger Woods,
 25: Nick Price
 23: Mark O'Meara, Bernhard Langer
 22: Phil Mickelson
 21: Lee Trevino, Seve Ballesteros

Greatest Variation Between Two Rounds From 1892

22 strokes: Fred Fitzjohn, 1892, 1st round 105, third round 83
 Robin Davenport, 1966, 1st round 94, second round 72
 21 strokes: J B Holmes, 2019, 1st round 66, fourth round 87
 20 strokes: R.G. French, 1938, 2nd round 71, third round 91
 Colin Montgomerie, 2002, 2nd round 64, third round 84
 19 strokes: John Fallon, 1938, 1st round 70, fourth round 89
 R.G. French, 1938, 1st round 72, third round 91
 R.H. Pemberton, 1938, 2nd round 72, third round 91
 18 strokes: Albert S. Tingey Jr, 1923, 1st round 94, second round 76
 John Pennink, 1938, 2nd round 72, fourth round 90
 Cyril Tolley, 1938, 2nd round 68, fourth round 86
 Hector Thomson, 1938, 2nd round 71, fourth round 89
 Cyril Tolley, 1938, 2nd round 68, third round 86
 Billy Horschel, 2016, 1st round 67, second round 85
 J B Holmes, 2019, 3rd round 69, fourth round 87
 17 strokes: Ben Campbell, 1893, 1st round 89, second round 106
 William Oke, 1922, 1st round 91, fourth round 74
 R.H. Pemberton, 1938, 1st round 74, third round 91
 Bill Longmuir, 1979, 1st round 65, fourth round 82
 Jack Nicklaus, 1981, 1st round 83, second round 66
 Ian Baker-Finch, 1986, 1st round 86, second round 69
 Rory McIlroy, 2010, 1st round 63, second round 80

Greatest Variation in Scores Between Two Successive Rounds from 1892

22 strokes: Robin Davenport, 1966, 1st round 94, second round 72
 20 strokes: R.G. French, 1938, 2nd round 71, third round 91
 Colin Montgomerie, 2002, 2nd round 64, third round 84
 19 strokes: R.H. Pemberton, 1938, 2nd round 72, third round 91
 18 strokes: Albert S. Tingey Jr, 1923, 1st round 94, second round 76
 Cyril Tolley, 1938, 2nd round 68, third round 86
 Billy Horschel, 2016, 1st round 67, second round 85
 J B Holmes, 2019, 3rd round 69, fourth round 87
 17 strokes: Ben Campbell, 1893, 1st round 89, second round 106
 Jack Nicklaus, 1981, 1st round 83, second round 66
 Ian Baker-Finch, 1986, 1st round 86, second round 69
 Rory McIlroy, 2010, 1st round 63, second round 80

Lowest Winning Scores since 1946

Final Score	Name	Year	Venue
264	Henrik Stenson	2016	Royal Troon
265	Collin Morikawa	2021	Royal St George's
267	Greg Norman	1993	Royal St George's
268	Tom Watson	1977	Turnberry
	Nick Price	1994	Turnberry
	Jordan Spieth	2017	Royal Birkdale
269	Tiger Woods	2000	St Andrews
	Shane Lowry	2019	Royal Portrush
270	Nick Faldo	1990	St Andrews
	Tiger Woods	2006	Royal Liverpool
271	Tom Watson	1980	Muirfield
	Tom Lehman	1996	Royal Lytham & St Annes
	Rory McIlroy	2014	Royal Liverpool
272	Ian Baker-Finch	1991	Royal Birkdale
	Nick Faldo	1992	Muirfield
	Justin Leonard	1997	Troon
	Louis Oosthuizen	2010	St Andrews
273	Seve Ballesteros	1988	Royal Lytham & St Annes
	Ernie Els	2012	Royal Lytham & St Annes
	Zach Johnson	2015	St Andrews
274	David Duval	2001	Royal Lytham & St Annes
	Todd Hamilton	2004	Troon
	Tiger Woods	2005	St Andrews
275	Tom Watson	1983	Royal Birkdale
	Mark Calcavecchia	1989	Troon
	Darren Clarke	2011	Royal St George's
276	Arnold Palmer	1962	Troon
	Tom Weiskopf	1973	Troon
	Bill Rogers	1981	Royal St George's
	Seve Ballesteros	1984	St Andrews
	Francesco Molinari	2018	Carnoustie
277	Bob Charles	1963	Royal Lytham & St Annes
	Padraig Harrington	2007	Carnoustie
278	Peter Thomson	1958	Royal Lytham & St Annes
	Kel Nagle	1960	St Andrews
	Roberto de Vicenzo	1967	Royal Liverpool
	Lee Trevino	1971	Royal Birkdale
	Lee Trevino	1972	Muirfield
	Ernie Els	2002	Muirfield
	Stewart Cink	2009	Turnberry
279	Bobby Locke	1950	Troon
	Bobby Locke	1957	St Andrews
	Tony Lema	1964	St Andrews
	Tom Watson	1975	Carnoustie
	Johnny Miller	1976	Royal Birkdale
	Nick Faldo	1987	Muirfield

Lowest Winning Scores since 1946

Final Score	Name	Year	Venue
280	Tony Jacklin	1969	Royal Lytham & St Annes
	Greg Norman	1986	Turnberry
	Mark O'Meara	1998	Royal Birkdale
281	Peter Thomson	1955	St Andrews
	Jack Nicklaus	1978	St Andrews
282	Phil Mickelson	2013	Muirfield
	Ben Hogan	1953	Carnoustie
	Jack Nicklaus	1966	Muirfield
	Gary Player	1974	Royal Lytham & St Annes
	Sandy Lyle	1985	Royal St George's
283	John Daly	1995	St Andrews
	Bobby Locke	1949	Royal St George's
	Peter Thomson	1954	Royal Birkdale
	Jack Nicklaus	1970	St Andrews
	Seve Ballesteros	1979	Royal Lytham & St Annes
	Ben Curtis	2003	Royal St George's
284	Padraig Harrington	2008	Royal Birkdale
	Henry Cotton	1948	Muirfield
	Gary Player	1959	Muirfield
	Arnold Palmer	1961	Royal Birkdale
285	Tom Watson	1982	Troon
	Max Faulkner	1951	Royal Portrush
	Peter Thomson	1965	Royal Birkdale
286	Peter Thomson	1956	Royal Liverpool
287	Bobby Locke	1952	Royal Lytham & St Annes
289	Gary Player	1968	Carnoustie
290	Sam Snead	1946	St Andrews
293	Paul Lawrie	1999	Carnoustie
	Fred Daly	1947	Royal Liverpool

Winning Scores Relative to Par by Year

Year	Name	R1	R2	R3	R4	Total Score	Total Score Relative to Par
1963	Bob Charles	68	72	66	71	277	-3
1964	Tony Lema	73	68	68	70	279	-9
1965	Peter Thomson	74	68	72	71	285	-7
1966	Jack Nicklaus	70	67	75	70	282	-2
1967	Roberto de Vicenzo	70	71	67	70	278	-10
1968	Gary Player	74	71	71	73	289	1
1969	Tony Jacklin	68	70	70	72	280	-4
1970	Jack Nicklaus	68	69	73	73	283	-5
1971	Lee Trevino	69	70	69	70	278	-14
1972	Lee Trevino	71	70	66	71	278	-6
1973	Tom Weiskopf	68	67	71	70	276	-12
1974	Gary Player	69	68	75	70	282	-2
1975	Tom Watson	71	67	69	72	279	-9
1976	Johnny Miller	72	68	73	66	279	-9
1977	Tom Watson	68	70	65	65	268	-12
1978	Jack Nicklaus	71	72	69	69	281	-7
1979	Seve Ballesteros	73	65	75	70	283	-1
1980	Tom Watson	68	70	64	69	271	-13
1981	Bill Rogers	72	66	67	71	276	-4
1982	Tom Watson	69	71	74	70	284	-4
1983	Tom Watson	67	68	70	70	275	-9
1984	Seve Ballesteros	69	68	70	69	276	-12
1985	Sandy Lyle	68	71	73	70	282	2
1986	Greg Norman	74	63	74	69	280	0
1987	Nick Faldo	68	69	71	71	279	-5
1988	Seve Ballesteros	67	71	70	65	273	-11
1989	Mark Calcavecchia	71	68	68	68	275	-13
1990	Nick Faldo	67	65	67	71	270	-18
1991	Ian Baker-Finch	71	71	64	66	272	-8
1992	Nick Faldo	66	64	69	73	272	-12
1993	Greg Norman	66	68	69	64	267	-13
1994	Nick Price	69	66	67	66	268	-12
1995	John Daly	67	71	73	71	282	-6
1996	Tom Lehman	67	67	64	73	271	-13
1997	Justin Leonard	69	66	72	65	272	-12
1998	Mark O'Meara	72	68	72	68	280	0
1999	Paul Lawrie	73	74	76	67	290	6
2000	Tiger Woods	67	66	67	69	269	-19
2001	David Duval	69	73	65	67	274	-10
2002	Ernie Els	70	66	72	70	278	-6
2003	Ben Curtis	72	72	70	69	283	-1
2004	Todd Hamilton	71	67	67	69	274	-10
2005	Tiger Woods	66	67	71	70	274	-14
2006	Tiger Woods	67	65	71	67	270	-18
2007	Padraig Harrington	69	73	68	67	277	-7
2008	Padraig Harrington	74	68	72	69	283	3
2009	Stewart Cink	66	72	71	69	278	-2
2010	Louis Oosthuizen	65	67	69	71	272	-16
2011	Darren Clarke	68	68	69	70	275	-5
2012	Ernie Els	67	70	68	68	273	-7
2013	Phil Mickelson	69	74	72	66	281	-3
2014	Rory McIlroy	66	66	68	71	271	-17
2015	Zach Johnson	66	71	70	66	273	-15
2016	Henrik Stenson	68	65	68	63	264	-20
2017	Jordan Spieth	65	69	65	69	268	-12
2018	Francesco Molinari	70	72	65	69	276	-8
2019	Shane Lowry	67	67	63	72	269	-15
2021	Collin Morikawa	67	64	68	66	265	-15



Cut Against Par – All Courses 2021-1963

Year	Par	Cut	Difference
2021	140	141	+1
2019	142	143	+1
2018	142	145	+3
2017	140	145	+5
2016	142	146	+4
2015	144	144	0
2014	144	146	+2
2013	142	150	+8
2012	140	143	+3
2011	140	143	+3
2010	144	146	+2
2009	140	144	+4
2008	140	149	+9
2007	142	146	+4
2006	144	143	-1
2005	144	145	+1
2004	142	145	+3
2003	142	150	+8
2002	142	144	+2
2001	142	144	+2
2000	144	144	0
1999	142	154	+12
1998	140	146	+6
1997	142	147	+5
1996	142	143	+1
1995	144	148	+4
1994	140	143	+3
1993	140	143	+3
1992	142	143	+1
1991	140	148	+8
1990	144	143	-1
1989	144	146	+2
1988	142	148	+6
1987	142	146	+4
1986	140	151	+11
1985	140	149	+9
1984	144	148	+4
1983	142	146	+4
1982	144	152	+8
1981	140	150	+10
1980	142	149	+7
1979	142	152	+10
1978	144	148	+4
1977	140	150	+10
1976	144	152	+8
1975	144	149	+5
1974	142	156	+14
1973	144	152	+8
1972	142	152	+10
1971	146	151	+5
1970	144	149	+5
1969	142	151	+9
1968	144	155	+11
1967	144	149	+5
1966	142	150	+8
1965	146	149	+3
1964	144	153	+9
1963	140	149	+9

Lowest Cut – All Courses 1898-2021

Year	Cut	No. Who Advanced
2021	141	77
1990	143	72
1992	143	75
1993	143	78
1994	143	81
1996	143	77
2006	143	71
2011	143	71
2012	143	83
2019	143	73
2000	144	74
2001	144	70
2002	144	83
2009	144	73
2015	144	80
2004	145	73
2017	145	77
2018	145	79
2005	145	80
1983	146	83
1987	146	78
1989	146	80
1998	146	81
2007	146	70
2010	146	77
2014	146	72
2016	146	81
1949	147	31
1958	147	40
1997	147	70
1938	148	37
1948	148	36
1950	148	35
1955	148	49
1957	148	46
1959	148	48
1978	148	80
1984	148	94
1988	148	71
1991	148	113
1995	148	103
1960	149	47
1963	149	47
1965	149	50
1967	149	58
1970	149	80
1975	149	86
1980	149	87
1985	149	86
2008	149	83
1939	150	34
1966	150	64
1977	150	87
1981	150	83
2003	150	75
2013	150	84
1952	151	46
1954	151	50
1969	151	73
1971	151	82

Lowest Cut – All Courses 1898-2021

Year	Cut	No. Who Advanced
1986	151	77
1933	152	61
1962	152	39
1972	152	88
1973	152	84
1976	152	84
1979	152	82
1982	152	87
1934	153	69
1935	153	62
1937	153	47
1956	153	49
1961	153	48
1964	153	45
1927	154	54
1932	154	64
1951	154	46
1953	154	49
1999	154	73
1968	155	70
1936	156	62
1946	156	38
1947	156	39
1974	156	82
1929	157	64
1926	158	52
1930	158	61
1928	159	52
1931	159	66
1910	161	64
1911	162	69
1906	163	72
1902	168	45
1904	168	52
1903	169	59
1898	170	43
1905	172	45
1900	175	46
1901	175	38
1899	176	42

Scoring Records By Decade

Lowest Round Scores 1892-1899

Lowest Overall Score 1892-1899

72: Harold Hilton (A), 1892 Muirfield, 3rd Round
Sandy Herd, 1896 Muirfield, 1st Round

Lowest 1st Round Score 1892-1899

72: Sandy Herd, 1896 Muirfield

Lowest 2nd Round Score 1892-1899

74: James Braid, 1897 Royal Liverpool

Lowest 3rd Round Score 1892-1899

72: Harold Hilton (A), 1892 Muirfield

Lowest 4th Round Score 1892-1899

74: Harold Hilton (A), 1892 Muirfield

Highest Round Scores 1892-1899

Highest Overall Score 1892-1899

130: John Hughes, 1894 St George's, 2nd Round

Highest 1st Round Score 1892-1899

114: John Hughes, 1894 St George's

Highest 2nd Round Score 1892-1899

130: John Hughes, 1894 St George's

Highest 3rd Round Score 1892-1899

105: Tom Morris Sr, 1896 Muirfield

Highest 4th Round Score 1892-1899

99: David Anderson, 1893 Prestwick
Ernest Lehmann (A), 1894 St George's
Bruce Goff (A), 1894 St George's

Lowest Round Scores 1900-1909

Lowest Overall Score 1900-1909

68: J.H. Taylor, 1904 Royal St George's, 4th Round
Ernest Gray, 1908 Prestwick, 1st Round

Lowest 1st Round Score 1900-1909

68: Ernest Gray, 1908 Prestwick

Lowest 2nd Round Score 1900-1909

71: Ted Ray, 1908 Prestwick
James Sherlock, 1904 Royal St George's

Lowest 3rd Round Score 1900-1909

69: James Braid, 1904 Royal St George's

Lowest 4th Round Score 1900-1909

68: J.H. Taylor, 1904 Royal St George's

Highest Round Scores 1900-1909

Highest Overall Score 1900-1909

101: John Wilson, 1900 St Andrews, 1st Round
J.S. Caird, 1901 Muirfield, 1st Round
B. Smith (A), 1904 Royal St George's, 1st Round
J. Walker, 1904 Royal St George's, 1st Round

Highest 1st Round Score 1900-1909

101: John Wilson, 1900 St Andrews
J.S. Caird, 1901 Muirfield
B. Smith, 1904 Royal St George's
J. Walker, 1904 Royal St George's

Highest 2nd Round Score 1900-1909

97: J. McAvoy (A), 1903 Prestwick

Highest 3rd Round Score 1900-1909

94: J. Johnston, 1905 St Andrews

Highest 4th Round Score 1900-1909

95: Tom Yeoman, 1900 St Andrews



Lowest Round Scores 1910-1914

Lowest Overall Score 1910-1914

- 71: Willie Smith, 1910 St Andrews, 2nd Round
George Duncan, 1910 St Andrews, 3rd Round
Edward Blackwell (A), 1911 Royal St George's, 1st Round
George Duncan, 1911 Royal St George's, 2nd Round
James Braid, 1912 Muirfield, 2nd Round
Ted Ray, 1912 Muirfield, 1st Round
Harry Vardon, 1912 Muirfield, 4th Round

Lowest 1st Round Score 1910-1914

- 71: Edward Blackwell (A), 1911 Royal St George's
Ted Ray, 1912 Muirfield

Lowest 2nd Round Score 1910-1914

- 71: Willie Smith, 1910 St Andrews
George Duncan, 1911 Royal St George's
James Braid, 1912 Muirfield

Lowest 3rd Round Score 1910-1914

- 71: George Duncan, 1910 St Andrews

Lowest 4th Round Score 1910-1914

- 71: Harry Vardon, 1912 Muirfield

Highest Round Scores 1910-1914

Highest Overall Score 1910-1914

- 107: A.H. Molesworth, 1911 Royal St George's, 1st Round

Highest 1st Round Score 1910-1914

- 107: A.H. Molesworth, 1911 Royal St George's

Highest 2nd Round Score 1910-1914

- 97: B. Jeffrey, 1914 Prestwick

Highest 3rd Round Score 1910-1914

- 93: C. Ralph Smith, 1913 Royal Liverpool

Highest 4th Round Score 1910-1914

- 92: Harry Fernie, 1914 Prestwick

Lowest Round Scores 1920-1929

Lowest Overall Score 1920-1929

- 67: Walter Hagen, 1929 Muirfield, 2nd Round

Lowest 1st Round Score 1920-1929

- 68: Walter Hagen, 1926 Royal Lytham & St Annes
Bobby Jones (A), 1927 St Andrews

Lowest 2nd Round Score 1920-1929

- 67: Walter Hagen, 1929 Muirfield

Lowest 3rd Round Score 1920-1929

- 69: Joe Kirkwood, 1923 Troon
Macdonald Smith, 1923 Troon
Al Watrous, 1926 Royal Lytham & St Annes
Fred Robson, 1927 St Andrews

Lowest 4th Round Score 1920-1929

- 69: George Duncan, 1922 Royal St George's

Highest Round Scores 1920-1929

Highest Overall Score 1920-1929

- 94: Albert S. Tingey Jr, 1923 Troon, 1st Round
Charles White, 1925 Prestwick, 3rd Round

Highest 1st Round Score 1920-1929

- 94: Albert S. Tingey Jr, 1923 Troon

Highest 2nd Round Score 1920-1929

- 91: Robert McKenzie, 1920 Royal Cinque Ports
Jack B. Ross, 1920 Royal Cinque Ports

Highest 3rd Round Score 1920-1929

- 94: Charles White, 1925 Prestwick

Highest 4th Round Score 1920-1929

- 93: Robert McKenzie, 1920 Royal Cinque Ports

Lowest Round Scores 1930-1939

Lowest Overall Score 1930-1939

- 65: Henry Cotton, 1934 Royal St George's, 2nd Round

Lowest 1st Round Score 1930-1939

- 67: Henry Cotton, 1934 Royal St George's

Lowest 2nd Round Score 1930-1939

- 65: Henry Cotton, 1934 Royal St George's

Lowest 3rd Round Score 1930-1939

- 67: Alf Perry, 1935 Muirfield

Lowest 4th Round Score 1930-1939

- 69: Lawson Little, 1935 Muirfield
Marcel Dallemagne, 1936 Royal Liverpool

Highest Round Scores 1930-1939

Highest Overall Score 1930-1939

- 92: James McDowall, 1930 Royal Liverpool, 1st Round
Tom Walker Jr, 1931 Carnoustie, 2nd Round
C.A. Winks, 1936 Royal Liverpool, 1st Round

Highest 1st Round Score 1930-1939

- 92: James McDowall, 1930 Royal Liverpool
C.A. Winks, 1936 Royal Liverpool

Highest 2nd Round Score 1930-1939

- 92: Tom Walker Jr, 1931 Carnoustie

Highest 3rd Round Score 1930-1939

- 91: R.G. French, 1938 Royal St George's
R.H. Pemberton, 1938 Royal St George's

Highest 4th Round Score 1930-1939

- 90: John Pennink (A), 1938 Royal St George's

Lowest Round Scores 1946-1949

Lowest Overall Score 1946-1949

- 66: Henry Cotton, 1948 Muirfield, 2nd Round

Lowest 1st Round Score 1946-1949

- 67: Jimmy Adams, 1949 Royal St George's

Lowest 2nd Round Score 1946-1949

- 66: Henry Cotton, 1948 Muirfield

Lowest 3rd Round Score 1946-1949

- 68: Harry Bradshaw, 1949 Royal St George's
Bobby Locke, 1949 Royal St George's

Lowest 4th Round Score 1946-1949

- 67: Ken Bousfield, 1949 Royal St George's

Highest Round Scores 1946-1949

Highest Overall Score 1946-1949

- 90: A.W. Sanders, 1946 St Andrews, 1st Round

Highest 1st Round Score 1946-1949

- 90: A.W. Sanders, 1946 St Andrews

Highest 2nd Round Score 1946-1949

- 86: W.C.A. Hancock, 1946 St Andrews
A.G. Harrison, 1946 St Andrews
C.A. Winks, 1946 St Andrews

Highest 3rd Round Score 1946-1949

- 87: Fred Bullock, 1946 St Andrews
J.M. Urry (A), 1946 St Andrews
D. McEwan, 1947 Royal Liverpool

Highest 4th Round Score 1946-1949

- 89: T. Gardner, 1947 Royal Liverpool

Lowest Round Scores 1950-1959

Lowest Overall Score 1950-1959

- 65: Leopoldo Ruiz, 1958 Royal Lytham & St Annes, 2nd Round
Eric Brown, 1958 Royal Lytham & St Annes, 3rd Round

Lowest 1st Round Score 1950-1959

- 66: Peter Thomson, 1958 Royal Lytham & St Annes

Lowest 2nd Round Score 1950-1959

- 65: Leopoldo Ruiz, 1958 Royal Lytham & St Annes

Lowest 3rd Round Score 1950-1959

- 65: Eric Brown, 1958 Royal Lytham & St Annes

Lowest 4th Round Score 1950-1959

- 66: Fred Daly, 1950 Troon
Frank Stranahan (A), 1950 Troon

Highest Round Scores 1950-1959

Highest Overall Score 1950-1959

- 93: Vicomte De Saint-Saveur (A), 1953 Carnoustie, 1st Round

Highest 1st Round Score 1950-1959

- 93: Vicomte De Saint-Saveur (A), 1953 Carnoustie

Highest 2nd Round Score 1950-1959

- 88: Norman Drew (A), 1951 Royal Portrush

Highest 3rd Round Score 1950-1959

- 87: John Burton, 1953 Carnoustie

Highest 4th Round Score 1950-1959

- 86: Geoffrey Hunt, 1953 Carnoustie

Lowest Round Scores 1960-1969

Lowest Overall Score 1960-1969

- 65: Peter Butler, 1966 Muirfield, 2nd Round
Christy O'Connor Sr, 1969 Royal Lytham & St Annes, 2nd Round

Lowest 1st Round Score 1960-1969

- 66: Bob Charles, 1969 Royal Lytham & St Annes

Lowest 2nd Round Score 1960-1969

- 65: Peter Butler, 1966 Muirfield
Christy O'Connor Sr, 1969 Royal Lytham & St Annes

Lowest 3rd Round Score 1960-1969

- 66: Bob Charles, 1963 Royal Lytham & St Annes
Jack Nicklaus, 1964 St Andrews
Roberto de Vicenzo, 1969 Royal Lytham & St Annes

Lowest 4th Round Score 1960-1969

- 66: Bernard Hunt, 1960 St Andrews
Peter Alliss, 1969 Royal Lytham & St Annes

Highest Round Scores 1960-1969

Highest Overall Score 1960-1969

- 94: Robin Davenport, 1966 Muirfield, 1st Round

Highest 1st Round Score 1960-1969

- 94: Robin Davenport, 1966 Muirfield

Highest 2nd Round Score 1960-1969

- 90: W.J. Henderson, 1961 Royal Birkdale
Maurice Moir, 1961 Royal Birkdale

Highest 3rd Round Score 1960-1969

- 86: Iain Clark, 1966 Muirfield

Highest 4th Round Score 1960-1969

- 87: Lew Taylor, 1966 Muirfield

Lowest Round Scores 1970-1979

Lowest Overall Score 1970-1979

- 63: Mark Hayes, 1977 Turnberry, 2nd Round

Lowest 1st Round Score 1970-1979

- 65: Neil Coles, 1970 St Andrews
Bill Longmuir, 1979 Royal Lytham & St Annes

Lowest 2nd Round Score 1970-1979

- 63: Mark Hayes, 1977 Turnberry

Lowest 3rd Round Score 1970-1979

- 65: Jack Newton, 1975 Carnoustie
Tommy Horton, 1977 Turnberry
Jack Nicklaus, 1977 Turnberry
Tom Watson, 1977 Turnberry

Lowest 4th Round Score 1970-1979

- 65: Jack Nicklaus, 1973 Troon
Tom Watson, 1977 Turnberry

Highest Round Scores 1970-1979

Highest Overall Score 1970-1979

- 93: Henry Cotton, 1977 Turnberry, 1st Round

Highest 1st Round Score 1970-1979

- 93: Henry Cotton, 1977 Turnberry

Highest 2nd Round Score 1970-1979

- 90: Fred Daly, 1973 Troon
Battista Maestroni, 1979 Royal Lytham & St Annes

Highest 3rd Round Score 1970-1979

- 87: Jerry Pate, 1976 Royal Birkdale

Highest 4th Round Score 1970-1979

- 85: Davis Love Jr, 1970 St Andrews

Lowest Round Scores 1980-1989

Lowest Overall Score 1980-1989

- 63: Isao Aoki, 1980 Muirfield, 3rd Round
Greg Norman, 1986 Turnberry, 2nd Round

Lowest 1st Round Score 1980-1989

- 64: Craig Stadler, 1983 Royal Birkdale
Christy O'Connor Jr, 1985 Royal St George's
Rodger Davis, 1987 Muirfield

Lowest 2nd Round Score 1980-1989

- 63: Greg Norman, 1986 Turnberry

Lowest 3rd Round Score 1980-1989

- 63: Isao Aoki, 1980 Muirfield

Lowest 4th Round Score 1980-1989

- 64: Graham Marsh, 1983 Royal Birkdale
Seve Ballesteros, 1986 Turnberry
Greg Norman, 1989 Troon

Highest Round Scores 1980-1989

Highest Overall Score 1980-1989

- 95: Guy McQuitty, 1986 Turnberry, 1st Round

Highest 1st Round Score 1980-1989

- 95: Guy McQuitty, 1986 Turnberry

Highest 2nd Round Score 1980-1989

- 87: Robert Purdie (A), 1985 Royal St George's
Guy McQuitty, 1986 Turnberry

Highest 3rd Round Score 1980-1989

- 86: Danny Edwards, 1982 Troon

Highest 4th Round Score 1980-1989

- 84: Anthony Stevens, 1987 Muirfield



Lowest Round Scores 1990-1999

Lowest Overall Round Score 1990-1999

- 63: Paul Broadhurst, 1990 St Andrews, 3rd Round
Jodie Mudd, 1991 Royal Birkdale, 4th Round
Nick Faldo, 1993 Royal St George's, 2nd Round
Payne Stewart, 1993 Royal St George's, 4th Round

Lowest 1st Round Score 1990-1999

- 64: Ray Floyd, 1992 Muirfield
Steve Pate, 1992 Muirfield

Lowest 2nd Round Score 1990-1999

- 63: Nick Faldo, 1993 Royal St George's

Lowest 3rd Round Score 1990-1999

- 63: Paul Broadhurst, 1990 St Andrews

Lowest 4th Round Score 1990-1999

- 63: Jodie Mudd, 1991 Royal Birkdale
Payne Stewart, 1993 Royal St George's

Highest Round Scores 1990-1999

Highest Overall Score 1990-1999

- 92: Ian Baker-Finch, 1997 Troon, 1st Round

Highest 1st Round Score 1990-1999

- 92: Ian Baker-Finch, 1997 Troon

Highest 2nd Round Score 1990-1999

- 89: Simon McCarthy, 1999 Carnoustie

Highest 3rd Round Score 1990-1999

- 85: Dudley Hart, 1998 Royal Birkdale
Bob May, 1998 Royal Birkdale
Phil Mickelson, 1998 Royal Birkdale

Highest 4th Round Score 1990-1999

- 85: Derrick Cooper, 1999 Carnoustie

Lowest Round Scores 2000-2009

Lowest Overall Round Score 2000-2009

- 64: Colin Montgomerie, 2002 Muirfield, 2nd Round
Steve Stricker, 2007 Carnoustie, 3rd Round
Richard Green, 2007 Carnoustie, 4th Round
Miguel Angel Jimenez, 2009 Turnberry, 1st Round

Lowest 1st Round Score 2000-2009

- 64: Miguel Angel Jimenez, 2009 Turnberry

Lowest 2nd Round Score 2000-2009

- 64: Colin Montgomerie, 2002 Muirfield

Lowest 3rd Round Score 2000-2009

- 64: Steve Stricker, 2007 Carnoustie

Lowest 4th Round Score 2000-2009

- 64: Richard Green, 2007 Carnoustie

Highest Round Scores 2000-2009

Highest Overall Score 2000-2009

- 89: John Daly, 2008 Royal Birkdale, 2nd Round

Highest 1st Round Score 2000-2009

- 86: Steve Elkington, 2003 Royal St George's
Jerry Kelly, 2003 Royal St George's
Charles Challen, 2003 Royal St George's
Brett Taylor, 2004 Troon

Highest 2nd Round Score 2000-2009

- 89: John Daly, 2008 Royal Birkdale

Highest 3rd Round Score 2000-2009

- 84: Lee Janzen, 2002 Muirfield
Colin Montgomerie, 2002 Muirfield

Highest 4th Round Score 2000-2009

- 83: Pierre Fulke, 2001 Royal Lytham & St Annes

Lowest Round Scores 2010-2019

Lowest Overall Round Score 2010-2019

- 62: Branden Grace, 2017 Royal Birkdale, 3rd Round

Lowest 1st Round Score 2010-2019

- 63: Rory McIlroy, 2010 St Andrews
Phil Mickelson, 2016 Royal Troon

Lowest 2nd Round Score 2010-2019

- 64: Brandt Snedeker, 2012 Royal Lytham & St Annes

Lowest 3rd Round Score 2010-2019

- 62: Branden Grace, 2017 Royal Birkdale

Lowest 4th Round Score 2010-2019

- 63: Henrik Stenson, 2016 Royal Troon
Haotong Li, 2017 Royal Birkdale

Highest Round Scores 2010-2019

Highest Overall Score 2010-2019

- 91: David Duval, 2019 Royal Portrush, 1st round

Highest 1st Round Score 2010-2019

- 91: David Duval, 2019 Royal Portrush

Highest 2nd Round Score 2010-2019

- 88: Scott Piercy, 2013 Muirfield

Highest 3rd Round Score 2010-2019

- 83: Jung-Gon Hwang, 2011 Royal St George's
Shiv Kapur, 2013 Muirfield

Highest 4th Round Score 2010-2019

- 87: J B Holmes, 2019 Royal Portrush

Lowest Round Scores 2021

Lowest Overall Round Score 2021

- 64: Louis Oosthuizen, 2021, Royal St George's, 1st round
Emiliano Grillo, 2021, Royal St George's, 2nd round
Collin Morikawa, 2021, Royal St George's, 2nd round
Jon Rahm, 2021, Royal St George's, 2nd round

Lowest 1st Round Score 2021

- 64: Louis Oosthuizen, 2021, Royal St George's, 2021

Lowest 2nd Round Score 2021

- 64: Emiliano Grillo, 2021, Royal St George's
Collin Morikawa, 2021, Royal St George's
Jon Rahm, 2021, Royal St George's

Lowest 3rd Round Score 2021

- 65: Robert MacIntyre, 2021, Royal St George's

Lowest 4th Round Score 2021

- 65: Bryson DeChambeau, 2021, Royal St George's
Rickie Fowler, 2021, Royal St George's
Brooks Koepka, 2021, Royal St George's
Xander Schauffele, 2021, Royal St George's

Highest Round Scores 2021

Highest Overall Score 2021

- 81: Yuki Inamori, 2021, Royal St George's, 2nd Round

Highest 1st Round Score 2021

- 80: Phil Mickelson, 2021, Royal St George's
Deyen Lawson, 2021, Royal St George's

Highest 2nd Round Score 2021

- 81: Yuki Inamori, 2021, Royal St George's

Highest 3rd Round Score 2021

- 78: Kevin Kisner, 2021, Royal St George's

Highest 4th Round Score 2021

- 76: Ryan Fox, 2021, Royal St George's

Holes-In-One/Albatrosses

Holes-in-One

First Recorded Hole-In-One

Tommy Morris Jr, 1869, 1st round, 8th hole

Winners' Holes-in-One

Winners' Holes-in-One since 1961 None

Holes-In-One Since 1981 By Year

Year	Venue	Hole	Round	Player	Yardage (all par 3s)
1981	Royal St George's	16 th	2 nd	Gordon J Brand	165
1981	Royal St George's	16 th	4 th	Roger Chapman	165
1981	Royal St George's	16 th	4 th	Sam Torrance	165
1983	Royal Birkdale	12 th	1 st	Rodger Davis	184
1984	St Andrews	8 th	4 th	Ben Crenshaw	178
1986	Turnberry	4 th	2 nd	Andrew Oldcorn	167
1987	Muirfield	7 th	4 th	Billy Andrade	185
1988	Royal Lytham & St Annes	1 st	3 rd	Lanny Wadkins	206
1990	St Andrews	11 th	4 th	Tim Simpson	172
1991	Royal Birkdale	12 th	1 st	Brian Marchbank	184
1992	Muirfield	7 th	1 st	Paul McGinley	185
1994	Turnberry	4 th	2 nd	Barry Lane	167
1996	Royal Lytham & St Annes	9 th	2 nd	Paul McGinley	164
1997	Royal Troon	14 th	1 st	Pierre Fulke	179
1997	Royal Troon	5 th	2 nd	Daniel Olsson	210
1997	Royal Troon	8 th	2 nd	Dennis Edlund	126
2001	Royal Lytham & St Annes	5 th	2 nd	Frank Lickliter II	212
2004	Royal Troon	8 th	1 st	Ernie Els	123
2006	Royal Liverpool	15 th	2 nd	Richard Sterne	161
2006	Royal Liverpool	13 th	3 rd	John Senden	198
2009	Turnberry	15 th	4 th	Thomas Levet	206
2011	Royal St George's	16 th	1 st	Dustin Johnson	163
2011	Royal St George's	6 th	2 nd	Tom Watson	178
2012	Royal Lytham & St Annes	9 th	3 rd	Anirban Lahiri	165
2015	St Andrews	11 th	2 nd	Daniel Brooks	174
2016	Royal Troon	14 th	1 st	Louis Oosthuizen	178
2019	Royal Portrush	13 th	1 st	Emiliano Grillo	194
2021	Royal St George's	16 th	2 nd	Jonathan Thomson	162

Holes-In-One Since 1981 By Yardage

Year	Venue	Hole	Round	Player	Yardage (all par 3s)
2004	Royal Troon	8 th	1 st	Ernie Els	123
1997	Royal Troon	8 th	2 nd	Dennis Edlund	126
2006	Royal Liverpool	15 th	2 nd	Richard Sterne	161
2021	Royal St George's	16 th	2 nd	Jonathan Thomson	162
2011	Royal St George's	16 th	1 st	Dustin Johnson	163
1996	Royal Lytham & St Annes	9 th	2 nd	Paul McGinley	164
1981	Royal St George's	16 th	2 nd	Gordon J Brand	165
1981	Royal St George's	16 th	4 th	Roger Chapman	165
1981	Royal St George's	16 th	4 th	Sam Torrance	165
2012	Royal Lytham & St Annes	9 th	3 rd	Anirban Lahiri	165
1986	Turnberry	4 th	2 nd	Andrew Oldcorn	167
1994	Turnberry	4 th	2 nd	Barry Lane	167
1990	St Andrews	11 th	4 th	Tim Simpson	172
2015	St Andrews	11 th	2 nd	Daniel Brooks	174
1984	St Andrews	8 th	4 th	Ben Crenshaw	178
2011	Royal St George's	6 th	2 nd	Tom Watson	178
2016	Royal Troon	14 th	1 st	Louis Oosthuizen	178
1997	Royal Troon	14 th	1 st	Pierre Fulke	179
1983	Royal Birkdale	12 th	1 st	Rodger Davis	184
1991	Royal Birkdale	12 th	1 st	Brian Marchbank	184
1992	Muirfield	7 th	1 st	Paul McGinley	185
1987	Muirfield	7 th	4 th	Billy Andrade	185
2019	Royal Portrush	13 th	1 st	Emiliano Grillo	194
2006	Royal Liverpool	13 th	3 rd	John Senden	198
1988	Royal Lytham & St Annes	1 st	3 rd	Lanny Wadkins	206
2009	Turnberry	15 th	4 th	Thomas Levet	206
1997	Royal Troon	5 th	2 nd	Daniel Olsson	210
2001	Royal Lytham & St Annes	5 th	2 nd	Frank Lickliter II	212

Total Number Of Holes-In-One Since 1981 28

Venue With The Most Holes-In-One Since 1981

6: Royal St George's, 1981, 2011 & 2021

Venue With The Fewest Holes-In-One Since 1981

0: Carnoustie, 1999, 2007 & 2018

Most Holes-In-One Since 1981 In A Single Championship

3: Royal St George's, 1981
Royal Troon, 1997

Player With The Most Holes-In-One Since 1981

2: Paul McGinley, 1992, Muirfield
1996, Royal Lytham & St Annes

Longest Hole-In-One Since 1981

212 yards: Frank Lickliter II, 2001, Royal Lytham & St Annes,
2nd round, 5th Hole

Shortest Hole-In-One Since 1981

123 yards: Ernie Els, 2004, Royal Troon, 1st round, 8th Hole

Albatrosses Since 1981

Bill Rogers, 1983, Royal Birkdale, 1st Round, 17th Hole
Manny Zerman, 2000, St Andrews, 2nd Round, 5th Hole
Jeff Maggert, 2001, Royal Lytham & St Annes, 1st Round, 6th Hole
Greg Owen, 2001, Royal Lytham & St Annes, 3rd Round, 11th Hole
Gary Evans, 2004, Troon, 1st Round, 4th Hole
Paul Lawrie, 2009, Turnberry, 4th Round, 7th Hole

Most Recent Albatross

2009: Turnberry, Paul Lawrie, 4th Round, 7th hole



Family Ties

Fathers And Sons Who Have Been Open Champions

Willie Park Sr: 1860, 1863, 1866, 1875

Willie Park Jr: 1887, 1889

Tom Morris Sr: 1861, 1862, 1864, 1867

Tom Morris Jr: 1868, 1869, 1870, 1872

Brothers Who Have Finished 1st And 2nd

1866: Willie Park Sr and David Park

1903: Harry Vardon and Tom Vardon

Most Recent Brothers To Play In The Open

Edoardo and Francesco Molinari, 2015, St Andrews

Oldest & Youngest

Oldest Open Champions

Rank	Open Champion	Year	Age
1	Tom Morris Sr	1867	46 years 102 days
2	Roberto de Vicenzo	1967	44 years 92 days
3	Harry Vardon	1914	44 years 41 days
4	Tom Morris Sr	1864	43 years 92 days
5	Phil Mickelson	2013	43 years 35 days
6	Darren Clarke	2011	42 years 337 days
7	Ernie Els	2012	42 years 279 days
8	J.H. Taylor	1913	42 years 97 days
9	Willie Park Sr	1875	42 years 72 days
10	Mark O'Meara	1998	41 years 187 days

Youngest Open Champions

Rank	Open Champion	Year	Age
1	Tom Morris Jr	1868	17 years 156 days
2	Tom Morris Jr	1869	18 years 149 days
3	Tom Morris Jr	1870	19 years 148 days
4	Willie Auchterlonie	1893	21 years 22 days
5	Tom Morris Jr	1872	21 years 146 days
6	Seve Ballesteros	1979	22 years 103 days

Oldest Runner-Up

Tom Watson, 59 years, 318 days, 2009, Turnberry

Youngest Runner-Up

Seve Ballesteros, 19 years, 92 days, 1976, Royal Birkdale

Youngest Winner Of The Silver Medal

Matteo Manassero, 16 years, 91 days, 2009, Turnberry

Known Oldest Competitors

Tom Morris Sr, 74 years, 360 days, 1896

Gene Sarazen, 74 years, 131 days, 1976

Youngest Competitor

Tom Morris Jr, 14 years, 147 days, 1865

Known Young Competitors

Arthur Havers, 16 years, 9 days, 1914

Matteo Manassero, 16 years, 88 days, 2009

Sandy Lyle, 16 years, 151 days, 1974

Ronan Rafferty, 16 years, 186 days, 1980

Sergio Garcia, 16 years, 191 days, 1996

John Ball Jr, 16 years, 284 days, 1878

Amateur Records

Amateurs Who Have Won The Open

3: Bobby Jones 1926, Royal Lytham & St Annes
1927, St Andrews
1930, Royal Liverpool

2: Harold Hilton 1892, Muirfield
1897, Royal Liverpool

1: John Ball Jr 1890, Prestwick

Amateurs Who Have Been Runner-Up

John Ball Jr, 1892, Muirfield

John E. Laidlay, 1893, Prestwick

Roger Wethered, 1921, St Andrews

Frank Stranahan, 1947, Royal Liverpool

Frank Stranahan, 1953, Carnoustie

Most Recent Top Ten Finish By An Amateur

2015: 6th (tied), Jordan Niebrugge, St Andrews

2008: 5th, Chris Wood, Royal Birkdale

1998: 4th, Justin Rose, Royal Birkdale

Youngest Winner Of The Silver Medal

Matteo Manassero, 16 years, 91 days, 2009, Turnberry

Winners of the Silver Medal

Year	Player	Score
1949	Frank Stranahan	290
1950	Frank Stranahan	286
1951	Frank Stranahan	295
1952	J.W.Jones	304
1953	Frank Stranahan	286
1954	Peter Toogood	291
1955	Joe Conrad	293
1956	Joe Carr	306
1957	W.D.Smith	286
1958	Joe Carr	298
1959	Robert Reid Jack	288
1960	Guy Wolstenholme	283
1961	Ronald White	306
1962	Charles Green	308
1965	Michael Burgess	299
1966	Ronnie Shade	293
1968	Michael Bonallack	300
1969	Peter Tupling	294
1970	Steve Melnyk	298
1971	Michael Bonallack	291
1973	Danny Edwards	296
1978	Peter McEvoy	293
1979	Peter McEvoy	294
1980	Jay Sigel	291
1981	Hal Sutton	295
1982	Malcolm Lewis	300
1985	Jose Maria Olazabal	289
1987	Paul Mayo	297
1988	Paul Broadhurst	296
1989	Russell Claydon	293
1991	Jim Payne	284
1992	Daren Lee	293
1993	Iain Pyman	281
1994	Warren Bennett	286
1995	Steve Webster	289
1996	Tiger Woods	281
1997	Barclay Howard	293
1998	Justin Rose	282
2001	David Dixon	285
2004	Stuart Wilson	296
2005	Lloyd Saltman	283
2006	Marius Thorp	288
2007	Rory McIlroy	289
2008	Chris Wood	290
2009	Matteo Manassero	284
2010	Jin Jeong	284
2011	Tom Lewis	289
2013	Matthew Fitzpatrick	294
2015	Jordan Niebrugge	277
2017	Alfie Plant	286
2018	Sam Locke	293
2021	Matthias Schmid	282

Players who have won The Amateur Championship and The Silver Medal in the same year (Silver Medal first awarded 1949)

Year	Player
1950	Frank Stranahan
1955	Joe Conrad
1958	Joe Carr
1968	Michael Bonallack
1978	Peter McEvoy
1987	Paul Mayo
1993	Iain Pyman
2004	Stuart Wilson
2009	Matteo Manassero
2010	Jin Jeong

Players who held the Boys Amateur title and won the Silver Medal

2013	Matthew Fitzpatrick
------	---------------------

Players who won the Boys Amateur Championship and went on to win the Silver Medal

Player	The Boys Amateur Champion	Silver Medal Winner
Michael Bonallack	1952	1968 & 1971
Peter Tupling	1967	1969
Jose Maria Olazabal	1983	1985
Tom Lewis	2009	2011

Players who won the Youths Championship after winning the Silver Medal

1985	Jose Maria Olazabal
1991	Jim Payne

Lowest Total By An Amateur

277: Jordan Niebrugge, St Andrews, 2015 – 67, 73, 67, 70

Lowest Individual Round By An Amateur

- 65: Tom Lewis, 1st round, Royal St George's, 2011
- Matthias Schmid, 2nd round, Royal St George's, 2021
- 66: Frank Stranahan, 4th round, Troon, 1950
- Tiger Woods, 2nd round, Royal Lytham & St Annes, 1996
- Justin Rose, 2nd round, Royal Birkdale, 1998
- Paul Dunne, 3rd round, St Andrews, 2015

Lowest First Round By An Amateur

Score	Player	Venue	Year
65:	Tom Lewis	Royal St George's	2011
67:	Jordan Niebrugge	St Andrews	2015

Lowest Second Round By An Amateur

Score	Player	Venue	Year
65:	Matthias Schmid	Royal St George's	2021
66:	Tiger Woods	Royal Lytham & St Annes	1996
	Justin Rose	Royal Birkdale	1998
67:	Phil Mickelson	Royal Birkdale	1991
	Warren Bennett	Turnberry	1994



Lowest Third Round By An Amateur

Score	Player	Venue	Year
66:	Paul Dunne	St Andrews	2015
67:	Joe Carr	St Andrews	1960
	Jordan Niebrugge	St Andrews	2015
	Ashley Chesters	St Andrews	2015

Lowest Final Round By An Amateur

Score	Player	Venue	Year
66	Frank Stranahan	Troon	1950
67	Oliver Schniederjans	St Andrews	2015

Lowest Score Over The First 54 Holes By An Amateur

204: Paul Dunne, St Andrews, 2015 – 69, 69, 66

Lowest Score Over The Final 54 Holes By An Amateur

206: Tiger Woods, Royal Lytham & St Annes, 1996 – 66, 70, 70

Lowest Score Over First 36 Holes By An Amateur

138: Justin Rose, Royal Birkdale, 1998 – 72, 66
 Jin Jeong, St Andrews, 2010 – 68, 70
 Paul Dunne, St Andrews, 2015 – 69, 69

Lowest Score Over Middle 36 Holes By An Amateur

135: Paul Dunne, St Andrews, 2015 – 69, 66

Lowest Score Over Final 36 Holes By An Amateur

136: Ashley Chesters, St Andrews, 2015 – 67, 69

Venue Records

Number Of Times Each Course Has Hosted The Open

St Andrews:	30
Prestwick:	24
Muirfield:	16
Royal St George's:	15
Royal Liverpool:	12
Royal Lytham & St Annes:	11
Royal Birkdale:	10
Royal Troon:	9
Carnoustie:	8
Musselburgh:	6
Turnberry:	4
Royal Cinque Ports:	2
Royal Portrush:	2
Prince's:	1

Most Difficult Holes at The Open

Toughest 18 holes at The Open 1982-2021

Year	Location	Hole	Par	Scoring Avg	Difference
2008	Birkdale	1	4	4.52	0.52
2008	Birkdale	2	4	4.37	0.37
2012	Lytham	3	4	4.47	0.47
1985	Sandwich	4	4	4.60	0.60
2009	Turnberry	5	4	4.45	0.45
2008	Birkdale	6	4	4.77	0.77
1999	Carnoustie	7	4	4.47	0.47
1986	Turnberry	8	4	4.66	0.66
1999	Carnoustie	9	4	4.57	0.57
1982	Troon	10	4	4.57	0.57
1997	Troon	11	4	4.65	0.65
1999	Carnoustie	12	4	4.57	0.57
1982	Troon	13	4	4.58	0.58
1988	Lytham	14	4	4.63	0.63
1982	Troon	15	4	4.61	0.61
1988	Lytham	15	4	4.61	0.61
2008	Birkdale	16	4	4.40	0.40
1984	St Andrews	17	4	4.79	0.79
1985	Sandwich	18	4	4.62	0.62

10 Most Difficult Holes at The Open 1982-2021

Rank	Year	Location	Hole	Par	Scoring Avg	Difference
1	1984	St Andrews	17	4	4.79	0.79
2	2008	Birkdale	6	4	4.77	0.77
3	2000	St Andrews	17	4	4.71	0.71
4	2010	St Andrews	17	4	4.67	0.67
5	1986	Turnberry	8	4	4.66	0.66
6=	1990	St Andrews	17	4	4.65	0.65
6=	1997	Troon	11	4	4.65	0.65
6=	2015	St Andrews	17	4	4.65	0.65
9=	1988	Lytham	14	4	4.63	0.63
9=	2005	St Andrews	17	4	4.63	0.63

10 Most Difficult Par 3s at The Open 1982-2021

Rank	Year	Location	Hole	Par	Scoring Avg	Difference
1=	1988	Lytham	12	3	3.45	0.45
1=	1982	Troon	17	3	3.45	0.45
3=	2013	Muirfield	4	3	3.39	0.39
3=	1999	Carnoustie	16	3	3.39	0.39
5	1995	St Andrews	11	3	3.38	0.38
6	1986	Turnberry	6	3	3.37	0.37
7=	2018	Carnoustie	16	3	3.36	0.36
7=	2013	Muirfield	16	3	3.36	0.36
9	1997	Troon	17	3	3.35	0.35
10=	2003	Sandwich	11	3	3.31	0.31
10=	2007	Carnoustie	16	3	3.31	0.31

10 Most Difficult Par 4s at The Open 1982-2021

Rank	Year	Location	Hole	Par	Scoring Avg	Difference
1	1984	St Andrews	17	4	4.79	0.79
2	2008	Birkdale	6	4	4.77	0.77
3	2000	St Andrews	17	4	4.71	0.71
4	2010	St Andrews	17	4	4.67	0.67
5	1986	Turnberry	8	4	4.66	0.66
6=	1990	St Andrews	17	4	4.65	0.65
6=	1997	Troon	11	4	4.65	0.65
6=	2015	St Andrews	17	4	4.65	0.65
9=	1988	Lytham	14	4	4.63	0.63
9=	2005	St Andrews	17	4	4.63	0.63

10 Most Difficult Par 5s at The Open 1982-2021

Rank	Year	Location	Hole	Par	Scoring Avg	Difference
1	1999	Carnoustie	6	5	5.49	0.49
2=	1984	St Andrews	14	5	5.30	0.30
2=	2003	Sandwich	14	5	5.30	0.30
4	1988	Lytham	11	5	5.29	0.29
5	1985	Sandwich	14	5	5.19	0.19
6	2008	Birkdale	15	5	5.09	0.09
7=	1982	Troon	16	5	5.07	0.07
7=	2011	Sandwich	14	5	5.07	0.07
9=	1983	Birkdale	15	5	5.06	0.06
9=	1998	Birkdale	15	5	5.06	0.06

Easiest Holes at The Open

Easiest 18 Holes at The Open 1982-2021

Year	Location	Hole	Par	Scoring Avg	Difference
1990	St Andrews	1	4	3.82	-0.18
2019	Royal Portrush	2	5	4.68	-0.32
1990	St Andrews	3	4	3.81	-0.19
1997	Troon	4	5	4.46	-0.54
2015	St Andrews	5	5	4.46	-0.54
1988	Lytham	6	5	4.38	-0.62
1993	Sandwich	7	5	4.35	-0.65
1984	St Andrews	8	3	2.94	-0.06
2002	Muirfield	9	5	4.56	-0.44
2006	Hoylake	10	5	4.48	-0.52
1989	Troon	11	5	4.58	-0.42
2019	Royal Portrush	12	5	4.66	-0.34
1983	Birkdale	13	5	4.53	-0.47
2018	Carnoustie	14	5	4.34	-0.66
2017	Birkdale	15	5	4.66	-0.34
2006	Hoylake	16	5	4.41	-0.59
1991	Birkdale	17	5	4.22	-0.78
2005	St Andrews	18	4	3.54	-0.46

10 Easiest Holes At The Open 1982-2021

Rank	Year	Location	Hole	Par	Scoring Avg	Difference
1	1991	Birkdale	17	5	4.22	-0.78
2	2018	Carnoustie	14	5	4.34	-0.66
3	1993	Sandwich	7	5	4.35	-0.65
4	1988	Lytham	6	5	4.38	-0.62
5	2006	Hoylake	16	5	4.41	-0.59
6=	1997	Troon	4	5	4.46	-0.54
6=	2009	Turnberry	17	5	4.46	-0.54
6=	2015	St Andrews	5	5	4.46	-0.54
9	1992	Muirfield	5	5	4.47	-0.53
10=	1992	Muirfield	17	5	4.48	-0.52
10=	1994	Turnberry	17	5	4.48	-0.52
10=	2006	Hoylake	10	5	4.48	-0.52

10 Easiest Par 3s At The Open 1982-2021

Rank	Year	Location	Hole	Par	Scoring Avg	Difference
1	2021	Sandwich	16	3	2.85	-0.15
2	1994	Turnberry	4	3	2.86	-0.14
3	1983	Birkdale	7	3	2.89	-0.11
4=	2012	Lytham	9	3	2.92	-0.08
4=	2021	Sandwich	6	3	2.92	-0.08
6=	1986	Turnberry	4	3	2.93	-0.07
6=	1994	Turnberry	11	3	2.93	-0.07
6=	2001	Lytham	9	3	2.93	-0.07
9	1984	St Andrews	8	3	2.94	-0.06
10=	1996	Lytham	9	3	2.95	-0.05
10=	2006	Hoylake	15	3	2.95	-0.05

10 Easiest Par 4s At The Open 1982-2021

Rank	Year	Location	Hole	Par	Scoring Avg	Difference
1	2005	St Andrews	18	4	3.54	-0.46
2	2010	St Andrews	18	4	3.63	-0.37
3	2005	St Andrews	9	4	3.64	-0.36
4	1995	St Andrews	18	4	3.69	-0.31
5	2010	St Andrews	9	4	3.71	-0.29
6	2015	St Andrews	18	4	3.76	-0.24
7	1990	St Andrews	10	4	3.77	-0.23
8	2015	St Andrews	10	4	3.78	-0.22
9	2015	St Andrews	7	4	3.80	-0.20
10=	1990	St Andrews	3	4	3.81	-0.19
10=	2015	St Andrews	9	4	3.81	-0.19

10 Easiest Par 5s At The Open 1982-2021

Rank	Year	Location	Hole	Par	Scoring Avg	Difference
1	1991	Birkdale	17	5	4.22	-0.78
2	2018	Carnoustie	14	5	4.34	-0.66
3	1993	Sandwich	7	5	4.35	-0.65
4	1988	Lytham	6	5	4.38	-0.62
5	2006	Hoylake	16	5	4.41	-0.59
6=	1997	Troon	4	5	4.46	-0.54
6=	2009	Turnberry	17	5	4.46	-0.54
6=	2015	St Andrews	5	5	4.46	-0.54
9	1992	Muirfield	5	5	4.47	-0.53
10=	1992	Muirfield	17	5	4.48	-0.52
10=	1994	Turnberry	17	5	4.48	-0.52
10=	2006	Hoylake	10	5	4.48	-0.52



Lengths of Courses

Current Longest Hole at an Open Course

2010: St Andrews, 14th hole, 618 yards

Current Shortest Hole at an Open Course

2016: Royal Troon, 8th hole, 123 yards

Longest Course in Open History

2007: Carnoustie, 7,421 yards

Lengths Of The Open Courses back to 1950 By Year

(Par since 1963)

Year	Location	Yardage	Par	Year	Location	Yardage	Par
2022	St Andrews	7313	72	1978	St Andrews	6933	72
2021	Royal St George's	7189	70	1977	Turnberry	6875	70
2019	Royal Portrush	7344	71	1976	Royal Birkdale	7001	72
2018	Carnoustie	7402	71	1975	Carnoustie	7065	72
2017	Royal Birkdale	7156	70	1974	Royal Lytham & St Annes	6822	71
2016	Royal Troon	7190	71	1973	Troon	7064	72
2015	St Andrews	7297	72	1972	Muirfield	6892	71
2014	Royal Liverpool	7312	72	1971	Royal Birkdale	7080	73
2013	Muirfield	7192	71	1970	St Andrews	6951	72
2012	Royal Lytham & St Annes	7086	70	1969	Royal Lytham & St Annes	6848	71
2011	Royal St George's	7211	70	1968	Carnoustie	7252	72
2010	St Andrews	7305	72	1967	Royal Liverpool	6995	72
2009	Turnberry	7204	70	1966	Muirfield	6887	71
2008	Royal Birkdale	7173	70	1965	Royal Birkdale	7037	73
2007	Carnoustie	7421	71	1964	St Andrews	6926	72
2006	Royal Liverpool	7258	72	1963	Royal Lytham & St Annes	6836	70
2005	St Andrews	7279	72	1962	Troon	7045	
2004	Royal Troon	7175	71	1961	Royal Birkdale	6844	
2003	Royal St George's	7106	71	1960	St Andrews	6936	
2002	Muirfield	7034	71	1959	Muirfield	6806	
2001	Royal Lytham & St Annes	6905	71	1958	Royal Lytham & St Annes	6635	
2000	St Andrews	7115	72	1957	St Andrews	6936	
1999	Carnoustie	7361	71	1956	Royal Liverpool	6960	
1998	Royal Birkdale	7018	70	1955	St Andrews	6936	
1997	Royal Troon	7079	71	1954	Royal Birkdale	6867	
1996	Royal Lytham & St Annes	6892	71	1953	Carnoustie	6701	
1995	St Andrews	6933	72	1952	Royal Lytham & St Annes	6657	
1994	Turnberry	6957	70	1951	Royal Portrush	6802	
1993	Royal St George's	6860	70	1950	Troon	6583	
1992	Muirfield	6970	71				
1991	Royal Birkdale	6940	70				
1990	St Andrews	6933	72				
1989	Royal Troon	7067	72				
1988	Royal Lytham & St Annes	6857	71				
1987	Muirfield	6963	71				
1986	Turnberry	6957	70				
1985	Royal St George's	6857	70				
1984	St Andrews	6933	72				
1983	Royal Birkdale	6968	71				
1982	Royal Troon	7067	72				
1981	Royal St George's	6827	70				
1980	Muirfield	6926	71				
1979	Royal Lytham & St Annes	6822	71				

The Open Courses back to 1950 By Length

(Par since 1963)

Year	Location	Yardage	Par	Year	Location	Yardage	Par
2007	Carnoustie	7421	71	1987	Muirfield	6963	71
2018	Carnoustie	7402	71	1956	Royal Liverpool	6960	
1999	Carnoustie	7361	71	1986	Turnberry	6957	70
2019	Royal Portrush	7344	71	1994	Turnberry	6957	70
2022	St Andrews	7313	72	1970	St Andrews	6951	72
2014	Royal Liverpool	7312	72	1991	Royal Birkdale	6940	70
2010	St Andrews	7305	72	1955	St Andrews	6936	
2015	St Andrews	7297	72	1957	St Andrews	6936	
2005	St Andrews	7279	72	1960	St Andrews	6936	
2006	Royal Liverpool	7258	72	1978	St Andrews	6933	72
1968	Carnoustie	7252	72	1984	St Andrews	6933	72
2011	Royal St George's	7211	70	1990	St Andrews	6933	72
2009	Turnberry	7204	70	1995	St Andrews	6933	72
2013	Muirfield	7192	71	1964	St Andrews	6926	72
2016	Royal Troon	7190	71	1980	Muirfield	6926	71
2021	Royal St George's	7189	70	2001	Royal Lytham & St Annes	6905	71
2004	Royal Troon	7175	71	1972	Muirfield	6892	71
2008	Royal Birkdale	7173	70	1996	Royal Lytham & St Annes	6892	71
2017	Royal Birkdale	7156	70	1966	Muirfield	6887	71
2000	St Andrews	7115	72	1977	Turnberry	6875	70
2003	Royal St George's	7106	71	1954	Royal Birkdale	6867	
2012	Royal Lytham & St Annes	7086	70	1993	Royal St George's	6860	70
1971	Royal Birkdale	7080	73	1985	Royal St George's	6857	70
1997	Royal Troon	7079	71	1988	Royal Lytham & St Annes	6857	71
1982	Royal Troon	7067	72	1969	Royal Lytham & St Annes	6848	71
1989	Royal Troon	7067	72	1961	Royal Birkdale	6844	
1975	Carnoustie	7065	72	1963	Royal Lytham & St Annes	6836	70
1973	Troon	7064	72	1981	Royal St George's	6827	70
1962	Troon	7045		1974	Royal Lytham & St Annes	6822	71
1965	Royal Birkdale	7037	73	1979	Royal Lytham & St Annes	6822	71
2002	Muirfield	7034	71	1959	Muirfield	6806	
1998	Royal Birkdale	7018	70	1951	Royal Portrush	6802	
1976	Royal Birkdale	7001	72	1953	Carnoustie	6701	
1967	Royal Liverpool	6995	72	1952	Royal Lytham & St Annes	6657	
1992	Muirfield	6970	71	1958	Royal Lytham & St Annes	6635	
1983	Royal Birkdale	6968	71	1950	Troon	6583	



St Andrews Records

Total Times Played: 30

Winners

Year	Winner	Score
1873	Tom Kidd	179
1876	Bob Martin	176
1879	Jamie Anderson	169
1882	Bob Ferguson	171
1885	Bob Martin	171
1888	Jack Burns	171
1891	Hugh Kirkaldy	166
1895	J.H. Taylor	322
1900	J.H. Taylor	309
1905	James Braid	318
1910	James Braid	299
1921	Jock Hutchison	296
1927	Bobby Jones	285
1933	Denny Shute	292
1939	Dick Burton	290
1946	Sam Snead	290
1955	Peter Thomson	281
1957	Bobby Locke	279
1960	Kel Nagle	278
1964	Tony Lema	279
1970	Jack Nicklaus	283
1978	Jack Nicklaus	281
1984	Seve Ballesteros	276
1990	Nick Faldo	270
1995	John Daly	282
2000	Tiger Woods	269
2005	Tiger Woods	274
2010	Louis Oosthuizen	272
2015	Zach Johnson	273

Record Low Score Totals from 1895

Year	Record Score	Record Holder
1895	322	J.H. Taylor
1900	309	J.H. Taylor
1910	299	James Braid
1921	296	Jock Hutchison & Roger Wethered
1927	285	Bobby Jones
1955	281	Peter Thomson
1957	279	Bobby Locke
1960	278	Kel Nagle
1984	276	Seve Ballesteros
1990	270	Nick Faldo
2000	269	Tiger Woods

Scoring Records

Record Low Round Score

Including those who tied the record, shown in *italics*

Year	Low Score	Round	Player
1895	77	2 nd	Sandy Herd
1900	75	4 th	J. H. Taylor
1910	71	2 nd	Willie Smith
		3 rd	George Duncan
1921	70	4 th	Jock Hutchison
1927	68	1 st	Bobby Jones
1933	68	1 st	<i>Walter Hagen</i>
	68	2 nd	<i>Abe Mitchell</i>
	68	3 rd	<i>Craig Wood</i>
1946	67	2 nd	Dai Rees
1955	67	2 nd	<i>John Fallon</i>
1957	67	1 st	<i>Laurie Ayton Jr</i>
			<i>Eric Brown</i>
		2 nd	<i>John Fallon</i>
1960	66	4 th	Bernard Hunt
1964	66	3 rd	<i>Jack Nicklaus</i>
1970	65	1 st	Neil Coles
1990	63	3 rd	Paul Broadhurst
2010	63	1 st	<i>Rory McIlroy</i>

Record Low Round Scores

Round 1

Year	Record Score	Record Holder
1895	80	Tom Morris
1900	79	J. H. Taylor
		Harry Vardon
		Tom Vardon
1910	73	George Duncan
1921	72	Jock Hutchison
1927	68	Bobby Jones
1933	68	<i>Walter Hagen</i>
1957	67	<i>Laurie Ayton Jr</i>
		<i>Eric Brown</i>
1960	67	<i>Roberto de Vincenzo</i>
1970	65	Neil Coles
2010	63	<i>Rory McIlroy</i>

Round 2

Year	Record Score	Record Holder
1895	77	Sandy Herd
1900	77	<i>J. H. Taylor</i>
1905	77	<i>Rowland Jones</i>
1910	71	Willie Smith
1921	71	<i>Tom Williamson</i>
1927	69	G.R. Buckle
1933	68	Abe Mitchell
1946	67	Dai Rees
1955	67	<i>John Fallon</i>
1957	67	<i>John Fallon</i>
1960	67	<i>Roberto de Vincenzo</i>
		<i>Kel Nagle</i>
		<i>Christy O'Connor</i>
		<i>Gary Cullen</i>
1978	67	<i>Gary Cullen</i>
1984	66	Ian Baker-Finch
1990	65	Nick Faldo
		Jamie Spence
2005	65	David Frost

Round 3

Year	Record Score	Record Holder
1895	78	Archie Simpson
1900	78	J. H. Taylor
1905	78	James Braid
		J. H. Taylor
		Tom Simpson
1910	71	George Duncan
1927	69	Fred Robson
1933	68	Craig Wood
1957	68	Bobby Locke
		Tom Haliburton
1960	67	Joe Carr
1964	66	Jack Nicklaus
1984	66	Tom Watson
		Bill Bergin
		Sam Torrance
1990	63	Paul Broadhurst

Round 4

Year	Record Score	Record Holder
1895	78	J. H. Taylor
1900	75	J. H. Taylor
1921	70	Jock Hutchison
1927	70	Arthur Havers
1955	69	J.S. Anderson
1957	68	Peter Alliss
		Sebastian Miguel
1960	66	Bernard Hunt
1990	65	Mark McNulty

Lowest First Round

63: 2010 Rory McIlroy

Lowest Second Round

65: 1990 Jamie Spence

1990 Nick Faldo

2005 David Frost

Lowest Third Round

63: 1990 Paul Broadhurst

Lowest Fourth Round

65: 1990 Mark McNulty

Lowest First 36 Hole Total

132: 1990 Nick Faldo

1990 Greg Norman

2010 Louis Oosthuizen

Lowest Middle 36 Hole Total

132: 1990 Nick Faldo

1990 Paul Broadhurst

Lowest Final 36 Hole Total

130: 2015 Marc Leishman

Lowest First 54 Hole Total

199: 1990 Nick Faldo

Lowest Final 54 Hole Total

201: 1990 Mark McNulty

Statistically Most Difficult Hole at St Andrews since 1982

Par 4 17th, 1984, 4.79

Winners' Lowest Final Round Scores

Name	Year	4 th Round Score
Jack Nicklaus	1978	69
Seve Ballesteros	1984	69
Tiger Woods	2000	69
Zach Johnson	2015	66

First Champion To Score Under 70 By Round Since 1895

Round	Score	Name	Year
1 st Round	68	Bobby Jones	1927
2 nd Round	68	Peter Thomson	1955
3 rd Round	68	Bobby Locke	1957
4 th Round	69	Jack Nicklaus	1978

First Players To Break 70 at St Andrews

Round	Score	Name	Year
1 st Round	68	Bobby Jones	1927
2 nd Round	69	G. R. Buckle	1927
3 rd Round	69	Fred Robson	1927
4 th Round	69	J. S. Anderson	1955

Attendance By Year Since 1962

Year	Attendance
1964	35,954
1970	81,593
1978	125,271
1984	193,126
1990	208,680
1995	180,000
2000	239,000
2005	223,000
2010	201,000
2015	237,024



Prize Money By Year

Year	Total	First Prize
1873	Not known	£11
1876	£27	£10
1879	£47	£10
1882	£47.25	£12
1885	£35.50	£10
1888	£20	£8
1891	£28.50	£10
1895	£100	£30
1900	£125	£50
1905	£125	£50
1910	£135	£50
1921	£225	£75
1927	£275	£75
1933	£500	£100
1939	£500	£100
1946	£1,000	£150
1955	£3,750	£1,000
1957	£3,750	£1,000
1960	£7,000	£1,250
1964	£8,500	£1,500
1970	£40,000	£5,250
1978	£125,000	£12,500
1984	£451,000	£55,000
1990	£825,000	£85,000
1995	£1,250,000	£125,000
2000	£2,750,000	£500,000
2005	£4,000,000	£720,000
2010	£4,800,000	£850,000
2015	£6,300,000	£1,150,000

Eagles By Year Since 1984

Year	Hole	Total
1984	5	12
1984	7	1
1984	8	1
1984	10	3
1984	12	1
1984	16	1
1984	18	1
1990	1	1
1990	3	1
1990	5	13
1990	9	1
1990	10	1
1990	11	1
1990	12	2
1990	14	2
1990	18	1
1995	1	1
1995	5	2
1995	9	2
1995	12	5
1995	14	14
1995	18	1
2000	5	17
2000	10	1
2000	12	4
2000	14	6
2005	5	15
2005	7	1
2005	9	9
2005	12	2
2005	14	3
2005	18	9
2010	5	13
2010	9	4
2010	12	1
2010	13	1
2010	14	1
2010	18	6
2015	5	10
2015	6	1
2015	10	3
2015	11	1
2015	14	3
2015	18	1



Eagles By Hole Since 1984

Year	Hole	Total
1990	1	1
1995	1	1
1990	3	1
1984	5	12
1990	5	13
1995	5	2
2000	5	17
2005	5	15
2010	5	13
2015	5	10
2015	6	1
1984	7	1
2005	7	1
1984	8	1
1990	9	1
1995	9	2
2005	9	9
2010	9	4
1984	10	3
1990	10	1
2000	10	1
2015	10	3
1990	11	1
2015	11	1
1984	12	1
1990	12	2
1995	12	5
2000	12	4
2005	12	2
2010	12	1
2010	13	1
1990	14	2
1995	14	14
2000	14	6
2005	14	3
2010	14	1
2015	14	3
1984	16	1
1984	18	1
1990	18	1
1995	18	1
2005	18	9
2010	18	6
2015	18	1

Holes With The Most Eagles Since 1984

Hole	Number of Eagles
5	82
14	29
18	19
9	16
12	15
10	8
1	2
7	2
11	2
3	1
6	1
8	1
13	1
16	1

Holes-in-One Since 1981

(all par 3s)				
Year	Hole	Round	Player	Yardage
1984	8 th	4 th	Ben Crenshaw	178 yards
1990	11 th	4 th	Tim Simpson	172 yards
2015	11 th	2 nd	Daniel Brooks	174 yards

Lengths of The Open Courses Since 1950

(Par since 1963)		
Year	Yardage	Par
1955	6936	
1957	6936	
1960	6936	
1964	6926	72
1970	6951	72
1978	6933	72
1984	6933	72
1990	6933	72
1995	6933	72
2000	7115	72
2005	7279	72
2010	7305	72
2015	7297	72
2022	7313	72

Lowest And Highest Scores By Hole 1984-2015

1st Hole

Lowest Score	Year	Name	Round
2	1990	Ronan Rafferty	1
	1995	Mark McNulty	3
Highest Score	Year	Name	Round
7	1990	Ricardo Gonzalez	2

2nd Hole

Lowest Score	Year	Name	Round
3	396 players scored 3		
Highest Score	Year	Name	Round
8	2005	Tom Pernice	1
	2010	Ewan Porter	1

3rd Hole

Lowest Score	Year	Name	Round
2	1990	Robert Gamez	1
Highest Score	Year	Name	Round
6	13 players scored 6		

4th Hole

Lowest Score	Year	Name	Round
3	245 players scored 3		
Highest Score	Year	Name	Round
7	2000	Robert Karlsson	1
	2005	Scott Verplank	2
	2005	Mark Hensby	2
	2005	Thammanoon Srirot	2
	2015	Bernhard Langer	3

5th Hole

Lowest Score	Year	Name	Round
2	2000	Manny Zerman	2
Highest Score	Year	Name	Round
9	2010	Mark Calcavecchia	3



6th Hole

Lowest Score	Year	Name	Round
2	2015	Wenchong Liang	2
Highest Score	Year	Name	Round
7	1990	Eduardo Romero	3
	1990	Craig Stadler	1
	1995	Paul Mayo	2
	2000	Michael Jonzon	2
	2010	Jerry Kelly	1

7th Hole

Lowest Score	Year	Name	Round
2	1984	Ian Baker-Finch	1
	2005	Luke Donald	4
	2010	Robert Rock	3
	2010	Fredrik Andersson Hed	4
Highest Score	Year	Name	Round
7	1984	Peter Hinton	1
	2000	Lionel Alexandre	4
	2005	Nick O'Hern	1
	2005	Robert Allenby	3
	2005	Rod Pampling	2

8th Hole

Lowest Score	Year	Name	Round
1	1984	Ben Crenshaw	4
Highest Score	Year	Name	Round
7	2010	Martin Laird	2

9th Hole

Lowest Score	Year	Name	Round
2	16 players scored 2		
Highest Score	Year	Name	Round
6	23 players scored 6		

10th Hole

Lowest Score	Year	Name	Round
2	8 players scored 2		
Highest Score	Year	Name	Round
7	1984	Mike Sullivan	2
	1995	Gary Clark	2
	2015	Robert Dinwiddie	2

11th Hole

Lowest Score	Year	Name	Round
1	1990	Tim Simpson	4
	2015	Daniel Brooks	2
Highest Score	Year	Name	Round
8	1995	Gary Clark	3

12th Hole

Lowest Score	Year	Name	Round
2	15 players scored 2		
Highest Score	Year	Name	Round
8	2005	Stephen Gallacher	2

13th Hole

Lowest Score	Year	Name	Round
2	2010	Henrik Stenson	3
Highest Score	Year	Name	Round
7	12 players scored 7		

14th Hole

Lowest Score	Year	Name	Round
3	29 players scored 3		
Highest Score	Year	Name	Round
12	1984	Bill Rogers	1

15th Hole

Lowest Score	Year	Name	Round
3	350 players scored 3		
Highest Score	Year	Name	Round
8	1995	Russell Weir	2

16th Hole

Lowest Score	Year	Name	Round
2	1984	Mike Sullivan	1
Highest Score	Year	Name	Round
8	1995	Richard Boxall	2

17th Hole

Lowest Score	Year	Name	Round
3	97 players scored 3		
Highest Score	Year	Name	Round
9	1990	Scott Hoch	2
	2005	Zach Johnson	1
	2005	K J Choi	4
	2015	Mark Calcavecchia	1

18th Hole

Lowest Score	Year	Name	Round
2	19 players scored 2		
Highest Score	Year	Name	Round
7	2010	Katsumasa Miyamoto	2

St Andrews Most Difficult Card

Year	Hole	Par	Scoring Avg	Difference
1995	1	4	4.03	0.03
2005	2	4	4.24	0.24
2010	3	4	3.91	-0.09
1984	4	4	4.28	0.28
1995	5	5	4.88	-0.12
1995	6	4	4.19	0.19
1995	7	4	4.07	0.07
1995	8	3	3.24	0.24
1995	9	4	3.94	-0.06
1995 & 2010	10	4	4.03	0.03
1995	11	3	3.38	0.38
2010	12	4	4.09	0.09
2005	13	4	4.39	0.39
1984	14	5	5.30	0.30
2000	15	4	4.20	0.20
2010	16	4	4.25	0.25
1984	17	4	4.79	0.79
1984 & 2000	18	4	3.94	-0.06

St Andrews Easiest Card

Year	Hole	Par	Scoring Avg	Difference
1990	1	4	3.82	-0.18
2015	2	4	4.04	0.04
1990	3	4	3.81	-0.19
2000	4	4	4.10	0.10
2015	5	5	4.46	-0.54
2015	6	4	3.86	-0.14
2015	7	4	3.80	-0.20
1984	8	3	2.94	-0.06
2005	9	4	3.64	-0.36
1990	10	4	3.77	-0.23
1990	11	3	3.04	0.04
1995 & 2000	12	4	3.89	-0.11
2015	13	4	4.19	0.19
1995	14	5	4.69	-0.31
1990	15	4	4.00	0.00
1990	16	4	4.05	0.05
1995	17	4	4.62	0.62
2005	18	4	3.54	-0.46

Lowest Cut 1900-2015

Year	Cut	No. Who Advanced
1990	143	72
2000	144	74
2015	144	80
2005	145	80
2010	146	77
1955	148	49
1957	148	46
1978	148	80
1984	148	94
1995	148	103
1960	149	47
1970	149	80
1939	150	34
1933	152	61
1964	153	45
1927	154	54
1946	156	38
1910	161	64
1905	172	45
1900	175	46

Cut Against Par 1964-2015

Year	Cut	Par	Difference
1964	153	72	+9
1970	149	72	+5
1978	148	72	+4
1984	148	72	+4
1990	143	72	-1
1995	148	72	+4
2000	144	72	Even
2005	145	72	+1
2010	146	72	+2
2015	144	72	Even

Winning Total In Relation To Par Since 1963

Year	Player	Final Score	Full Par	Difference
1964	Tony Lema	279	288	-9
1970	Jack Nicklaus	283	288	-5
1978	Jack Nicklaus	281	288	-7
1984	Seve Ballesteros	276	288	-12
1990	Nick Faldo	270	288	-18
1995	John Daly	282	288	-6
2000	Tiger Woods	269	288	-19
2005	Tiger Woods	274	288	-14
2010	Louis Oosthuizen	272	288	-16
2015	Zach Johnson	273	288	-15

Play-Offs At The Open

Number Of Play-Offs 21

Play-Off Winners

36 Hole Play-Offs

- 1876: Bob Martin, w/o, St Andrews
- 1883: Willie Fernie, 158, Musselburgh
- 1889: Willie Park Jr, 158, Musselburgh
- 1896: Harry Vardon, 157, Muirfield
- 1911: Harry Vardon, 138, Royal St George's, only 34 holes completed
- 1921: Jock Hutchison, 150, St Andrews
- 1933: Denny Shute, 149, St Andrews
- 1949: Bobby Locke, 135, Royal St George's
- 1958: Peter Thomson, 139, Royal Lytham & St Annes
- 1963: Bob Charles, 140, Royal Lytham & St Annes

18 Hole Play-Offs

- 1970: Jack Nicklaus, 72, St Andrews
- 1975: Tom Watson, 71, Carnoustie

4 Hole Play-Offs

- 1989: Mark Calcavecchia, 13, Royal Troon
- 1995: John Daly, 15, St Andrews
- 1998: Mark O'Meara, 17, Royal Birkdale
- 1999: Paul Lawrie, 15, Carnoustie
- 2002: Ernie Els, 16, 4, Muirfield, 4 hole play-off followed by sudden death
- 2004: Todd Hamilton, 15, Royal Troon
- 2007: Pdraig Harrington, 15, Carnoustie
- 2009: Stewart Cink, 14, Turnberry
- 2015: Zach Johnson, 15, St Andrews

Play-Off Losers

36 Hole Play-Offs

- 1876: Davie Strath refused to participate in the play-off, St Andrews
- 1883: Bob Ferguson, 159, Musselburgh
- 1889: Andrew Kirkaldy, 163, Musselburgh
- 1896: J.H. Taylor, 161, Muirfield
- 1911: Arnaud Massy, 148, Royal St George's, only 34 holes completed
- 1921: Roger Wethered, 159, St Andrews
- 1933: Craig Wood, 154, St Andrews
- 1949: Harry Bradshaw, 147, Royal St George's
- 1958: Dave Thomas, 143, Royal Lytham & St Annes
- 1963: Phil Rodgers, 148, Royal Lytham & St Annes



18 Hole Play-Offs

1970: Doug Sanders, 73, St Andrews
 1975: Jack Newton, 72, Carnoustie

4 Hole Play-Offs

1989: Wayne Grady, 16, Greg Norman NR, Royal Troon
 1995: Costantino Rocca, 19, St Andrews
 1998: Brian Watts, 19, Royal Birkdale
 1999: Justin Leonard, 18, Jean Van De Velde, 18, Carnoustie
 2002: Thomas Levet, 16, 5, Steve Elkington, 17, Stuart Appleby, 17, Muirfield, 4 hole play-off followed by sudden death
 2004: Ernie Els, 16, Royal Troon
 2007: Sergio Garcia, 16, Carnoustie
 2009: Tom Watson, 20, Turnberry
 2015: Louis Oosthuizen, 16, Marc Leishman, 18, St Andrews

36 Hole Play-Offs

Year	Position	Name	Play-Off Round Scores	Play-Off total
1876	Winner	Bob Martin	w/o	n/a
	Loser	Davie Strath	Refused to participate in play-off	n/a
1883	Winner	Willie Fernie	81, 77	158
	Loser	Bob Ferguson	82, 77	159
1889	Winner	Willie Park Jr	82, 76	158
	Loser	Andrew Kirkaldy	85, 78	163
1896	Winner	Harry Vardon	78, 79	157
	Loser	J.H. Taylor	80, 81	161
1911	Winner	Harry Vardon	74, 64 (only played 34 holes)	138
	Loser	Arnaud Massy	79, 69 (only played 34 holes)	148
1921	Winner	Jock Hutchison	74, 76	150
	Loser	Roger Wethered	77, 82	159
1933	Winner	Denny Shute	75, 74	149
	Loser	Craig Wood	78, 76	154
1949	Winner	Bobby Locke	67, 68	135
	Loser	Harry Bradshaw	74, 73	147
1958	Winner	Peter Thomson	68, 71	139
	Loser	Dave Thomas	69, 74	143
1963	Winner	Bob Charles	69, 71	140
	Loser	Phil Rodgers	72, 76	148

18 Hole Play-Offs

Year	Position	Name	Play-Off Round Score
1970	Winner	Jack Nicklaus	72
	Loser	Doug Sanders	73
1975	Winner	Tom Watson	71
	Loser	Jack Newton	72

4 Hole Play-Offs

Year	Position	Name	Play-Off Hole Scores	Play-Off total
1989	Winner	Mark Calcavecchia	4-3-3-3	13
	Losers	Wayne Grady	4-4-4-4	16
		Greg Norman	3-3-4-nr	nr
1995	Winner	John Daly	4-3-4-4	15
	Loser	Costantino Rocca	5-4-7-3	19
1998	Winner	Mark O'Meara	4-4-5-4	17
	Loser	Brian Watts	5-4-5-5	19

1999	Winner	Paul Lawrie	5-4-3-3	15
	Losers	Justin Leonard	5-4-4-5	18
		Jean Van de Velde	6-4-3-5	18
2002	Winner	Ernie Els	4-3-5-4	16/4
	Losers	Extra hole 4		
		Thomas Levet	4-2-5-5	16/5
Extra hole 5				
2004	Winner	Stuart Appleby	4-4-4-5	17
	Loser	Steve Elkington	5-3-4-5	17
		Todd Hamilton	4-4-3-4	15
2007	Winner	Ernie Els	4-4-4-4	16
	Loser	Padraig Harrington	3-3-4-5	15
2009	Winner	Sergio Garcia	5-3-4-4	16
	Loser	Stewart Cink	4-3-4-3	14
2015	Winner	Tom Watson	5-3-7-5	20
	Losers	Zach Johnson	3-3-5-4	15
		Louis Oosthuizen	3-4-5-4	16
		Marc Leishman	5-4-5-4	18

Champions Who Have Won And Lost Play-Offs

Tom Watson Won Play-Off, Carnoustie, 1975
 Lost Play-Off, Turnberry, 2009
 Ernie Els Won Play-Off, Muirfield, 2002
 Lost Play-Off, Troon, 2004

Lowest Winning Score 36 Hole Play-Off 1860-1963
 135, Bobby Locke, 1949, Royal St George's

Lowest Winning Score 18 Hole Play-Off 1964-1985
 71, Tom Watson, 1975, Carnoustie

Lowest Winning Score 4 Hole Play-Off
 13, Mark Calcavecchia, 1989, Royal Troon

Highest Winning Score 4 Hole Play-Off
 17, Mark O'Meara, 1998, Royal Birkdale

4 Hole Play-Offs Which Have Gone To Sudden Death

2002: Ernie Els and Thomas Levet were tied on 16 after 4 holes and played one hole of sudden death. Els won.

Venue With The Most Play-Offs

6: St Andrews

Venues Where Play-Offs Have Taken Place

6: St Andrews 1876, 1921, 1933, 1970, 1995, 2015

3: Carnoustie 1975, 1999, 2007

2: Musselburgh 1883, 1889

Muirfield 1896, 2002

Royal St George's 1911, 1949

Royal Lytham & St Annes 1958, 1963

Royal Troon 1989, 2004

1: Royal Birkdale 1998

Turnberry 2009

Play-Offs Conceded

1876 – Davie Strath refused to take part in the play-off

1911 – Arnaud Massy conceded defeat during play at the 35th hole

1989 – Greg Norman did not complete the final hole

Widest Margin Of Victory In A 36 Hole Play-Off

12 strokes: Bobby Locke 135, Harry Bradshaw 147,
 1949, Royal St George's

Widest Margin Of Victory In An 18 Hole Play-Off

1 stroke: Jack Nicklaus 72, Doug Sanders 73, 1970, St Andrews
Tom Watson 71, Jack Newton 72, 1975, Carnoustie

Widest Margin Of Victory In A 4 Hole Play-Off

6 strokes: Stewart Cink 14, Tom Watson 20, 2009, Turnberry

Widest Margin Of Victory In Sudden Death Following A 4 Hole Play-Off

1 stroke: Ernie Els 4, Thomas Levet 5, 2002, Muirfield

Most Times Winner Of A Play-Off

2: Harry Vardon 1896, 1911

Players Who Have Lost More Than One Play-Off

None

Number Of Play-Offs By Decade

1860-1869: 0

1870-1879: 1

1880-1889: 2

1890-1899: 1

1900-1909: 0

1910-1914: 1

1920-1929: 1

1930-1939: 1

1946-1949: 1

1950-1959: 1

1960-1969: 1

1970-1979: 2

1980-1989: 1

1990-1999: 3

2000-2009: 4

2010-2019: 1

2020-2021: 0

Amateurs Who Have Won A Play-Off

None

Amateurs Who Have Lost A Play-Off

1: Roger Wethered, 1921, St Andrews

Left-Handed Golfers Who Have Won A Play-Off

1: Bob Charles, 1963, Royal Lytham & St Annes

Left-Handed Golfers Who Have Lost A Play-Off

None

Nationalities Of Play-Off Winners

10: USA

4: Scotland

2: South Africa, England

1: Australia, Ireland, New Zealand

Nationalities Of Play-Off Losers

6: USA, Australia

3: France, Scotland

2: England, South Africa

1: Ireland, Italy, Spain, Wales

Number Of 3-Way Play-Offs

3: 1989, Royal Troon

1999, Carnoustie

2015, St Andrews

Number Of 4-Way Play-Offs

1: 2002, Muirfield



Attendances

Attendance Since 1960 By Year

Year	Venue	Attendance
1960	St Andrews	39,563
1961	Royal Birkdale	21,708
1962	Troon	37,098
1963	Royal Lytham & St Annes	24,585
1964	St Andrews	35,954
1965	Royal Birkdale	32,927
1966	Muirfield	40,182
1967	Royal Liverpool	29,880
1968	Carnoustie	51,819
1969	Royal Lytham & St Annes	46,001
1970	St Andrews	81,593
1971	Royal Birkdale	70,076
1972	Muirfield	84,746
1973	Troon	78,810
1974	Royal Lytham & St Annes	92,796
1975	Carnoustie	85,258
1976	Royal Birkdale	92,021
1977	Turnberry	87,615
1978	St Andrews	125,271
1979	Royal Lytham & St Annes	134,501
1980	Muirfield	131,610
1981	Royal St George's	111,987
1982	Royal Troon	133,299
1983	Royal Birkdale	142,892
1984	St Andrews	193,126
1985	Royal St George's	141,619
1986	Turnberry	134,261
1987	Muirfield	139,189
1988	Royal Lytham & St Annes	191,334
1989	Royal Troon	160,639
1990	St Andrews	208,680
1991	Royal Birkdale	189,435
1992	Muirfield	146,427
1993	Royal St George's	141,000
1994	Turnberry	128,000
1995	St Andrews	180,000
1996	Royal Lytham & St Annes	170,000
1997	Royal Troon	176,000
1998	Royal Birkdale	195,100
1999	Carnoustie	157,000
2000	St Andrews	239,000
2001	Royal Lytham & St Annes	178,000
2002	Muirfield	161,500
2003	Royal St George's	183,000
2004	Royal Troon	176,000
2005	St Andrews	223,000
2006	Royal Liverpool	230,000
2007	Carnoustie	154,000
2008	Royal Birkdale	201,500
2009	Turnberry	123,000
2010	St Andrews	201,000
2011	Royal St George's	180,100
2012	Royal Lytham & St Annes	181,300
2013	Muirfield	142,036
2014	Royal Liverpool	202,917
2015	St Andrews	237,024
2016	Royal Troon	173,134
2017	Royal Birkdale	235,000
2018	Carnoustie	172,000
2019	Royal Portrush	237,750
2021	Royal St George's	152,330

New Attendance Record Since 1960

Year	Venue	Attendance
1960	St Andrews	39,563
1966	Muirfield	40,182
1968	Carnoustie	51,819
1970	St Andrews	81,593
1972	Muirfield	84,746
1974	Royal Lytham & St Annes	92,796
1978	St Andrews	125,271
1979	Royal Lytham & St Annes	134,501
1983	Royal Birkdale	142,892
1984	St Andrews	193,126
1990	St Andrews	208,680
2000	St Andrews	239,000

Attendance Highest To Lowest Since 1960

Year	Venue	Attendance
2000	St Andrews	239,000
2019	Royal Portrush	237,750
2015	St Andrews	237,024
2017	Royal Birkdale	235,000
2006	Royal Liverpool	230,000
2005	St Andrews	223,000
1990	St Andrews	208,680
2014	Royal Liverpool	202,917
2008	Royal Birkdale	201,500
2010	St Andrews	201,000
1998	Royal Birkdale	195,100
1984	St Andrews	193,126
1988	Royal Lytham & St Annes	191,334
1991	Royal Birkdale	189,435
2003	Royal St George's	183,000
2012	Royal Lytham & St Annes	181,300
2011	Royal St George's	180,100
1995	St Andrews	180,000
2001	Royal Lytham & St Annes	178,000
1997	Royal Troon	176,000
2004	Royal Troon	176,000
2016	Royal Troon	173,134
2018	Carnoustie	172,000
1996	Royal Lytham & St Annes	170,000
2002	Muirfield	161,500
1989	Royal Troon	160,639
1999	Carnoustie	157,000
2007	Carnoustie	154,000
2021	Royal St George's	152,330
1992	Muirfield	146,427
1983	Royal Birkdale	142,892
2013	Muirfield	142,036
1985	Royal St George's	141,619
1993	Royal St George's	141,000
1987	Muirfield	139,189
1979	Royal Lytham & St Annes	134,501
1986	Turnberry	134,261
1982	Royal Troon	133,299
1980	Muirfield	131,610
1994	Turnberry	128,000
1978	St Andrews	125,271
2009	Turnberry	123,000
1981	Royal St George's	111,987
1974	Royal Lytham & St Annes	92,796
1976	Royal Birkdale	92,021
1977	Turnberry	87,615
1975	Carnoustie	85,258
1972	Muirfield	84,746
1970	St Andrews	81,593
1973	Troon	78,810
1971	Royal Birkdale	70,076
1968	Carnoustie	51,819
1969	Royal Lytham & St Annes	46,001
1966	Muirfield	40,182
1960	St Andrews	39,563
1962	Troon	37,098
1964	St Andrews	35,954
1965	Royal Birkdale	32,927
1967	Royal Liverpool	29,880
1963	Royal Lytham & St Annes	24,585
1961	Royal Birkdale	21,708



Prize Money 1860-2021

Year	Total Purse	First Prize	Year	Total Purse	First Prize
1860	No money prize given	No money prize given	1925	£225	£75
1861	No money prize given	No money prize given	1926	£225	£75
1862	No money prize given	No money prize given	1927	£275	£75
1863	£10	No money prize given	1928	£275	£75
1864	£15	£6	1929	£275	£75
1865	£20	£8	1930	£400	£100
1866	£11	£6	1931	£500	£100
1867	£16	£7	1932	£500	£100
1868	£12	£6	1933	£500	£100
1869	£12	£6	1934	£500	£100
1870	£12	£6	1935	£500	£100
1871	No Championship		1936	£500	£100
1872	Not known	£8	1937	£500	£100
1873	Not known	£11	1938	£500	£100
1874	£20	£8	1939	£500	£100
1875	£20	£8	1946	£1,000	£150
1876	£27	£10	1947	£1,000	£150
1877	£20	£8	1948	£1,000	£150
1878	Not known	£8	1949	£1,500	£300
1879	£47	£10	1950	£1,500	£300
1880	Not known	£8	1951	£1,700	£300
1881	£21	£8	1952	£1,700	£300
1882	£47.25	£12	1953	£2,500	£500
1883	£20	£8	1954	£3,500	£750
1884	£23	£8	1955	£3,750	£1,000
1885	£35.50	£10	1956	£3,750	£1,000
1886	£20	£8	1957	£3,750	£1,000
1887	£20	£8	1958	£4,850	£1,000
1888	£20	£8	1959	£5,000	£1,000
1889	£22	£8	1960	£7,000	£1,250
1890	£29.50	£13	1961	£8,500	£1,400
1891	£28.50	£10	1962	£8,500	£1,400
1892	£110	£35	1963	£8,500	£1,500
1893	£100	£30	1964	£8,500	£1,500
1894	£100	£30	1965	£10,000	£1,750
1895	£100	£30	1966	£15,000	£2,100
1896	£100	£30	1967	£15,000	£2,100
1897	£100	£30	1968	£20,000	£3,000
1898	£100	£30	1969	£30,000	£4,250
1899	£100	£30	1970	£40,000	£5,250
1900	£125	£50	1971	£45,000	£5,500
1901	£125	£50	1972	£50,000	£5,500
1902	£125	£50	1973	£50,000	£5,500
1903	£125	£50	1974	£50,000	£5,500
1904	£125	£50	1975	£75,000	£7,500
1905	£125	£50	1976	£75,000	£7,500
1906	£125	£50	1977	£100,000	£10,000
1907	£125	£50	1978	£125,000	£12,500
1908	£125	£50	1979	£155,000	£15,000
1909	£125	£50	1980	£200,000	£25,000
1910	£135	£50	1981	£200,000	£25,000
1911	£135	£50	1982	£250,000	£32,000
1912	£135	£50	1983	£310,000	£40,000
1913	£135	£50	1984	£451,000	£55,000
1914	£135	£50	1985	£530,000	£65,000
1920	£225	£75	1986	£600,000	£70,000
1921	£225	£75	1987	£650,000	£75,000
1922	£225	£75	1988	£700,000	£80,000
1923	£225	£75	1989	£750,000	£80,000
1924	£225	£75	1990	£825,000	£85,000

Year	Total Purse	First Prize
1991	£900,000	£90,000
1992	£950,000	£95,000
1993	£1,000,000	£100,000
1994	£1,100,000	£110,000
1995	£1,250,000	£125,000
1996	£1,400,000	£200,000
1997	£1,600,000	£250,000
1998	£1,800,000	£300,000
1999	£2,000,000	£350,000
2000	£2,750,000	£500,000
2001	£3,300,000	£600,000
2002	£3,800,000	£700,000
2003	£3,900,000	£700,000
2004	£4,000,000	£720,000
2005	£4,000,000	£720,000
2006	£4,000,000	£720,000
2007	£4,200,000	£750,000
2008	£4,200,000	£750,000
2009	£4,200,000	£750,000
2010	£4,800,000	£850,000
2011	£5,000,000	£900,000
2012	£5,000,000	£900,000
2013	£5,250,000	£945,000
2014	£5,400,000	£975,000
2015	£6,300,000	£1,150,000
2016	£6,500,000	£1,175,000
2017	\$10,250,000	\$1,845,000
2018	\$10,500,000	\$1,890,000
2019	\$10,750,000	\$1,935,000
2020	No Championship	
2021	\$11,500,000	\$2,070,000

Between 1893 and 1899, the Champion Golfer of the Year received £30 in cash plus the Gold Medal, valued at £10 for a total first prize of £40.

Between 1900 and 1914, the Champion Golfer of the Year received £50 in cash plus the Gold Medal, valued at £10 for a total first prize of £60.

Between 1920 and 1929, the Champion Golfer of the Year received £75 in cash plus the Gold Medal, valued at £25 for a total first prize of £100.



Women's Championships


Venues and Dates 2023, 2024 & 2025

	2023	2024	2025
 Women's Amateur Asia-Pacific Championship	15 – 18 February <i>Venue to be confirmed</i>	14 – 17 February <i>Venue to be confirmed</i>	13 – 16 February <i>Venue to be confirmed</i>
 R&A Girls U16 Amateur Championship	28 – 30 April <i>Enville</i>	26 – 28 April <i>Venue to be confirmed</i>	25 – 27 April <i>Venue to be confirmed</i>
 The Curtis Cup	<i>Not played</i>	Date to be confirmed <i>Sunningdale (Old)</i> <i>(to be confirmed)</i>	<i>Not played</i>
 The Womens Amateur Championship	13 – 18 June <i>Prince's</i>	24 – 29 June <i>Royal Birkdale</i>	9 – 14 June <i>Venue to be confirmed</i>
 The Vagliano Trophy	30 June & 1 July <i>Royal Dornoch</i>	<i>Not played</i>	27 & 28 June <i>Venue to be confirmed</i>
 The Junior Vagliano Trophy	30 June & 1 July <i>Royal Dornoch</i>	23 & 24 August <i>West Lancashire</i>	27 & 28 June <i>Venue to be confirmed</i>
 R&A Junior Open	<i>Not played</i>	15 – 17 July <i>Venue to be confirmed</i>	<i>Not played</i>
 AIG Womens Open	Dates to be confirmed <i>Walton Heath</i>	Dates to be confirmed <i>St Andrews</i>	7 – 10 August <i>Royal Porthcawl</i> <i>(to be confirmed)</i>
 R&A Womens Home Internationals	9 – 11 August <i>Machynys</i>	7 – 9 August <i>Murcar Links</i>	5 – 8 August <i>Venue to be confirmed</i>
 R&A Womens Senior Amateur Championship	11 – 14 July <i>Woodhall Spa</i>	9 – 12 July <i>Saunton</i>	8 – 11 July <i>Venue to be confirmed</i>
 R&A Girls Home Internationals	8 – 10 August <i>Lindrick</i>	6 – 8 August <i>Conwy</i>	5 – 8 August <i>Venue to be confirmed</i>
 R&A Girls Amateur Championship	14 – 20 August <i>Ganton & York</i>	12 – 18 August <i>Alwoodley</i>	11 – 17 August <i>Venue to be confirmed</i>
 Astor Trophy	Date to be confirmed <i>New Zealand</i>	<i>Not played</i>	<i>Date & Venue to be confirmed</i>
 World Amateur Team Championships	18 – 28 October <i>Dubai (to be confirmed)</i>	<i>Date & Venue to be confirmed</i>	<i>Date & Venue to be confirmed</i>
 R&A Womens Senior Home Internationals	19 – 21 September <i>West Kilbride</i>	17 – 19 September <i>Castlerock</i>	16 – 18 September <i>Venue to be confirmed</i>

Men's Championships

Venues and Dates 2023, 2024 & 2025



	2023	2024	2025
 The Amateur Championship	19 – 24 June Hillside and Southport & Ainsdale	17 – 22 June Ballyliffin	16 – 21 June Venue to be confirmed
 R&A Junior Open	Not played	15 – 17 July Kilmarnock (Barassie)	Not played
 The Open	20 – 23 July Royal Liverpool	18 – 21 July Royal Troon	17 – 20 July Royal Portrush
 The Senior Open presented by Rolex	27 – 30 July Royal Porthcawl	25 – 28 July Venue to be confirmed	24 – 27 July Venue to be confirmed
 The St Andrews Trophy	Not played	25 & 26 July Royal Porthcawl	Not played
 R&A Mens Home Internationals	9 – 11 August Machynys	7 – 9 August Murcar Links	5 – 7 August Venue to be confirmed
 R&A Boys Home Internationals	8 – 10 August Lindrick	6 – 8 August Conwy	5 – 7 August Venue to be confirmed
 R&A Senior Amateur Championship	11 – 14 July Woodhall Spa	9 – 12 July Saunton	8 – 11 July Venue to be confirmed
 R&A Boys Amateur Championship	14 – 20 August Ganton & Fulford	12 – 18 August Alwoodley, Moortown & Pannal	11 – 17 August Venue to be confirmed
 The Jacques Leglise Trophy	25 & 26 August France	23 & 24 August West Lancashire	22 & 23 August Venue to be confirmed
 The Walker Cup	2 & 3 September St Andrews	Not played	6 & 7 September Cypress Point
 Asia-Pacific Amateur Championship	5 – 8 October Venue to be confirmed	3 – 6 October Venue to be confirmed	1 – 4 October Venue to be confirmed
 World Amateur Team Championships	18 – 28 October Dubai (to be confirmed)	Date & Venue to be confirmed	15 – 25 October Venue to be confirmed
 Latin America Amateur Championship	12 – 15 January Puerto Rico	Date & Venue to be confirmed	23 – 26 January Venue to be confirmed
 R&A Mens Senior Home Internationals	19 – 21 September West Kilbride	17 – 19 September Castlerock	16 – 18 September Venue to be confirmed



150TH

ST ANDREWS